



LEGEND

- WATER
- WATER METER
- WATER HYDRANT
- WATER VALVE
- SEWER/ MANHOLE

- DRAINAGE
- ACOUSTIC ATTENUATION PACKAGE REQUIREMENT (FOR SINGLE STOREY CONSTRUCTION)
 - PACKAGE A
 - PACKAGE B
 - PACKAGE C

- POWER DOME MINI PILLAR
- POWER DOME UNIVERSAL PILLAR
- STREETLIGHTS
- PADMOUNT SITE

- RETAINING WALL & HEIGHT
- NON-STRUCTURAL WALL
- NBN CONNECTION
- ACCESS RESTRICTION

- TOP OF KERB HEIGHT
- SPOT LEVEL
- PAD LEVEL
- ROAD LEVEL
- GARAGE LOCATION

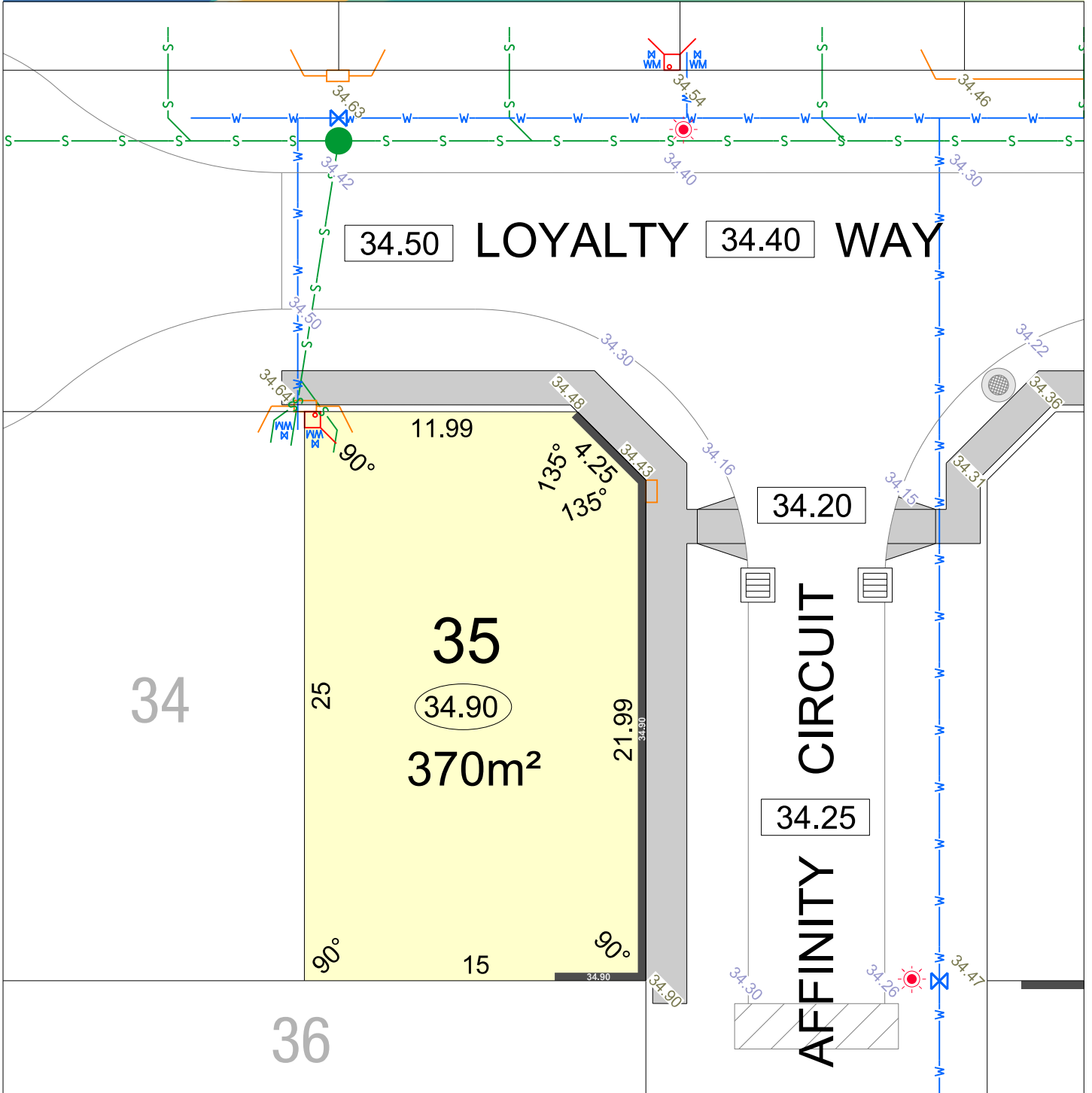
STAGE 1

SCALE 1:1250

Depicted information subject to approvals and survey.
All dimensions and areas are subject to survey. The particulars on this brochure are supplied for information only and shall not be taken as a representation in any respect on the part of the Vendor or its agent. Authorities should be consulted when services are contained within lot boundaries as building restrictions may apply. All retaining walls and associated easements are shown exaggerated for clarity.

MNG Ref: 101636lip-012d Date: 16/08/2024

parcel.



LEGEND

- WATER
- WATER METER
- WATER HYDRANT
- WATER VALVE
- SEWER/ MANHOLE

- DRAINAGE
- ACOUSTIC ATTENUATION PACKAGE REQUIREMENT (FOR SINGLE STOREY CONSTRUCTION)
 - PACKAGE A
 - PACKAGE B
 - PACKAGE C

- POWER DOME MINI PILLAR
- POWER DOME UNIVERSAL PILLAR
- STREETLIGHTS
- PADMOUNT SITE

- RETAINING WALL & HEIGHT
- NON-STRUCTURAL WALL
- NBN CONNECTION
- ACCESS RESTRICTION

- TOP OF KERB HEIGHT
- SPOT LEVEL
- PAD LEVEL
- ROAD LEVEL
- GARAGE LOCATION

STAGE 1

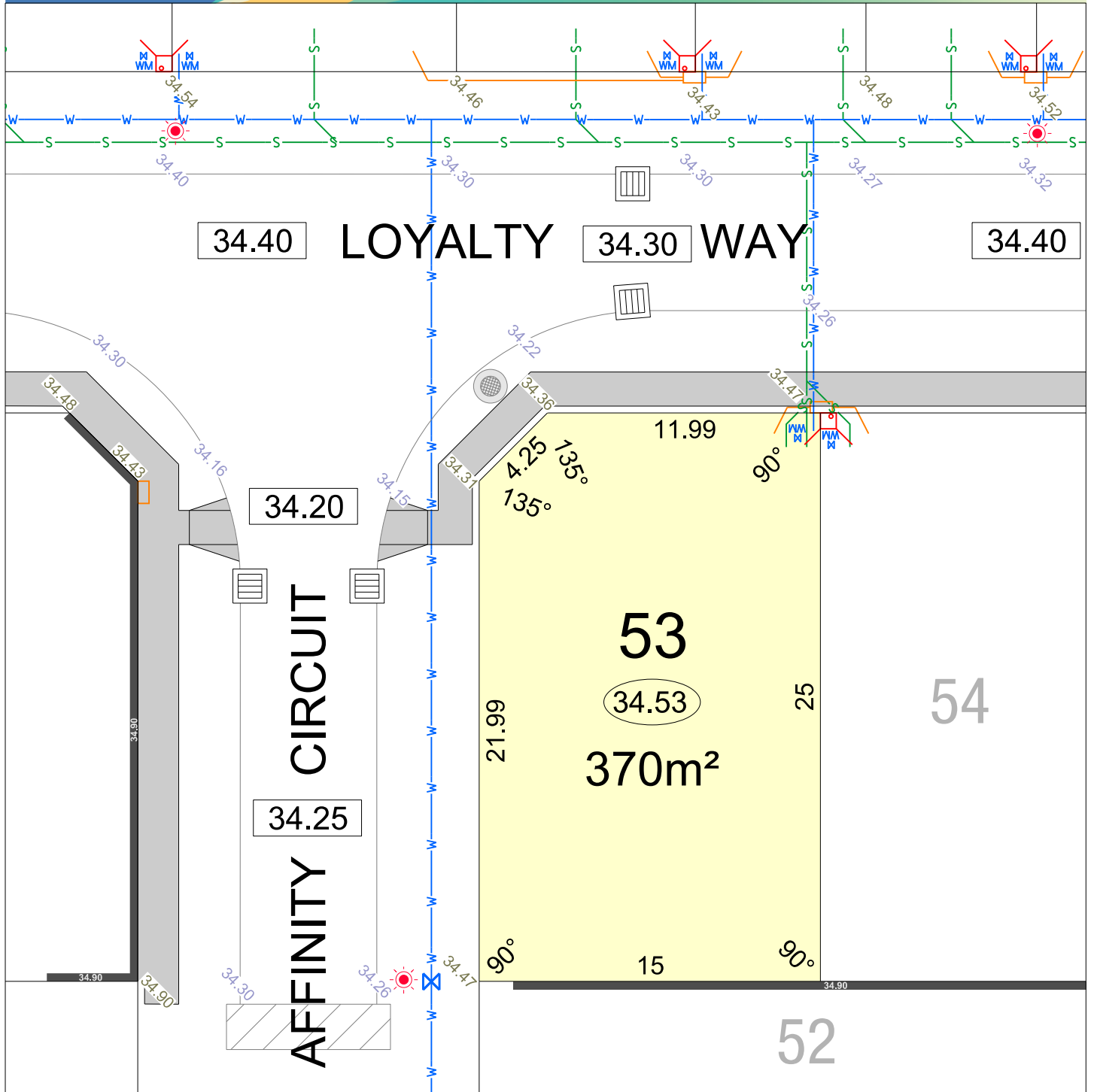


SCALE 1:250

Depicted information subject to approvals and survey.
 All dimensions and areas are subject to survey. The particulars on this brochure are supplied for information only and shall not be taken as a representation in any respect on the part of the Vendor or its agent. Authorities should be consulted when services are contained within lot boundaries as building restrictions may apply. All retaining walls and associated easements are shown exaggerated for clarity.

MNG Ref: 101636lp-012d Date: 16/08/2024

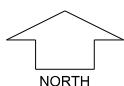
parcel.



LEGEND

	WATER		DRAINAGE		POWER DOME MINI PILLAR		RETAINING WALL & HEIGHT		TOP OF KERB HEIGHT
	WATER METER		ACOUSTIC ATTENUATION PACKAGE REQUIREMENT (FOR SINGLE STOREY CONSTRUCTION)		POWER DOME UNIVERSAL PILLAR		NON-STRUCTURAL WALL		SPOT LEVEL
	WATER HYDRANT		PACKAGE A		STREETLIGHTS		NBN CONNECTION		PAD LEVEL
	WATER VALVE		PACKAGE B		PADMOUNT SITE		ACCESS RESTRICTION		ROAD LEVEL
	SEWER/ MANHOLE		PACKAGE C						GARAGE LOCATION

STAGE 1

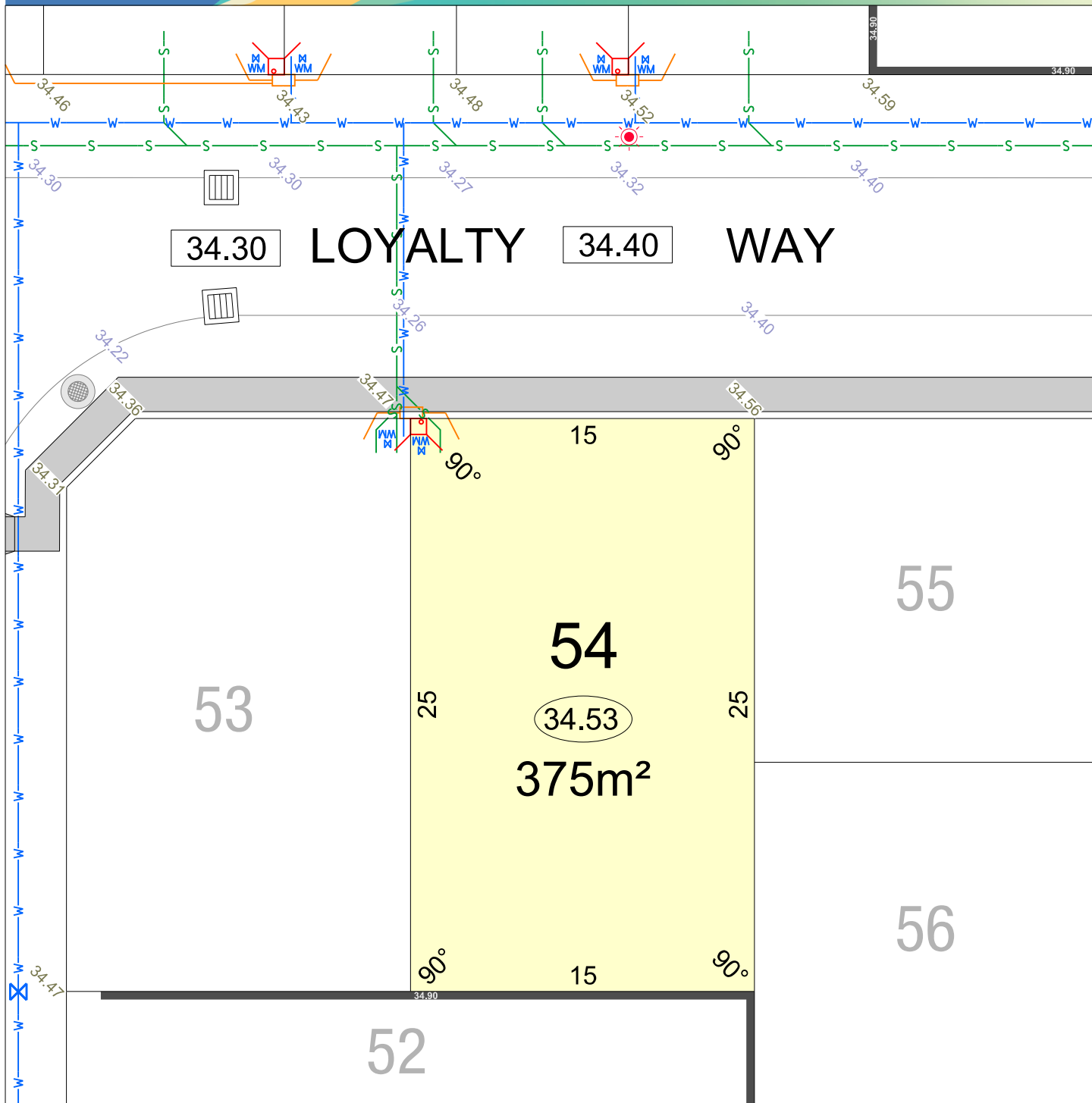


SCALE 1:250

Depicted information subject to approvals and survey.
All dimensions and areas are subject to survey. The particulars on this brochure are supplied for information only and shall not be taken as a representation in any respect on the part of the Vendor or its agent. Authorities should be consulted when services are contained within lot boundaries as building restrictions may apply. All retaining walls and associated easements are shown exaggerated for clarity.

MNG Ref: 101636lp-012d Date: 16/08/2024

parcel.



LEGEND

	WATER		DRAINAGE		POWER DOME MINI PILLAR		RETAINING WALL & HEIGHT		TOP OF KERB HEIGHT
	WATER METER		ACOUSTIC ATTENUATION PACKAGE REQUIREMENT (FOR SINGLE STOREY CONSTRUCTION)		POWER DOME UNIVERSAL PILLAR		NON-STRUCTURAL WALL		SPOT LEVEL
	WATER HYDRANT		PACKAGE A		STREETLIGHTS		NBN CONNECTION		PAD LEVEL
	WATER VALVE		PACKAGE B		PADMOUNT SITE		ACCESS RESTRICTION		ROAD LEVEL
	SEWER/ MANHOLE		PACKAGE C						GARAGE LOCATION

STAGE 1

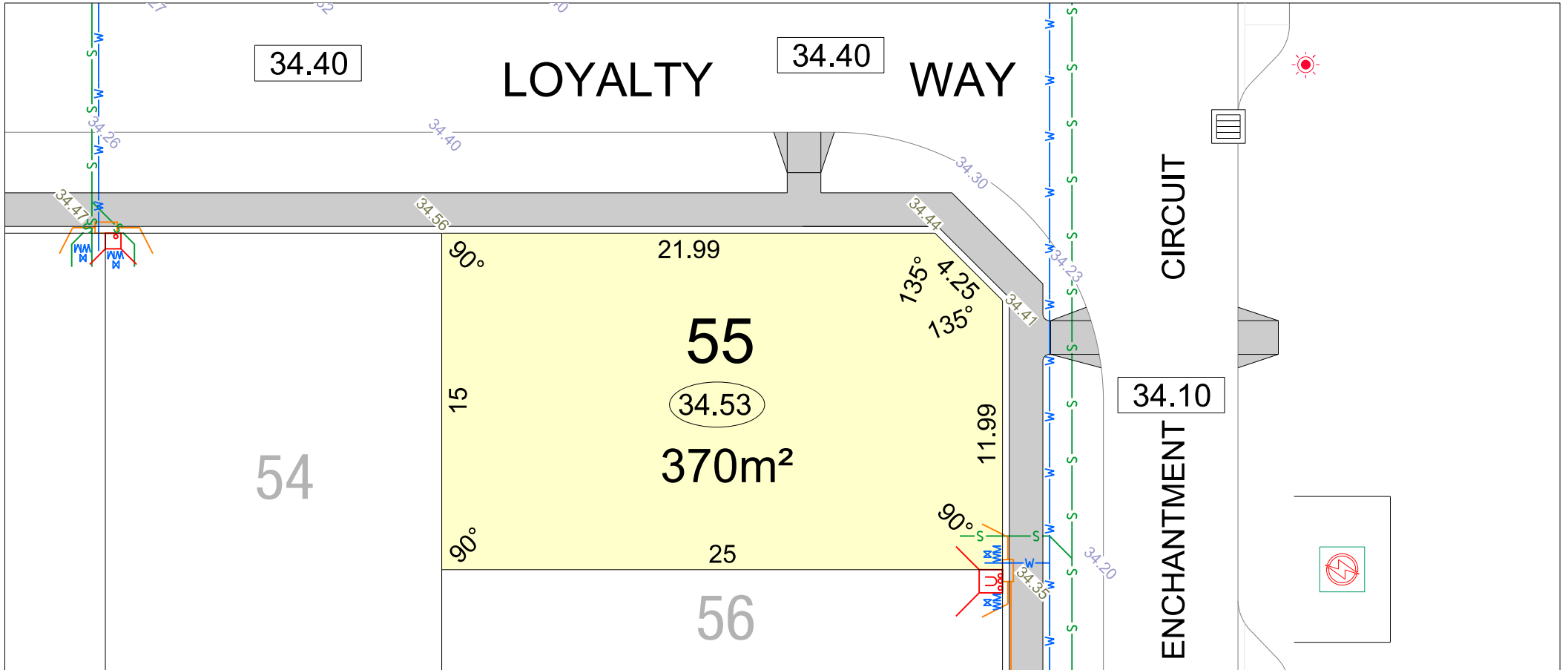


SCALE 1:250

Depicted information subject to approvals and survey.
 All dimensions and areas are subject to survey. The particulars on this brochure are supplied for information only and shall not be taken as a representation in any respect on the part of the Vendor or its agent. Authorities should be consulted when services are contained within lot boundaries as building restrictions may apply. All retaining walls and associated easements are shown exaggerated for clarity.

MNG.Ref: 101636lp-012d Date: 16/08/2024

parcel.



LEGEND			
	WATER		WATER VALVE
	WATER METER		GARAGE LOCATION
	WATER HYDRANT		ROAD LEVEL
			DRAINAGE
			RETAINING WALL & HEIGHT
			NON-STRUCTURAL WALL
			POWER DOME MINI PILLAR
			POWER DOME UNIVERSAL PILLAR
			STREETLIGHTS
			NBN CONNECTION
			SEWER/ MANHOLE
			ACCESS RESTRICTION
			PADMOUNT SITE
			TOP OF KERB HEIGHT
			SPOT LEVEL
			PAD LEVEL
		ACOUSTIC ATTENUATION PACKAGE REQUIREMENT (FOR SINGLE STOREY CONSTRUCTION)	
			PACKAGE A
			PACKAGE B
			PACKAGE C

STAGE 1

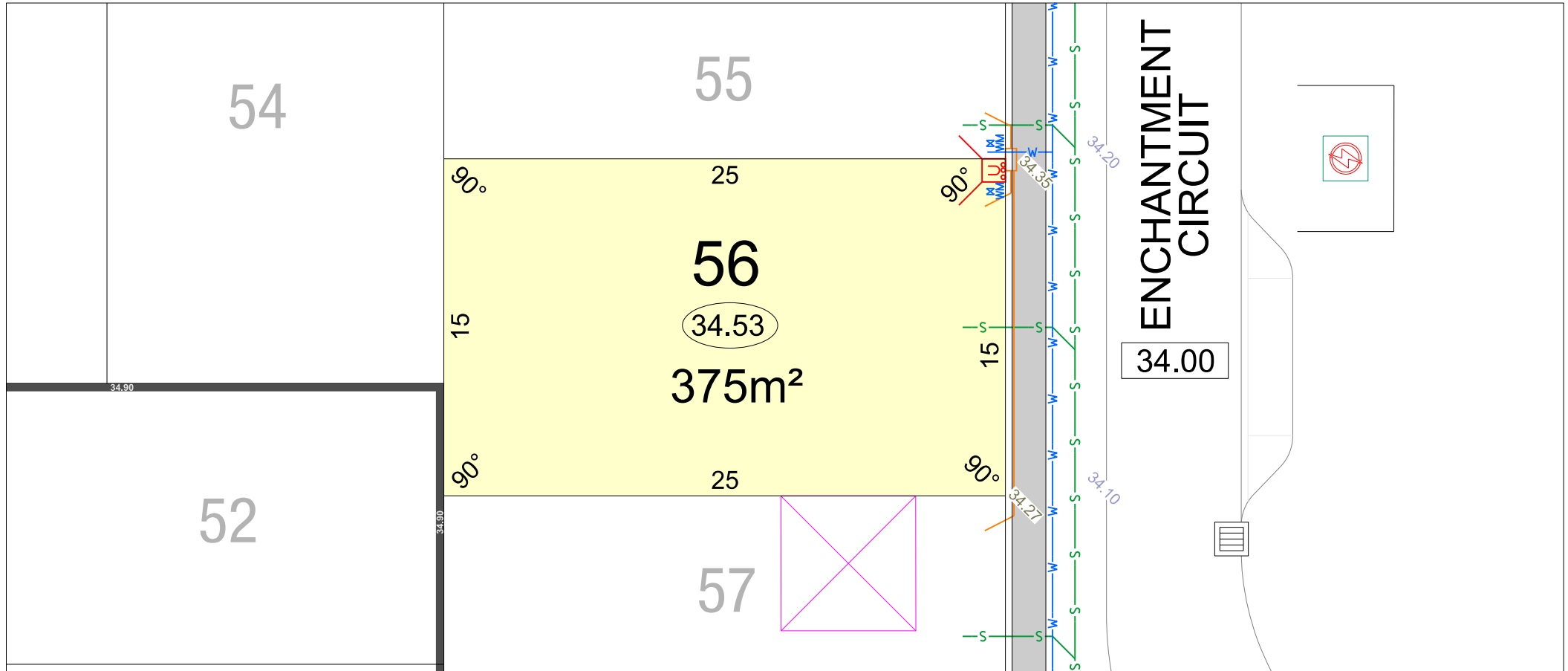


SCALE 1:250

Depicted Information subject to approvals and survey.

All dimensions and areas are subject to survey. The particulars on this brochure are supplied for Information only and shall not be taken as a representation in any respect on the part of the Vendor or its agent. Authorities should be consulted when services are contained within lot boundaries as building restrictions may apply. All retaining walls and associated easements are shown exaggerated for clarity.

parcel.



LEGEND			
	WATER		WATER VALVE
	WATER METER		GARAGE LOCATION
	WATER HYDRANT		ROAD LEVEL
	DRAINAGE		RETAINING WALL & HEIGHT
	POWER DOME MINI PILLAR		NON-STRUCTURAL WALL
	POWER DOME UNIVERSAL PILLAR		STREETLIGHTS
	NBN CONNECTION		SEWER/ MANHOLE
	ACCESS RESTRICTION		PADMOUNT SITE
	TOP OF KERB HEIGHT		ACOUSTIC ATTENUATION PACKAGE REQUIREMENT (FOR SINGLE STOREY CONSTRUCTION)
	SPOT LEVEL		PACKAGE A
	PAD LEVEL		PACKAGE B
			PACKAGE C

STAGE 1

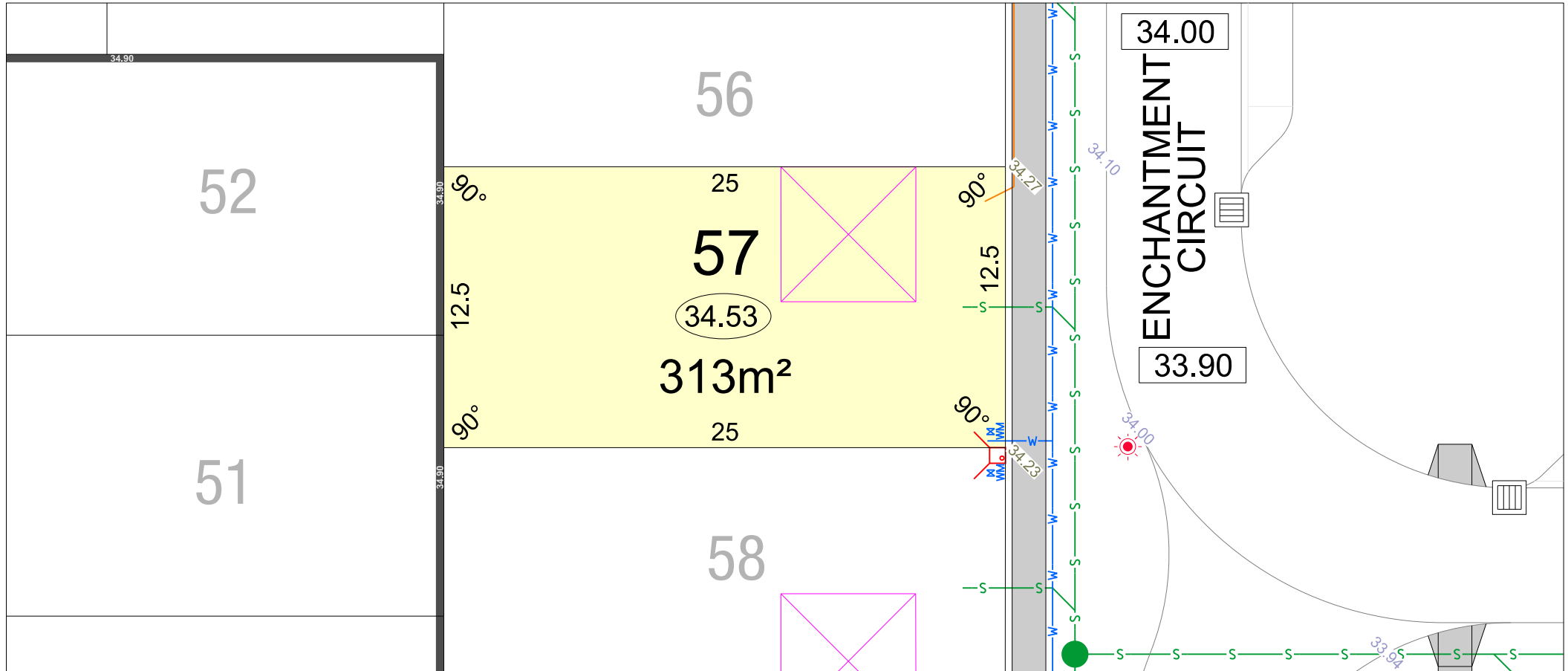


SCALE 1:250

Depicted Information subject to approvals and survey.

All dimensions and areas are subject to survey. The particulars on this brochure are supplied for Information only and shall not be taken as a representation in any respect on the part of the Vendor or its agent. Authorities should be consulted when services are contained within lot boundaries as building restrictions may apply. All retaining walls and associated easements are shown exaggerated for clarity.

parcel.



LEGEND			
	WATER		WATER VALVE
	WATER METER		GARAGE LOCATION
	WATER HYDRANT		ROAD LEVEL
	DRAINAGE		RETAINING WALL & HEIGHT
	POWER DOME MINI PILLAR		NON-STRUCTURAL WALL
	POWER DOME UNIVERSAL PILLAR		ACCESS RESTRICTION
	STREETLIGHTS		PADMOUNT SITE
	NBN CONNECTION		SEWER/ MANHOLE
	TOP OF KERB HEIGHT		SPOT LEVEL
	ACOUSTIC ATTENUATION PACKAGE REQUIREMENT (FOR SINGLE STOREY CONSTRUCTION)		PAD LEVEL
			PACKAGE A
			PACKAGE B
			PACKAGE C

STAGE 1

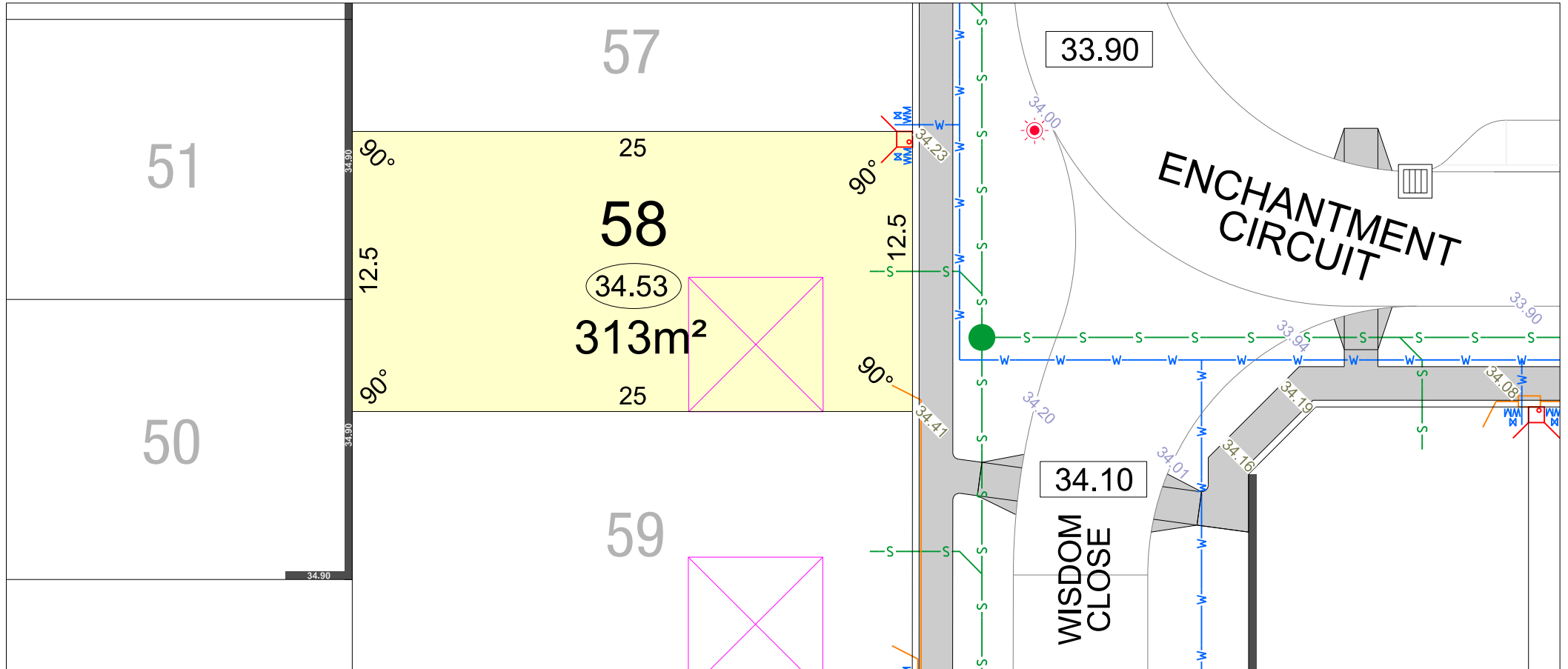


SCALE 1:250

Depicted Information subject to approvals and survey.

All dimensions and areas are subject to survey. The particulars on this brochure are supplied for Information only and shall not be taken as a representation in any respect on the part of the Vendor or its agent. Authorities should be consulted when services are contained within lot boundaries as building restrictions may apply. All retaining walls and associated easements are shown exaggerated for clarity.

parcel.



LEGEND			
	WATER		WATER METER
	WATER HYDRANT		GARAGE LOCATION
	ROAD LEVEL		RETAINING WALL & HEIGHT
	NON-STRUCTURAL WALL		POWER DOME MINI PILLAR
	POWER DOME UNIVERSAL PILLAR		STREETLIGHTS
	NBN CONNECTION		SEWER/ MANHOLE
	ACCESS RESTRICTION		PADMOUNT SITE
	TOP OF KERB HEIGHT		SPOT LEVEL
	PAD LEVEL	ACOUSTIC ATTENUATION PACKAGE REQUIREMENT (FOR SINGLE STOREY CONSTRUCTION)	
			PACKAGE A
			PACKAGE B
			PACKAGE C

STAGE 1

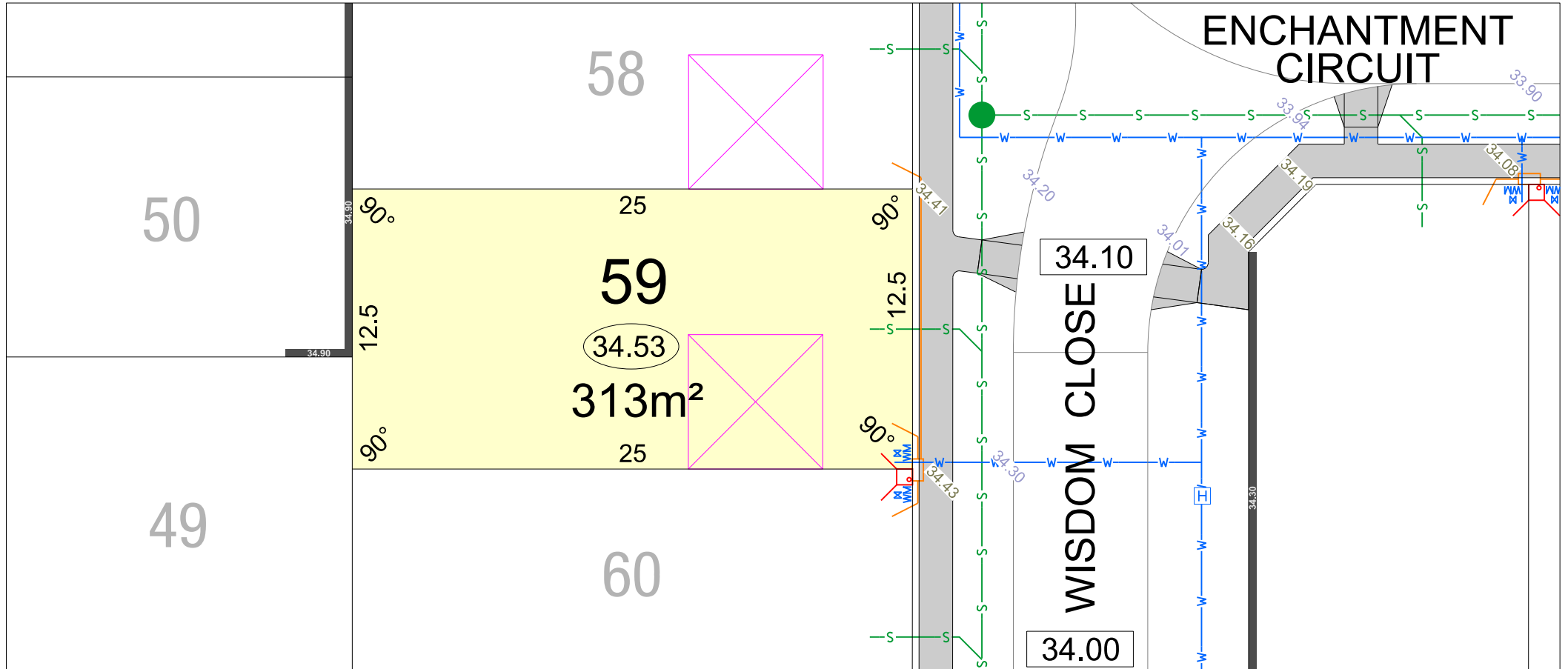


SCALE 1:250

Depicted Information subject to approvals and survey.

All dimensions and areas are subject to survey. The particulars on this brochure are supplied for Information only and shall not be taken as a representation in any respect on the part of the Vendor or its agent. Authorities should be consulted when services are contained within lot boundaries as building restrictions may apply. All retaining walls and associated easements are shown exaggerated for clarity.

parcel.



LEGEND			ACoustic ATTenuation PACKAGE REQUIREMENT (FOR SINGLE STOREY CONSTRUCTION)		
	WATER		WATER VALVE		RETAINING WALL & HEIGHT
	WATER METER		GARAGE LOCATION		NON-STRUCTURAL WALL
	WATER HYDRANT		ROAD LEVEL		POWER DOME MINI PILLAR
			DRAINAGE		POWER DOME UNIVERSAL PILLAR
			RETAINING WALL & HEIGHT		STREETLIGHTS
			NON-STRUCTURAL WALL		NBN CONNECTION
					SEWER/ MANHOLE
					ACCESS RESTRICTION
					PADMOUNT SITE
					TOP OF KERB HEIGHT
					SPOT LEVEL
					PAD LEVEL
					PACKAGE A
					PACKAGE B
					PACKAGE C

STAGE 1

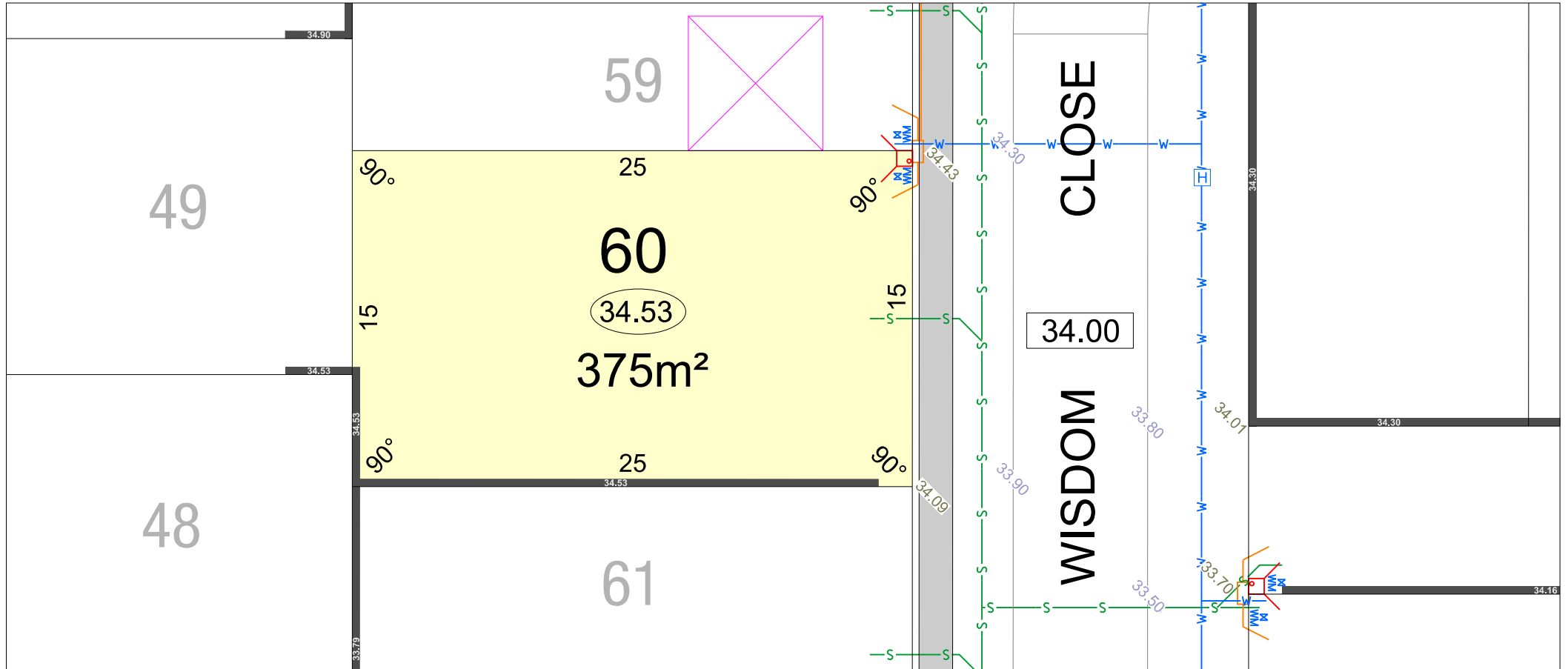


SCALE 1:250

Depicted Information subject to approvals and survey.

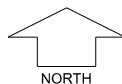
All dimensions and areas are subject to survey. The particulars on this brochure are supplied for Information only and shall not be taken as a representation in any respect on the part of the Vendor or its agent. Authorities should be consulted when services are contained within lot boundaries as building restrictions may apply. All retaining walls and associated easements are shown exaggerated for clarity.

parcel.



LEGEND			
	WATER		WATER VALVE
	WATER METER		GARAGE LOCATION
	WATER HYDRANT		ROAD LEVEL
	DRAINAGE		RETAINING WALL & HEIGHT
	POWER DOME MINI PILLAR		NON-STRUCTURAL WALL
	POWER DOME UNIVERSAL PILLAR		ACCESS RESTRICTION
	STREETLIGHTS		PADMOUNT SITE
	NBN CONNECTION		TOP OF KERB HEIGHT
	SEWER/ MANHOLE		SPOT LEVEL
	ACCESS RESTRICTION		PAD LEVEL
		ACOUSTIC ATTENUATION PACKAGE REQUIREMENT (FOR SINGLE STOREY CONSTRUCTION)	
			PACKAGE A
			PACKAGE B
			PACKAGE C

STAGE 1

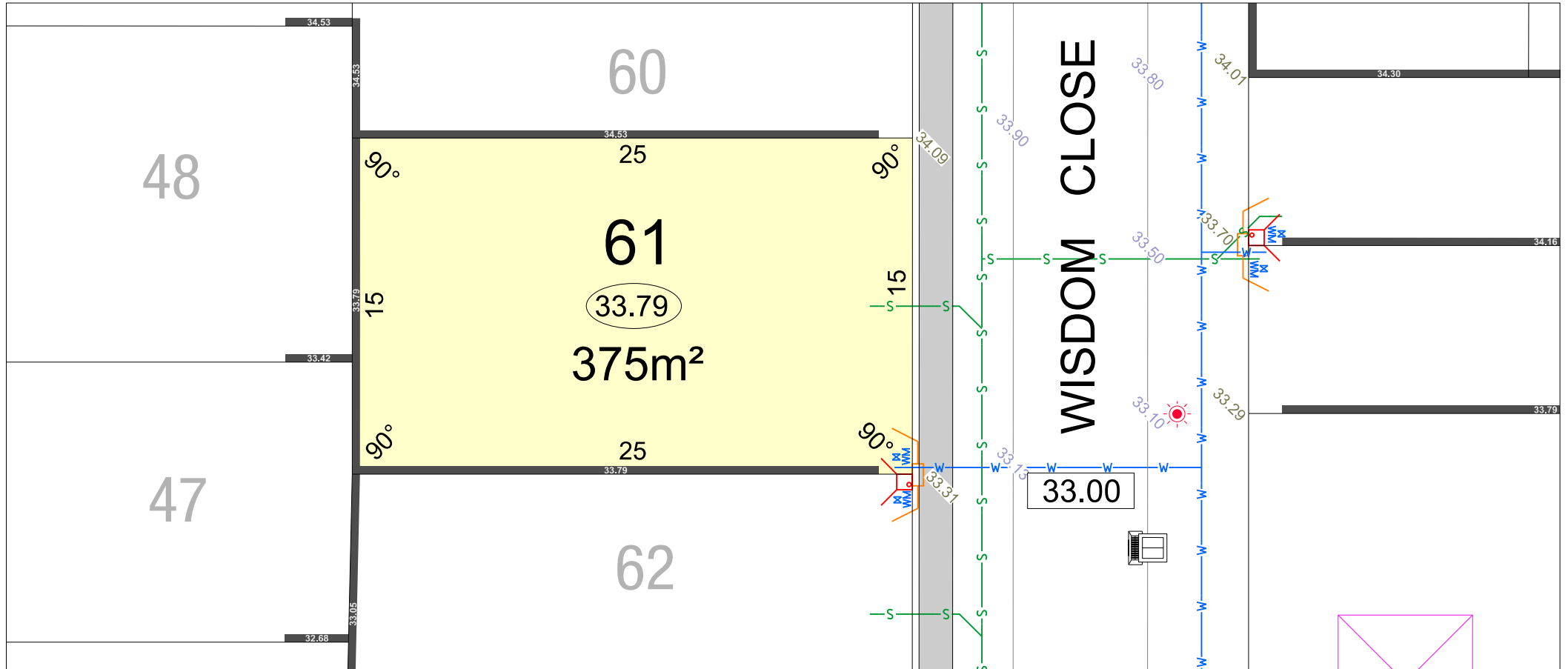


SCALE 1:250

Depicted Information subject to approvals and survey.

All dimensions and areas are subject to survey. The particulars on this brochure are supplied for Information only and shall not be taken as a representation in any respect on the part of the Vendor or its agent. Authorities should be consulted when services are contained within lot boundaries as building restrictions may apply. All retaining walls and associated easements are shown exaggerated for clarity.

parcel.



LEGEND			
	WATER		WATER VALVE
	WATER METER		GARAGE LOCATION
	WATER HYDRANT		ROAD LEVEL
	DRAINAGE		RETAINING WALL & HEIGHT
	NON-STRUCTURAL WALL		POWER DOME MINI PILLAR
	POWER DOME UNIVERSAL PILLAR		STREETLIGHTS
	NBN CONNECTION		SEWER/ MANHOLE
	ACCESS RESTRICTION		PAD MOUNT SITE
	TOP OF KERB HEIGHT		SPOT LEVEL
	PAD LEVEL		ACOUSTIC ATTENUATION PACKAGE REQUIREMENT (FOR SINGLE STOREY CONSTRUCTION)
			PACKAGE A
			PACKAGE B
			PACKAGE C

STAGE 1

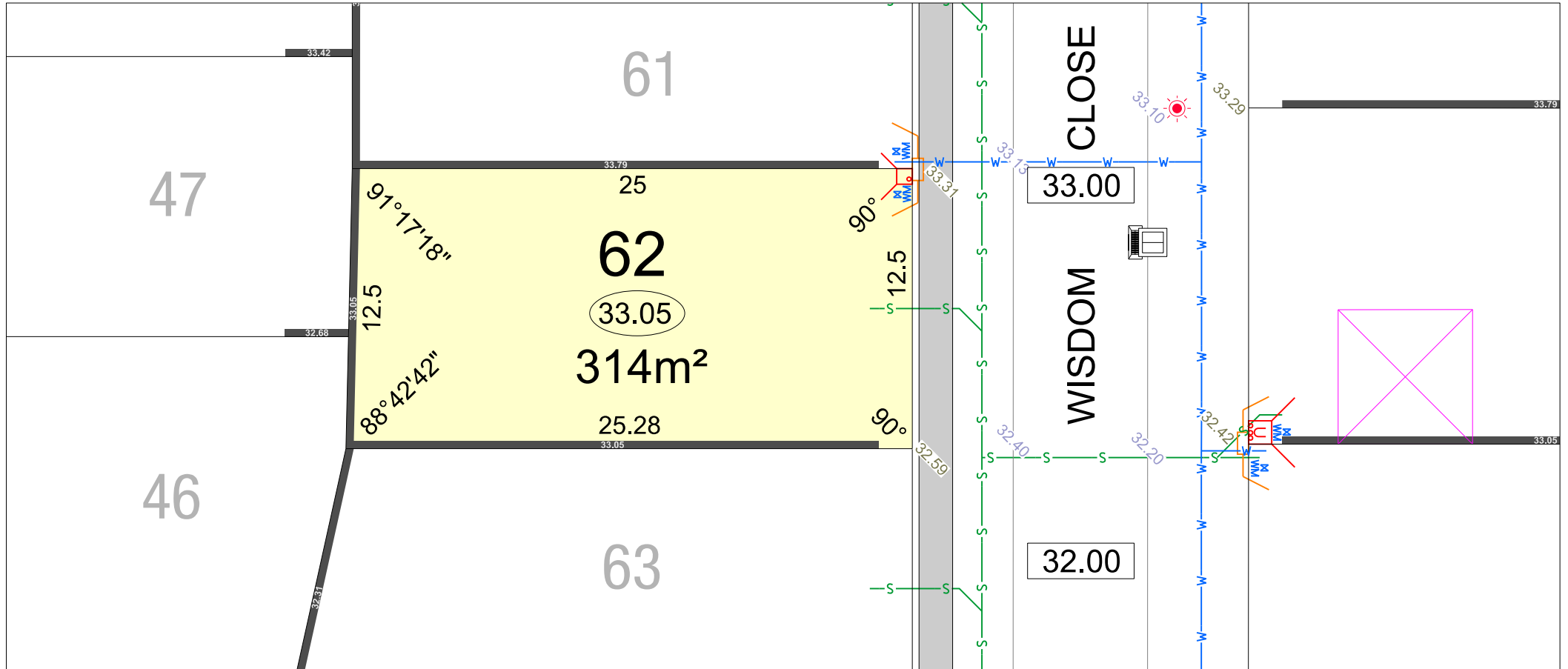


SCALE 1:250

Depicted Information subject to approvals and survey.

All dimensions and areas are subject to survey. The particulars on this brochure are supplied for Information only and shall not be taken as a representation in any respect on the part of the Vendor or its agent. Authorities should be consulted when services are contained within lot boundaries as building restrictions may apply. All retaining walls and associated easements are shown exaggerated for clarity.

parcel.



LEGEND			
	WATER		WATER VALVE
	WATER METER		GARAGE LOCATION
	WATER HYDRANT		ROAD LEVEL
			DRAINAGE
			RETAINING WALL & HEIGHT
			NON-STRUCTURAL WALL
			POWER DOME MINI PILLAR
			POWER DOME UNIVERSAL PILLAR
			STREETLIGHTS
			NBN CONNECTION
			SEWER/ MANHOLE
			ACCESS RESTRICTION
			PADMOUNT SITE
			TOP OF KERB HEIGHT
			SPOT LEVEL
			PAD LEVEL
			ACOUSTIC ATTENUATION PACKAGE REQUIREMENT (FOR SINGLE STOREY CONSTRUCTION)
			PACKAGE A
			PACKAGE B
			PACKAGE C

STAGE 1

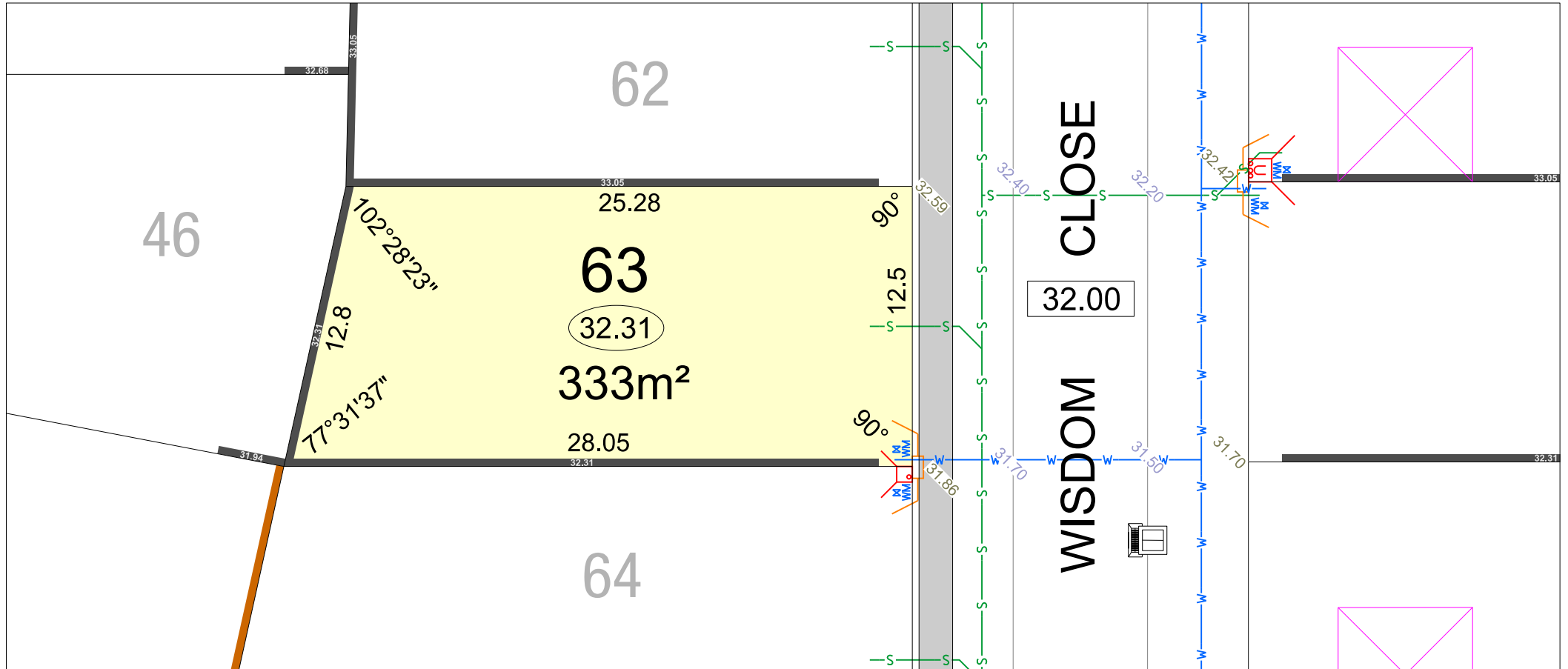


SCALE 1:250

Depicted Information subject to approvals and survey.

All dimensions and areas are subject to survey. The particulars on this brochure are supplied for Information only and shall not be taken as a representation in any respect on the part of the Vendor or its agent. Authorities should be consulted when services are contained within lot boundaries as building restrictions may apply. All retaining walls and associated easements are shown exaggerated for clarity.

parcel.



LEGEND			
	WATER		WATER VALVE
	WATER METER		GARAGE LOCATION
	WATER HYDRANT		ROAD LEVEL
	DRAINAGE		RETAINING WALL & HEIGHT
	POWER DOME MINI PILLAR		NON-STRUCTURAL WALL
	POWER DOME UNIVERSAL PILLAR		STREETLIGHTS
	NBN CONNECTION		SEWER/ MANHOLE
	ACCESS RESTRICTION		PADMOUNT SITE
	TOP OF KERB HEIGHT		SPOT LEVEL
	PAD LEVEL		ACOUSTIC ATTENUATION PACKAGE REQUIREMENT (FOR SINGLE STOREY CONSTRUCTION)
			PACKAGE A
			PACKAGE B
			PACKAGE C

STAGE 1

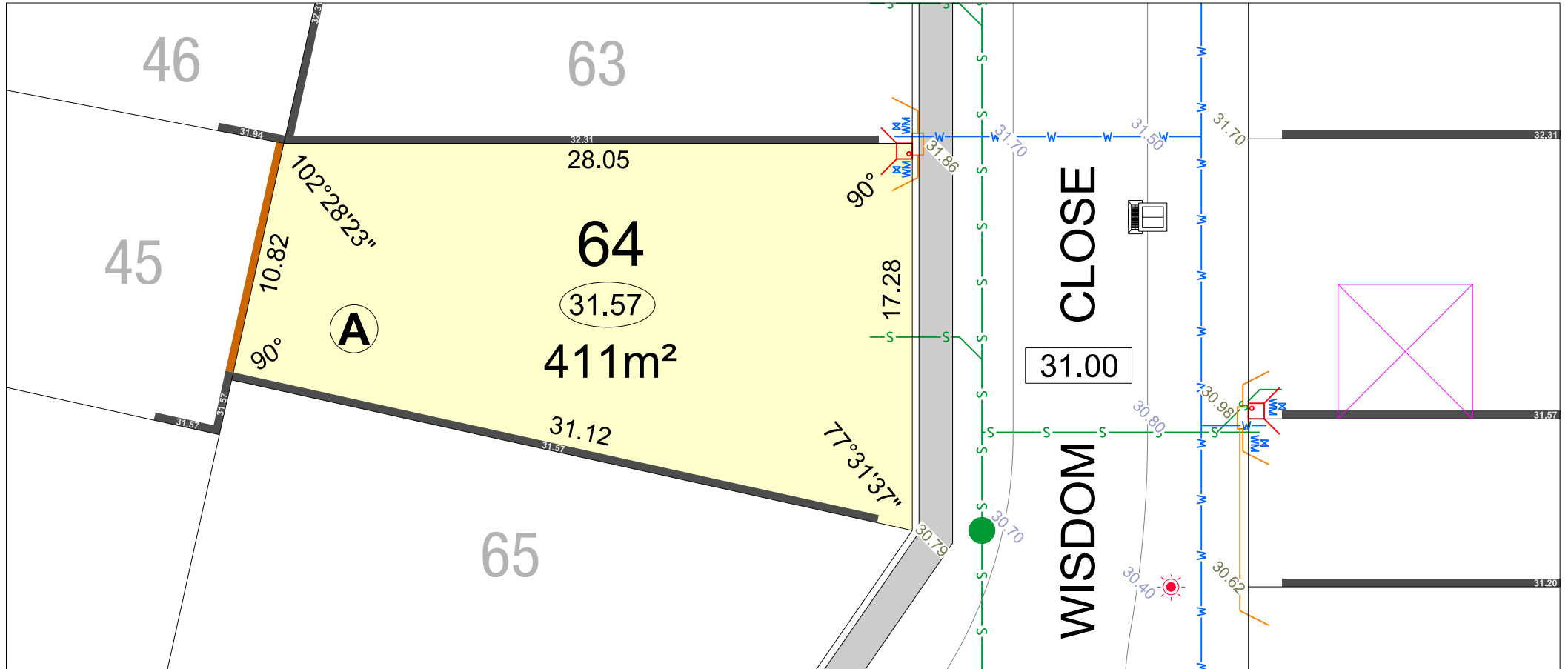


SCALE 1:250

Depicted Information subject to approvals and survey.

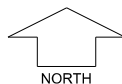
All dimensions and areas are subject to survey. The particulars on this brochure are supplied for Information only and shall not be taken as a representation in any respect on the part of the Vendor or its agent. Authorities should be consulted when services are contained within lot boundaries as building restrictions may apply. All retaining walls and associated easements are shown exaggerated for clarity.

parcel.



LEGEND			
	WATER		WATER VALVE
	WATER METER		GARAGE LOCATION
	WATER HYDRANT		ROAD LEVEL
	RETAINING WALL & HEIGHT		NON-STRUCTURAL WALL
	POWER DOME MINI PILLAR		POWER DOME UNIVERSAL PILLAR
	STREETLIGHTS		NBN CONNECTION
	SEWER/ MANHOLE		ACCESS RESTRICTION
	PADMOUNT SITE		TOP OF KERB HEIGHT
			SPOT LEVEL
			PAD LEVEL
			ACOUSTIC ATTENUATION PACKAGE REQUIREMENT (FOR SINGLE STOREY CONSTRUCTION)
			PACKAGE A
			PACKAGE B
			PACKAGE C

STAGE 1

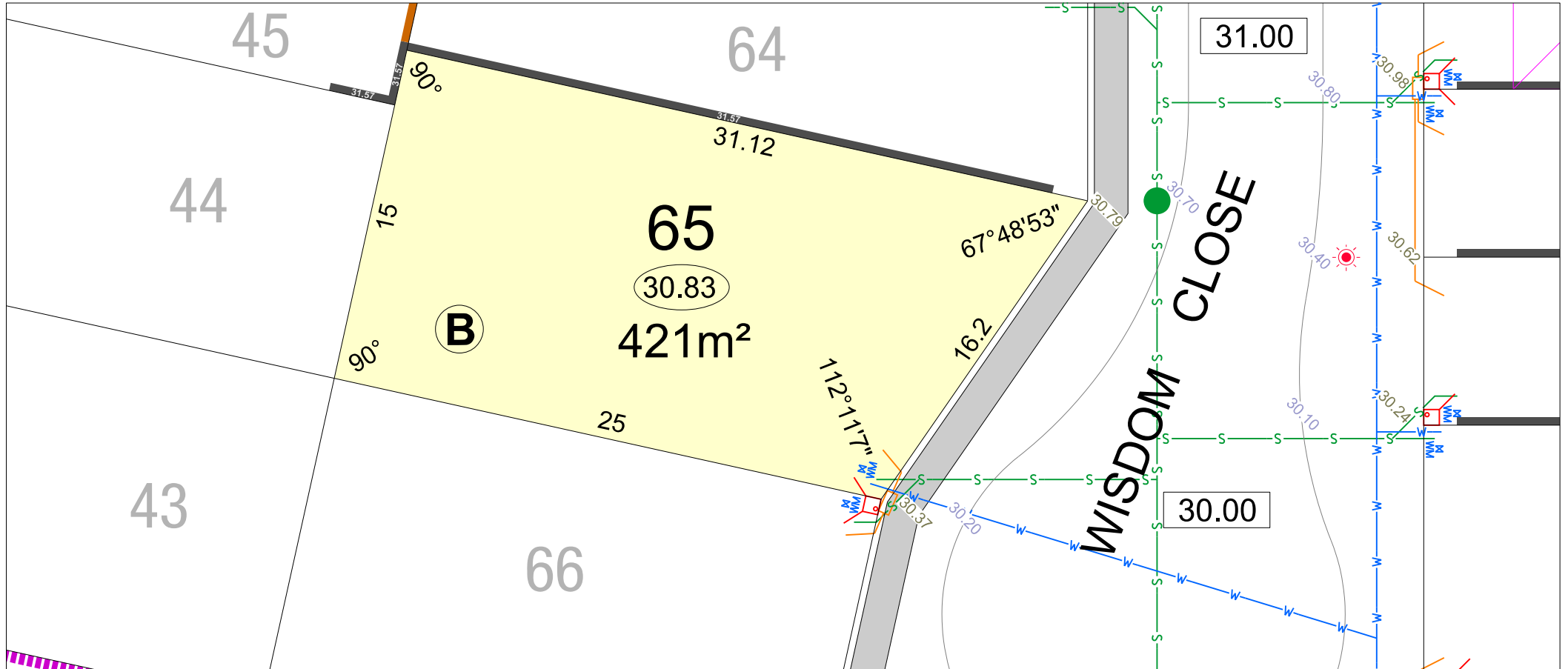


SCALE 1:250

Depicted Information subject to approvals and survey.

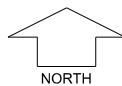
All dimensions and areas are subject to survey. The particulars on this brochure are supplied for information only and shall not be taken as a representation in any respect on the part of the Vendor or its agent. Authorities should be consulted when services are contained within lot boundaries as building restrictions may apply. All retaining walls and associated easements are shown exaggerated for clarity.

parcel.



LEGEND			
	WATER		WATER VALVE
	WATER METER		GARAGE LOCATION
	WATER HYDRANT		ROAD LEVEL
	DRAINAGE		RETAINING WALL & HEIGHT
	POWER DOME MINI PILLAR		NON-STRUCTURAL WALL
	POWER DOME UNIVERSAL PILLAR		ACCESS RESTRICTION
	STREETLIGHTS		NBN CONNECTION
	SEWER/ MANHOLE		PADMOUNT SITE
	TOP OF KERB HEIGHT		SPOT LEVEL
	PAD LEVEL		ACOUSTIC ATTENUATION PACKAGE REQUIREMENT (FOR SINGLE STOREY CONSTRUCTION)
			PACKAGE A
			PACKAGE B
			PACKAGE C

STAGE 1

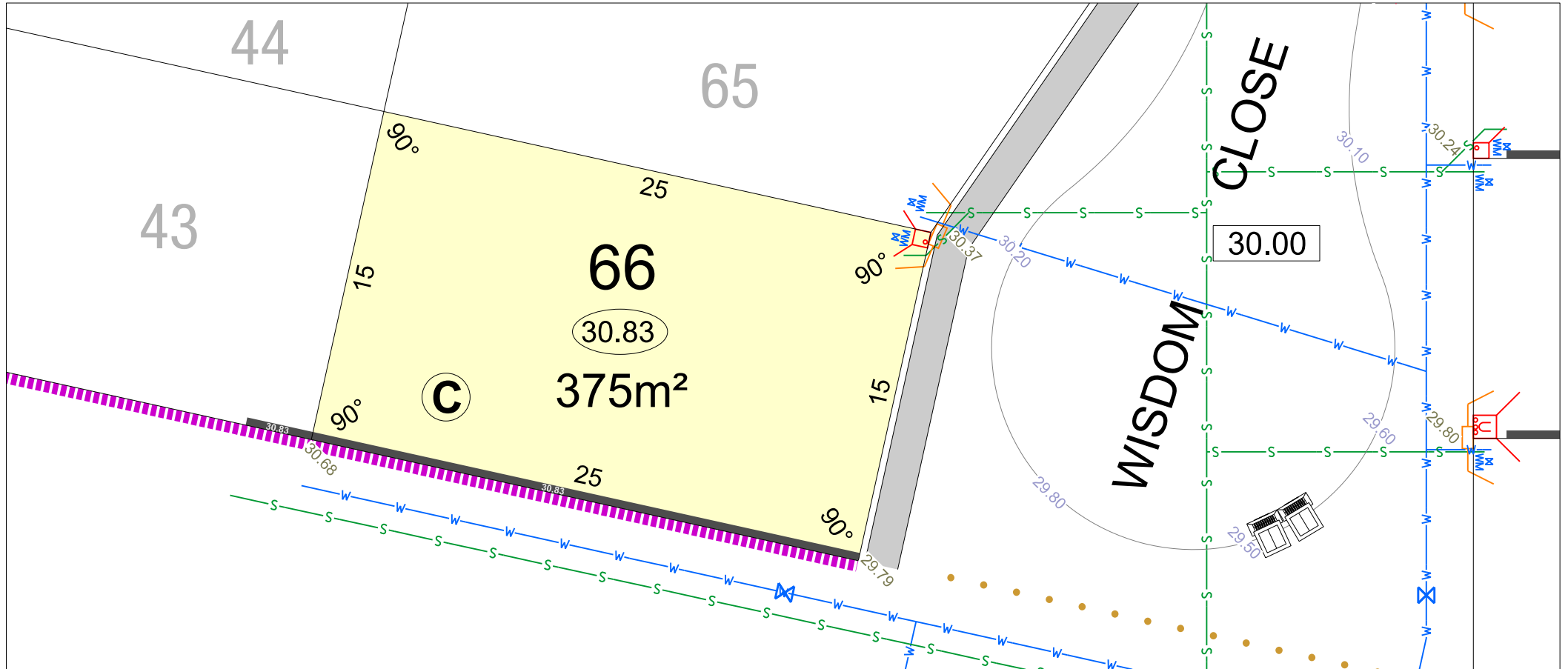


SCALE 1:250

Depicted Information subject to approvals and survey.

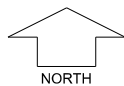
All dimensions and areas are subject to survey. The particulars on this brochure are supplied for Information only and shall not be taken as a representation in any respect on the part of the Vendor or its agent. Authorities should be consulted when services are contained within lot boundaries as building restrictions may apply. All retaining walls and associated easements are shown exaggerated for clarity.

parcel.



LEGEND			
	WATER		WATER VALVE
	WATER METER		GARAGE LOCATION
	WATER HYDRANT		ROAD LEVEL
	DRAINAGE		RETAINING WALL & HEIGHT
	POWER DOME MINI PILLAR		NON-STRUCTURAL WALL
	POWER DOME UNIVERSAL PILLAR		STREETLIGHTS
	NBN CONNECTION		SEWER/ MANHOLE
	ACCESS RESTRICTION		PADMOUNT SITE
	TOP OF KERB HEIGHT		SPOT LEVEL
	PAD LEVEL		ACOUSTIC ATTENUATION PACKAGE REQUIREMENT (FOR SINGLE STOREY CONSTRUCTION)
			Ⓐ PACKAGE A
			Ⓑ PACKAGE B
			Ⓒ PACKAGE C

STAGE 1



SCALE 1:250

Depicted Information subject to approvals and survey.

All dimensions and areas are subject to survey. The particulars on this brochure are supplied for Information only and shall not be taken as a representation in any respect on the part of the Vendor or its agent. Authorities should be consulted when services are contained within lot boundaries as building restrictions may apply. All retaining walls and associated easements are shown exaggerated for clarity.

parcel.

77

79

82

81

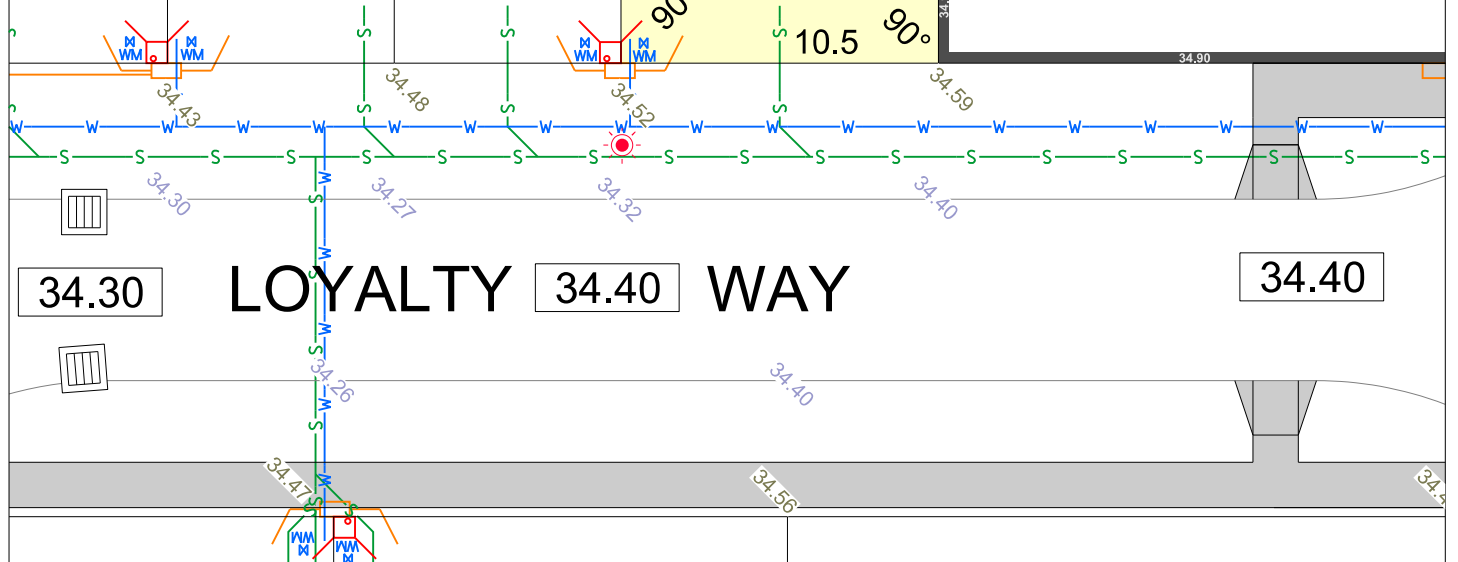
80

90° 10.5 90°

25 (34.90) 25

263m²

90° 10.5 90°



LEGEND

	WATER		DRAINAGE		POWER DOME MINI PILLAR		RETAINING WALL & HEIGHT		TOP OF KERB HEIGHT
	WATER METER		ACOUSTIC ATTENUATION PACKAGE REQUIREMENT (FOR SINGLE STOREY CONSTRUCTION)		POWER DOME UNIVERSAL PILLAR		NON-STRUCTURAL WALL		SPOT LEVEL
	WATER HYDRANT		PACKAGE A		STREETLIGHTS		NBN CONNECTION		PAD LEVEL
	WATER VALVE		PACKAGE B		PADMOUNT SITE		ACCESS RESTRICTION		ROAD LEVEL
	SEWER/ MANHOLE		PACKAGE C						GARAGE LOCATION

STAGE 1



SCALE 1:250

Depicted information subject to approvals and survey.
All dimensions and areas are subject to survey. The particulars on this brochure are supplied for information only and shall not be taken as a representation in any respect on the part of the Vendor or its agent. Authorities should be consulted when services are contained within lot boundaries as building restrictions may apply. All retaining walls and associated easements are shown exaggerated for clarity.

MNG Ref: 101636lip-012d Date: 16/08/2024

parcel.

76

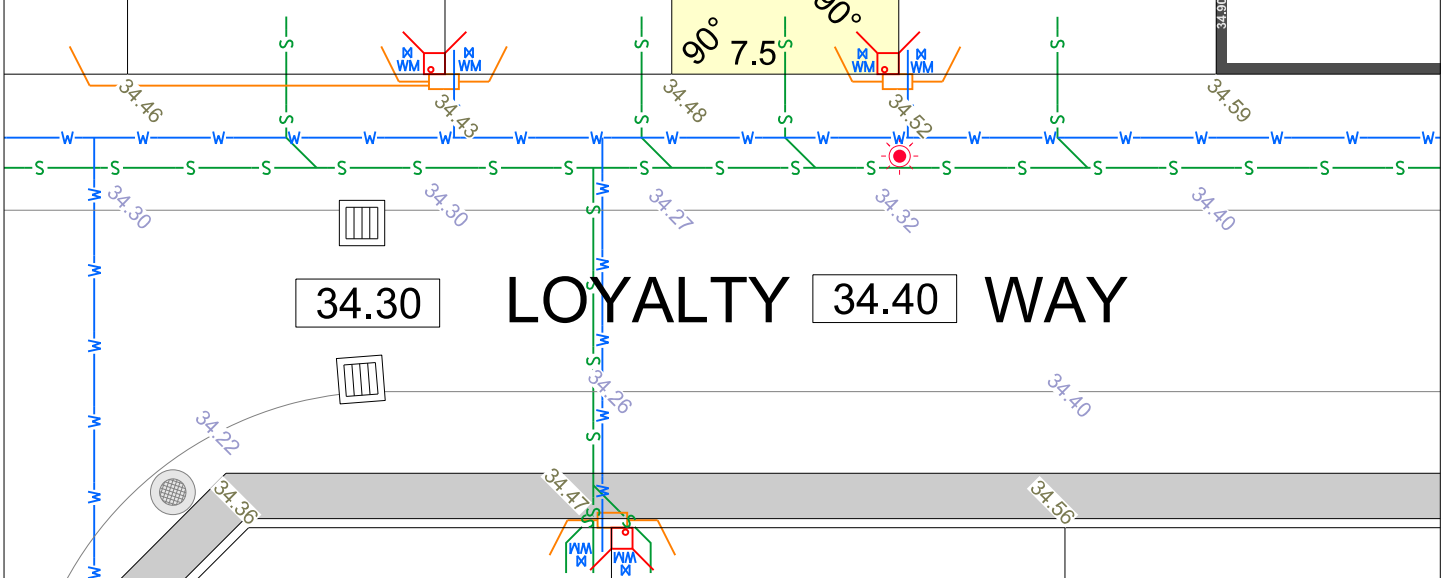
77

82

83

81

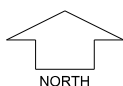
188m²



LEGEND

	WATER		DRAINAGE		POWER DOME MINI PILLAR		RETAINING WALL & HEIGHT		TOP OF KERB HEIGHT
	WATER METER		ACOUSTIC ATTENUATION PACKAGE REQUIREMENT (FOR SINGLE STOREY CONSTRUCTION)		POWER DOME UNIVERSAL PILLAR		NON-STRUCTURAL WALL		SPOT LEVEL
	WATER HYDRANT		PACKAGE A		STREETLIGHTS		NBN CONNECTION		PAD LEVEL
	WATER VALVE		PACKAGE B		PADMOUNT SITE		ACCESS RESTRICTION		ROAD LEVEL
	SEWER/ MANHOLE		PACKAGE C				GARAGE LOCATION		

STAGE 1



SCALE 1:250

Depicted information subject to approvals and survey.
All dimensions and areas are subject to survey. The particulars on this brochure are supplied for information only and shall not be taken as a representation in any respect on the part of the Vendor or its agent. Authorities should be consulted when services are contained within lot boundaries as building restrictions may apply. All retaining walls and associated easements are shown exaggerated for clarity.

MNG.Ref: 101636lp-012d Date: 16/08/2024

parcel.

75

76

83

84

82

188m²

90° 7.5 90°

90° 7.5 90°

LOYALTY WAY






34.40

34.30

34.40




WAY

LEGEND

-  WATER
-  WATER METER
-  WATER HYDRANT
-  WATER VALVE
-  SEWER/ MANHOLE

 DRAINAGE

ACOUSTIC ATTENUATION
PACKAGE REQUIREMENT
(FOR SINGLE STOREY CONSTRUCTION)

-  PACKAGE A
-  PACKAGE B
-  PACKAGE C

 POWER DOME
MINI PILLAR

 POWER DOME
UNIVERSAL PILLAR

 STREETLIGHTS


 PADMOUNT SITE

 RETAINING WALL
& HEIGHT

 NON-STRUCTURAL
WALL

 NBN
CONNECTION

 ACCESS
RESTRICTION

 TOP OF
KERB HEIGHT

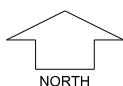
 SPOT LEVEL

 PAD LEVEL

 ROAD LEVEL

 GARAGE
LOCATION

STAGE 1



SCALE 1:250

Depicted information subject to approvals and survey.

All dimensions and areas are subject to survey. The particulars on this brochure are supplied for information only and shall not be taken as a representation in any respect on the part of the Vendor or its agent. Authorities should be consulted when services are contained within lot boundaries as building restrictions may apply. All retaining walls and associated easements are shown exaggerated for clarity.

MNG Ref: 101636lp-012d Date: 16/08/2024

parcel.

75

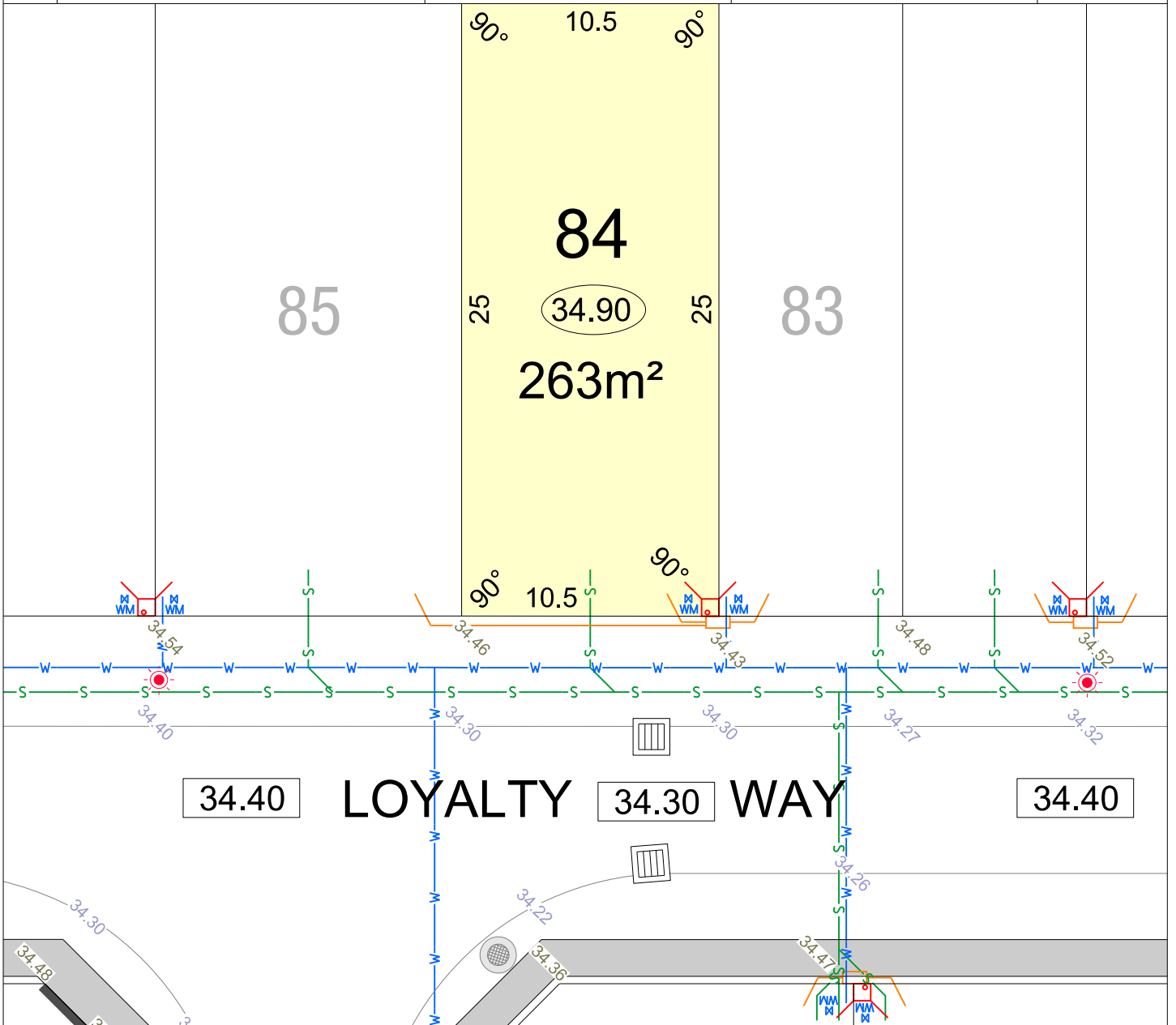
76

85

84

83

263m²



LEGEND

	WATER		DRAINAGE		POWER DOME MINI PILLAR		RETAINING WALL & HEIGHT		TOP OF KERB HEIGHT
	WATER METER		ACoustic ATTENUATION PACKAGE REQUIREMENT (FOR SINGLE STOREY CONSTRUCTION)		POWER DOME UNIVERSAL PILLAR		NON-STRUCTURAL WALL		SPOT LEVEL
	WATER HYDRANT		A PACKAGE A		STREETLIGHTS		NBN CONNECTION		PAD LEVEL
	WATER VALVE		B PACKAGE B		PADMOUNT SITE		ACCESS RESTRICTION		ROAD LEVEL
	SEWER/ MANHOLE		C PACKAGE C						GARAGE LOCATION

STAGE 1



SCALE 1:250

Depicted information subject to approvals and survey.
All dimensions and areas are subject to survey. The particulars on this brochure are supplied for information only and shall not be taken as a representation in any respect on the part of the Vendor or its agent. Authorities should be consulted when services are contained within lot boundaries as building restrictions may apply. All retaining walls and associated easements are shown exaggerated for clarity.

MNG Ref: 101636lip-012d Date: 16/08/2024

parcel.

74

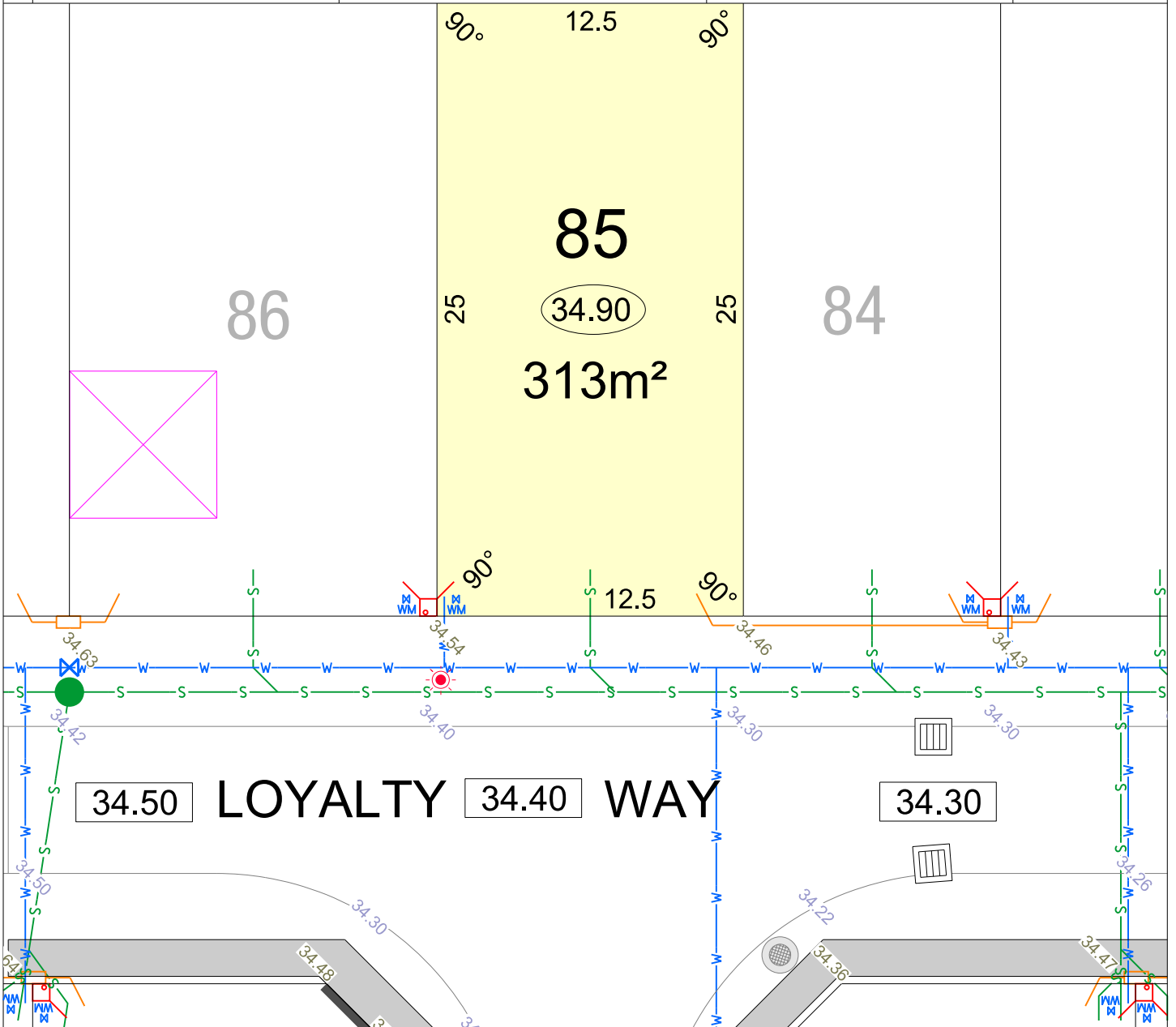
75

86

85

84

313m²



LEGEND

	WATER		DRAINAGE		POWER DOME MINI PILLAR		RETAINING WALL & HEIGHT		TOP OF KERB HEIGHT
	WATER METER		ACOUSTIC ATTENUATION PACKAGE REQUIREMENT (FOR SINGLE STOREY CONSTRUCTION)		POWER DOME UNIVERSAL PILLAR		NON-STRUCTURAL WALL		SPOT LEVEL
	WATER HYDRANT		PACKAGE A		STREETLIGHTS		NBN CONNECTION		PAD LEVEL
	WATER VALVE		PACKAGE B		PADMOUNT SITE		ACCESS RESTRICTION		ROAD LEVEL
	SEWER/ MANHOLE		PACKAGE C						GARAGE LOCATION

STAGE 1



SCALE 1:250

Depicted information subject to approvals and survey.

All dimensions and areas are subject to survey. The particulars on this brochure are supplied for information only and shall not be taken as a representation in any respect on the part of the Vendor or its agent. Authorities should be consulted when services are contained within lot boundaries as building restrictions may apply. All retaining walls and associated easements are shown exaggerated for clarity.

MNG.Ref: 101636lip-012d Date: 16/08/2024

parcel.

73

74

87

86

34.90

375m²

85

90°

15

90°

25

25

90°

15

90°






34.50





LOYALTY





34.40





WAY

LEGEND

-  WATER
-  WATER METER
-  WATER HYDRANT
-  WATER VALVE
-  SEWER/ MANHOLE

-  DRAINAGE
- ACOUSTIC ATTENUATION PACKAGE REQUIREMENT (FOR SINGLE STOREY CONSTRUCTION)**
 -  PACKAGE A
 -  PACKAGE B
 -  PACKAGE C

-  POWER DOME MINI PILLAR
-  POWER DOME UNIVERSAL PILLAR
-  STREETLIGHTS
-  PADMOUNT SITE

-  RETAINING WALL & HEIGHT
-  NON-STRUCTURAL WALL
-  NBN CONNECTION
-  ACCESS RESTRICTION

-  TOP OF KERB HEIGHT
-  SPOT LEVEL
-  PAD LEVEL
-  ROAD LEVEL
-  GARAGE LOCATION

STAGE 1

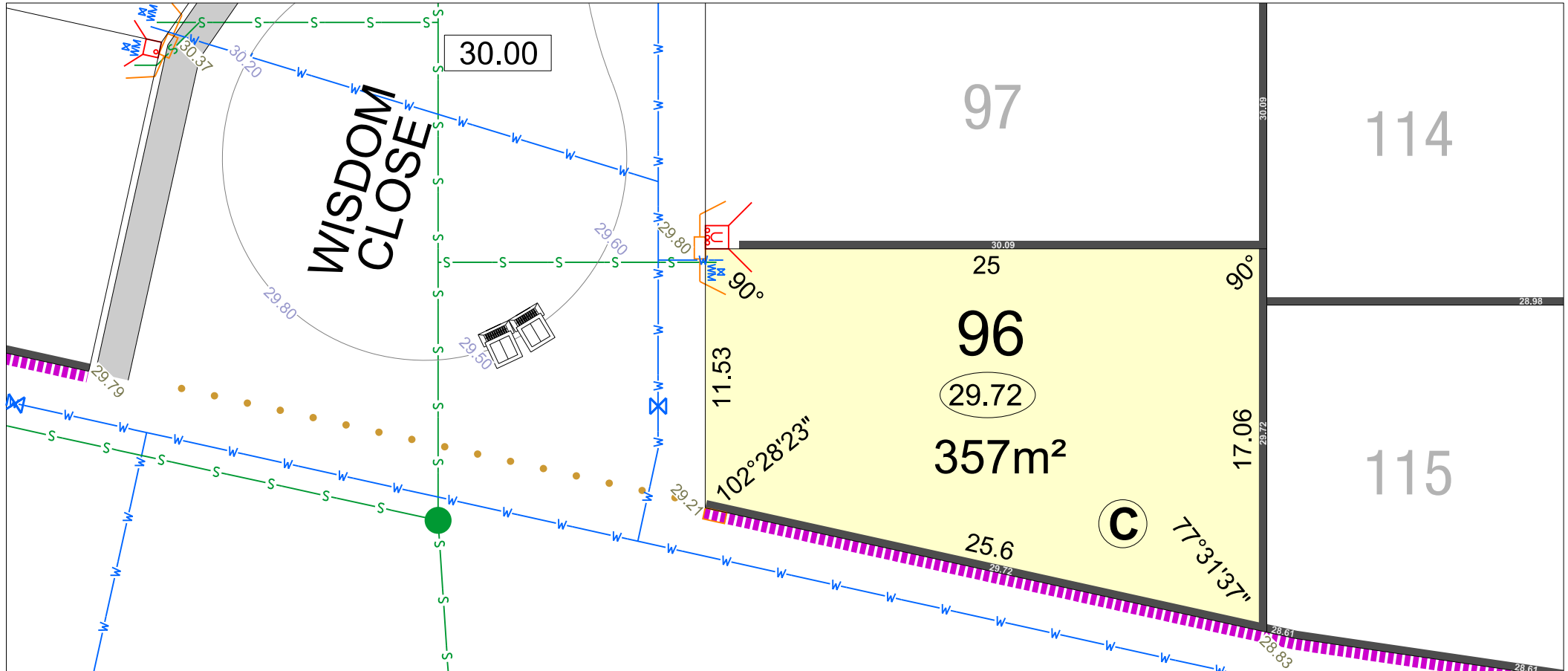


SCALE 1:250

Depicted information subject to approvals and survey.
All dimensions and areas are subject to survey. The particulars on this brochure are supplied for information only and shall not be taken as a representation in any respect on the part of the Vendor or its agent. Authorities should be consulted when services are contained within lot boundaries as building restrictions may apply. All retaining walls and associated easements are shown exaggerated for clarity.

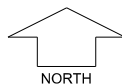
MNG Ref: 101636lip-012d Date: 16/08/2024

parcel.



LEGEND			
	WATER		WATER VALVE
	WATER METER		GARAGE LOCATION
	WATER HYDRANT		ROAD LEVEL
	DRAINAGE		RETAINING WALL & HEIGHT
	POWER DOME MINI PILLAR		NON-STRUCTURAL WALL
	POWER DOME UNIVERSAL PILLAR		NBN CONNECTION
	STREETLIGHTS		SEWER/ MANHOLE
	ACCESS RESTRICTION		TOP OF KERB HEIGHT
	PADMOUNT SITE		SPOT LEVEL
			PAD LEVEL
			ACOUSTIC ATTENUATION PACKAGE REQUIREMENT (FOR SINGLE STOREY CONSTRUCTION)
			Ⓐ PACKAGE A
			Ⓑ PACKAGE B
			Ⓒ PACKAGE C

STAGE 1

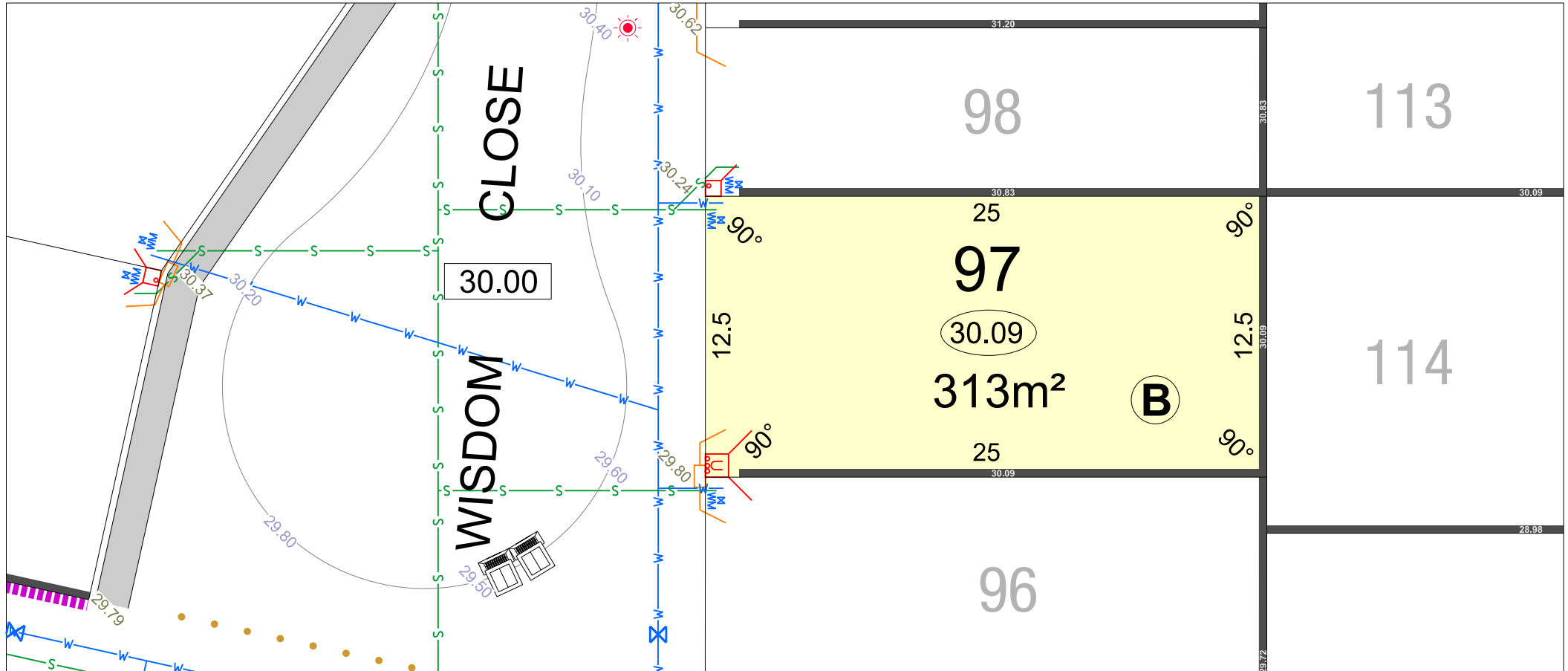


SCALE 1:250

Depicted Information subject to approvals and survey.

All dimensions and areas are subject to survey. The particulars on this brochure are supplied for Information only and shall not be taken as a representation in any respect on the part of the Vendor or its agent. Authorities should be consulted when services are contained within lot boundaries as building restrictions may apply. All retaining walls and associated easements are shown exaggerated for clarity.

parcel.



LEGEND			
	WATER		WATER VALVE
	WATER METER		GARAGE LOCATION
	WATER HYDRANT		ROAD LEVEL
	DRAINAGE		RETAINING WALL & HEIGHT
	POWER DOME MINI PILLAR		NON-STRUCTURAL WALL
	POWER DOME UNIVERSAL PILLAR		NBN CONNECTION
	STREETLIGHTS		SEWER/ MANHOLE
	ACCESS RESTRICTION		PADMOUNT SITE
	TOP OF KERB HEIGHT		ACOUSTIC ATTENUATION PACKAGE REQUIREMENT (FOR SINGLE STOREY CONSTRUCTION)
	SPOT LEVEL		PACKAGE A
	PAD LEVEL		PACKAGE B
			PACKAGE C

STAGE 1

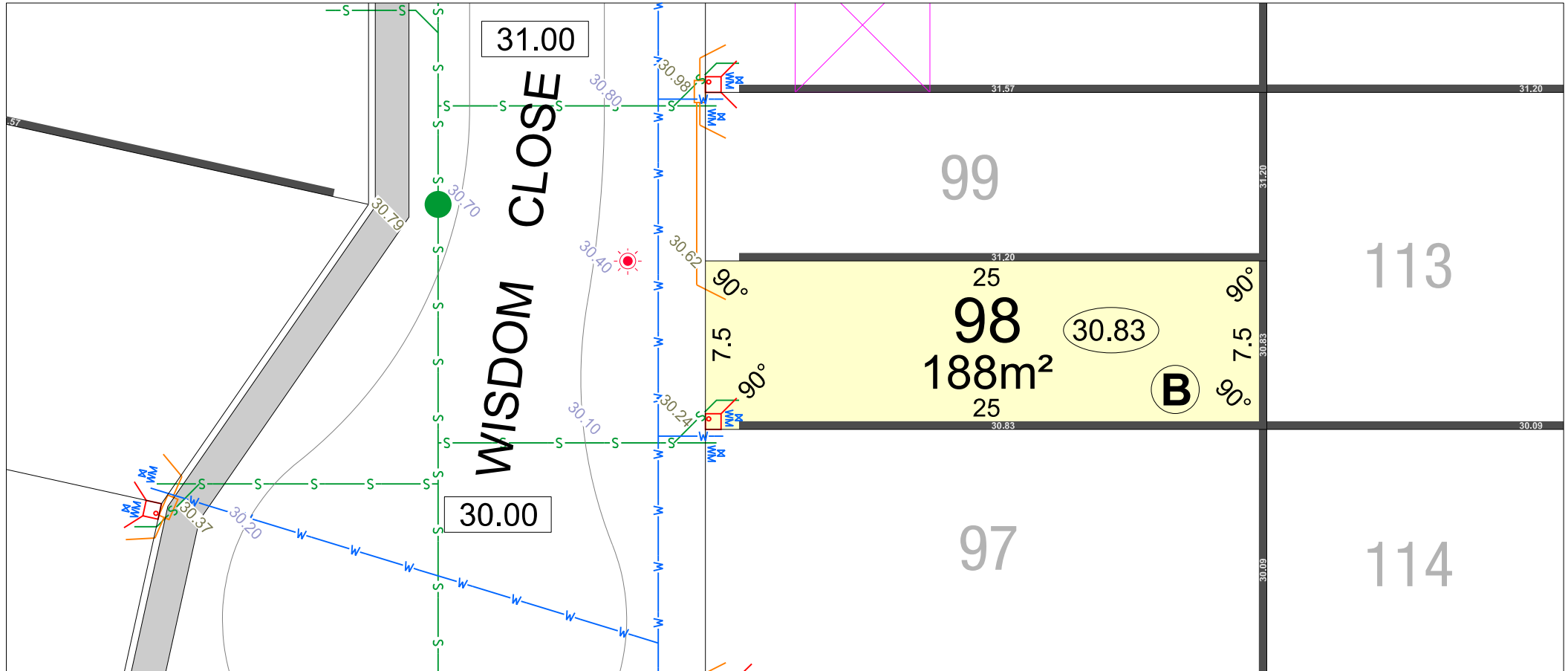


SCALE 1:250

Depicted Information subject to approvals and survey.

All dimensions and areas are subject to survey. The particulars on this brochure are supplied for Information only and shall not be taken as a representation in any respect on the part of the Vendor or its agent. Authorities should be consulted when services are contained within lot boundaries as building restrictions may apply. All retaining walls and associated easements are shown exaggerated for clarity.

parcel.



LEGEND			
WATER	WATER VALVE	DRAINAGE	POWER DOME MINI PILLAR
WATER METER	GARAGE LOCATION	RETAINING WALL & HEIGHT	POWER DOME UNIVERSAL PILLAR
WATER HYDRANT	ROAD LEVEL	NON-STRUCTURAL WALL	STREETLIGHTS
			NBN CONNECTION
			SEWER/ MANHOLE
			ACCESS RESTRICTION
			PADMOUNT SITE
			TOP OF KERB HEIGHT
			SPOT LEVEL
			PAD LEVEL
			ACOUSTIC ATTENUATION PACKAGE REQUIREMENT (FOR SINGLE STOREY CONSTRUCTION)
			PACKAGE A
			PACKAGE B
			PACKAGE C

STAGE 1

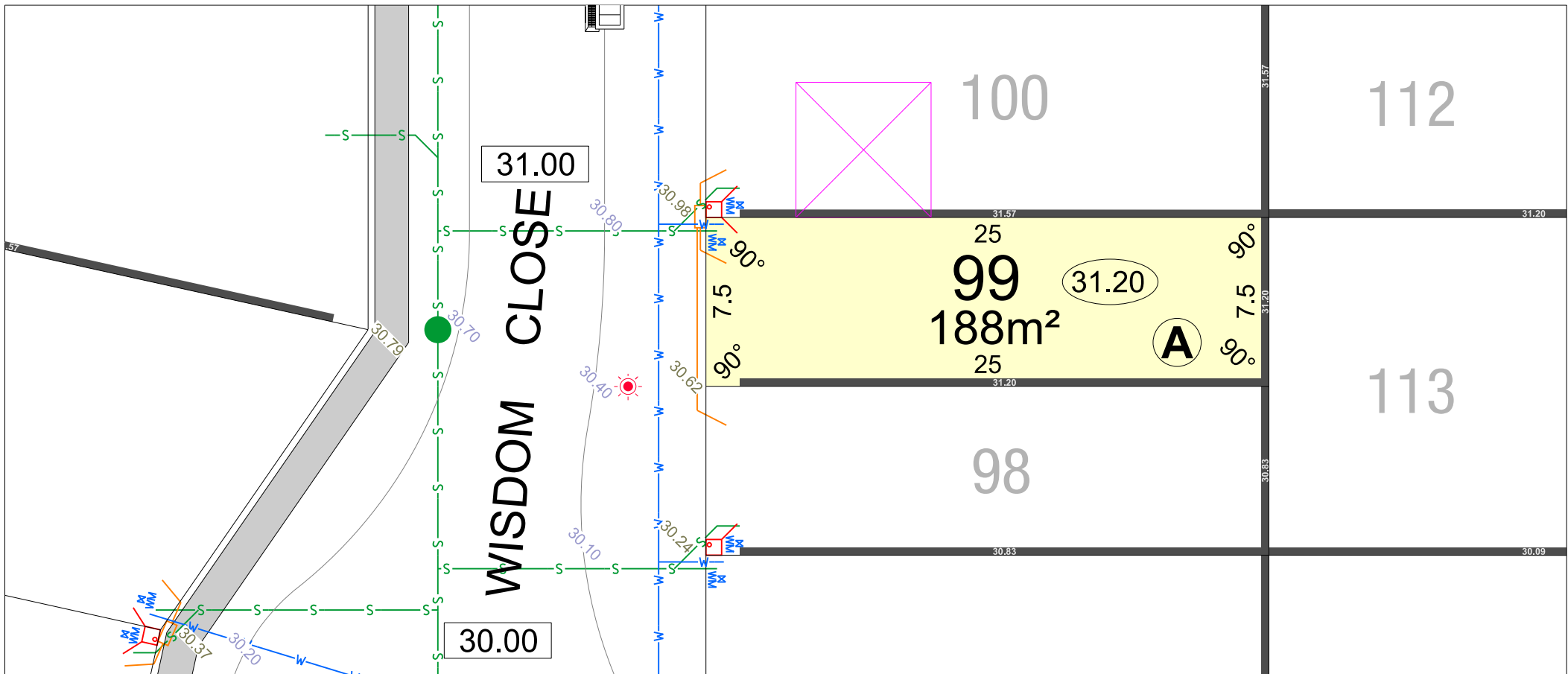
























SCALE 1:250

Depicted Information subject to approvals and survey.

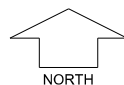
All dimensions and areas are subject to survey. The particulars on this brochure are supplied for Information only and shall not be taken as a representation in any respect on the part of the Vendor or its agent. Authorities should be consulted when services are contained within lot boundaries as building restrictions may apply. All retaining walls and associated easements are shown exaggerated for clarity.

parcel.



LEGEND														
	WATER		WATER VALVE		DRAINAGE		POWER DOME MINI PILLAR		NBN CONNECTION		24.99	TOP OF KERB HEIGHT	ACOUSTIC ATTENUATION PACKAGE REQUIREMENT (FOR SINGLE STOREY CONSTRUCTION)	
	WATER METER		GARAGE LOCATION		26.54		POWER DOME UNIVERSAL PILLAR		SEWER/ MANHOLE		26.16	SPOT LEVEL		PACKAGE A
	WATER HYDRANT		25.40	ROAD LEVEL			STREETLIGHTS		ACCESS RESTRICTION			PAD LEVEL		PACKAGE B
														PACKAGE C

STAGE 1

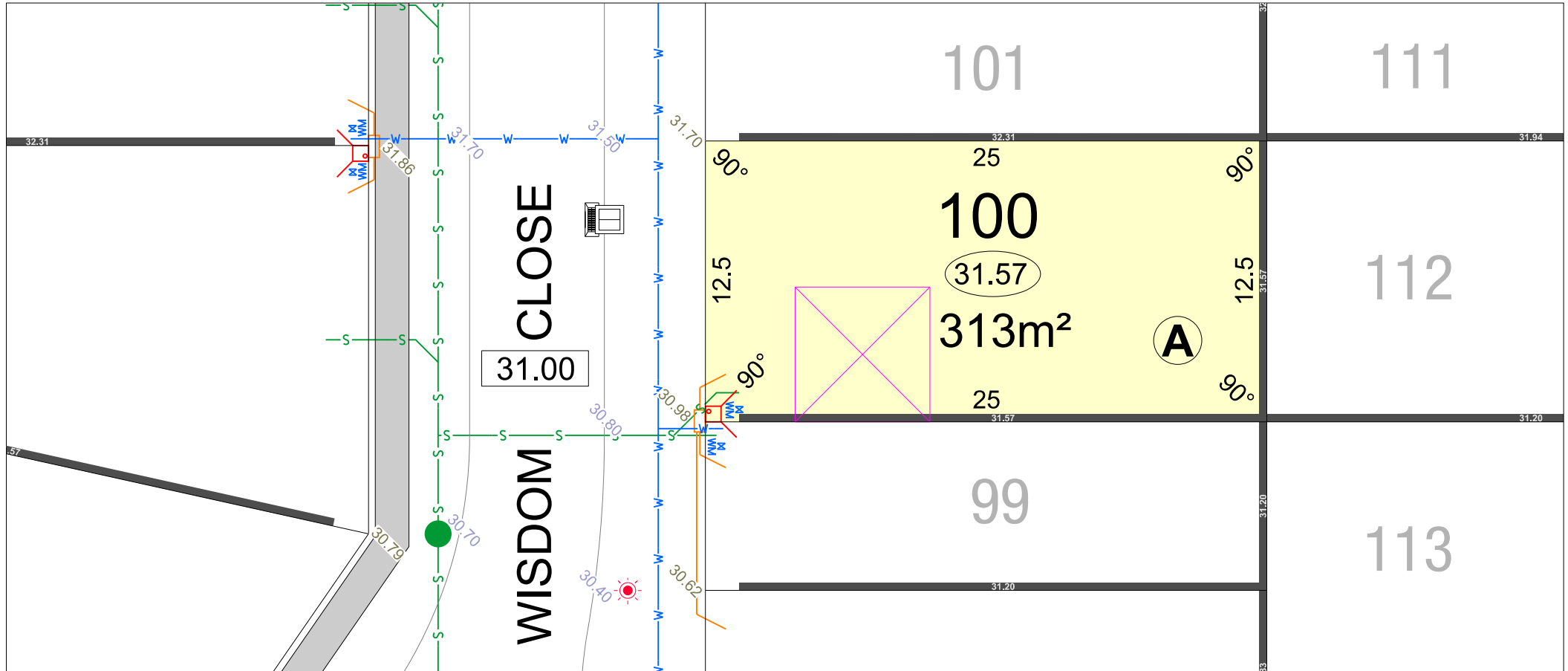


SCALE 1:250

Depicted Information subject to approvals and survey.

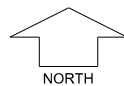
All dimensions and areas are subject to survey. The particulars on this brochure are supplied for Information only and shall not be taken as a representation in any respect on the part of the Vendor or its agent. Authorities should be consulted when services are contained within lot boundaries as building restrictions may apply. All retaining walls and associated easements are shown exaggerated for clarity.

parcel.



LEGEND			
	WATER		WATER METER
	WATER HYDRANT		GARAGE LOCATION
	SEWER/ MANHOLE		ROAD LEVEL
	RETAINING WALL & HEIGHT		NON-STRUCTURAL WALL
	POWER DOME MINI PILLAR		POWER DOME UNIVERSAL PILLAR
	STREETLIGHTS		NBN CONNECTION
	SEWER/ MANHOLE		ACCESS RESTRICTION
	PADMOUNT SITE		TOP OF KERB HEIGHT
	SPOT LEVEL		PAD LEVEL
ACOUSTIC ATTENUATION PACKAGE REQUIREMENT (FOR SINGLE STOREY CONSTRUCTION)			
<div> <div>A</div> PACKAGE A </div> <div> <div>B</div> PACKAGE B </div> <div> <div>C</div> PACKAGE C </div>			

STAGE 1

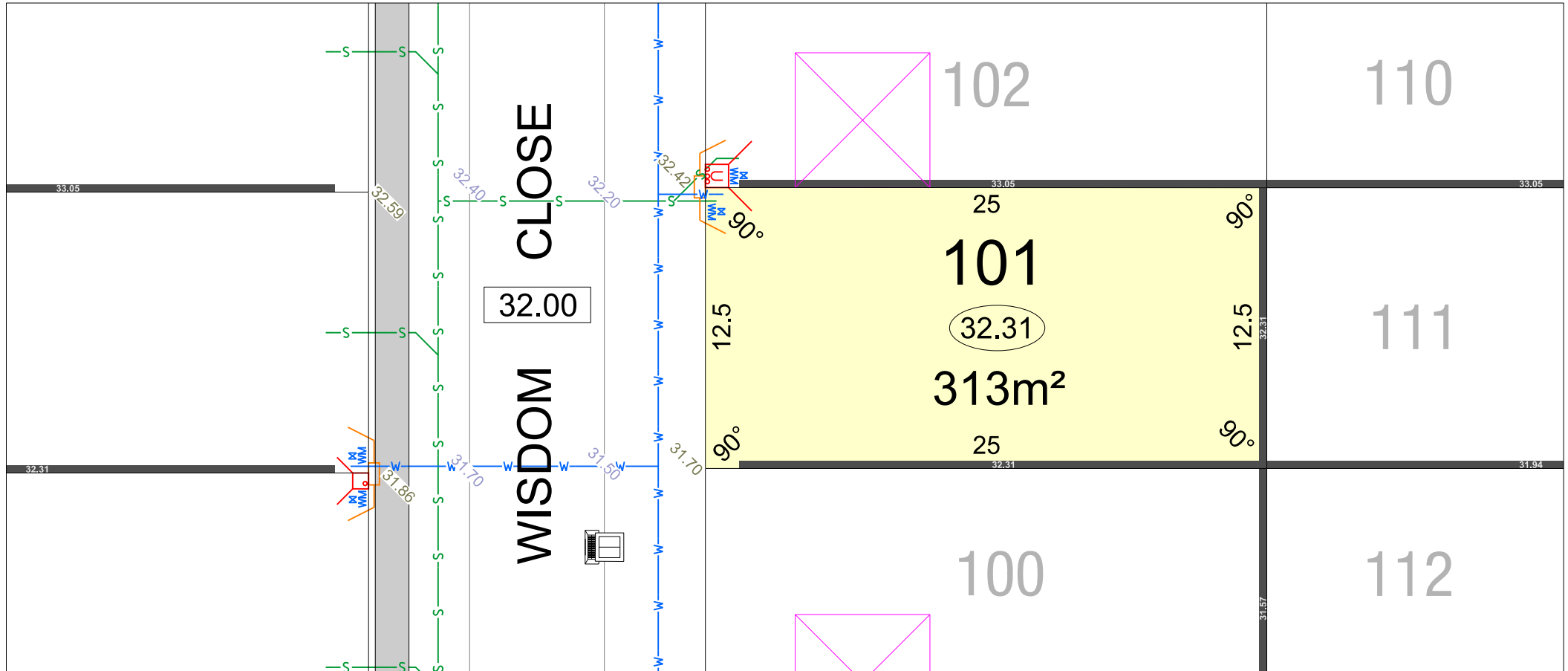


SCALE 1:250

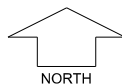
Depicted Information subject to approvals and survey.

All dimensions and areas are subject to survey. The particulars on this brochure are supplied for Information only and shall not be taken as a representation in any respect on the part of the Vendor or its agent. Authorities should be consulted when services are contained within lot boundaries as building restrictions may apply. All retaining walls and associated easements are shown exaggerated for clarity.

parcel.



STAGE 1

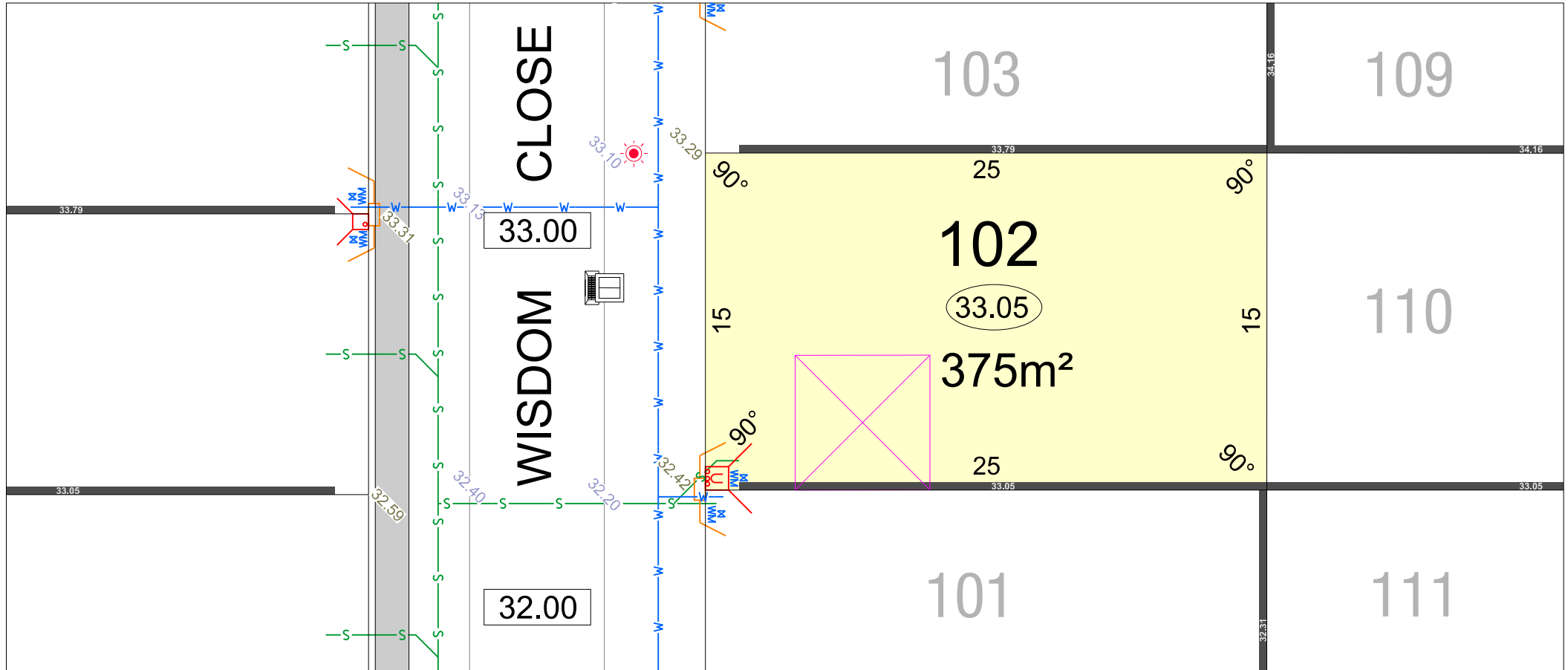


SCALE 1:250

Depicted Information subject to approvals and survey.

All dimensions and areas are subject to survey. The particulars on this brochure are supplied for information only and shall not be taken as a representation in any respect on the part of the Vendor or its agent. Authorities should be consulted when services are contained within lot boundaries as building restrictions may apply. All retaining walls and associated easements are shown exaggerated for clarity.

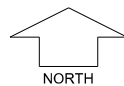
parcel.



LEGEND

WATER	WATER VALVE	DRAINAGE	POWER DOME MINI PILLAR	NBN CONNECTION	TOP OF KERB HEIGHT	ACOUSTIC ATTENUATION PACKAGE REQUIREMENT (FOR SINGLE STOREY CONSTRUCTION)
WATER METER	GARAGE LOCATION	RETAINING WALL & HEIGHT	POWER DOME UNIVERSAL PILLAR	SEWER/ MANHOLE	SPOT LEVEL	
WATER HYDRANT	ROAD LEVEL	NON-STRUCTURAL WALL	STREETLIGHTS	ACCESS RESTRICTION	PAD LEVEL	

STAGE 1

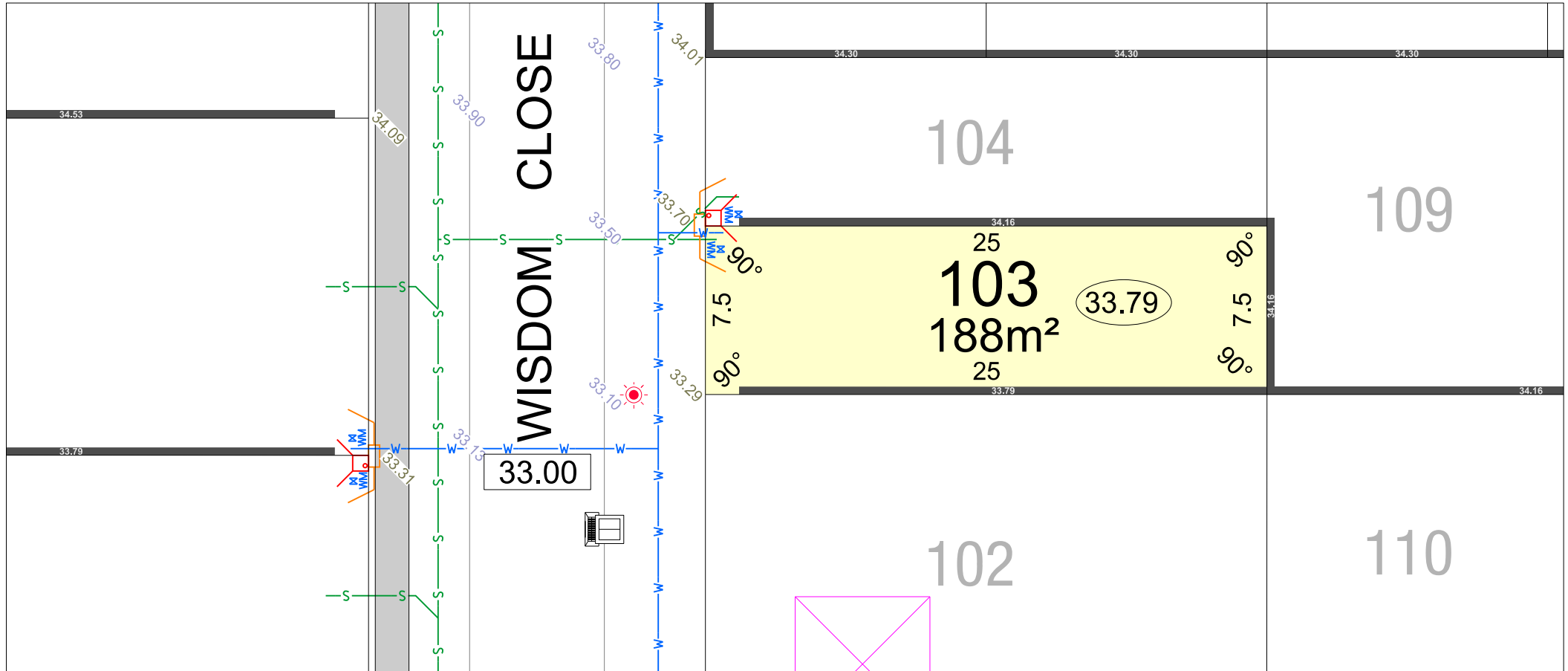


SCALE 1:250

Depicted Information subject to approvals and survey.

All dimensions and areas are subject to survey. The particulars on this brochure are supplied for Information only and shall not be taken as a representation in any respect on the part of the Vendor or its agent. Authorities should be consulted when services are contained within lot boundaries as building restrictions may apply. All retaining walls and associated easements are shown exaggerated for clarity.

parcel.



LEGEND											
	W	WATER		WM	WATER VALVE			DRAINAGE			POWER DOME MINI PILLAR
	WM	WATER METER			GARAGE LOCATION		26.54	RETAINING WALL & HEIGHT			POWER DOME UNIVERSAL PILLAR
	H	WATER HYDRANT		25.40	ROAD LEVEL			NON-STRUCTURAL WALL			STREETLIGHTS
											NBN CONNECTION
										S	SEWER/ MANHOLE
											ACCESS RESTRICTION
											PADMOUNT SITE
										24.99	TOP OF KERB HEIGHT
										26.16	SPOT LEVEL
										26.32	PAD LEVEL
											ACOUSTIC ATTENUATION PACKAGE REQUIREMENT (FOR SINGLE STOREY CONSTRUCTION)
											A PACKAGE A
											B PACKAGE B
											C PACKAGE C

STAGE 1

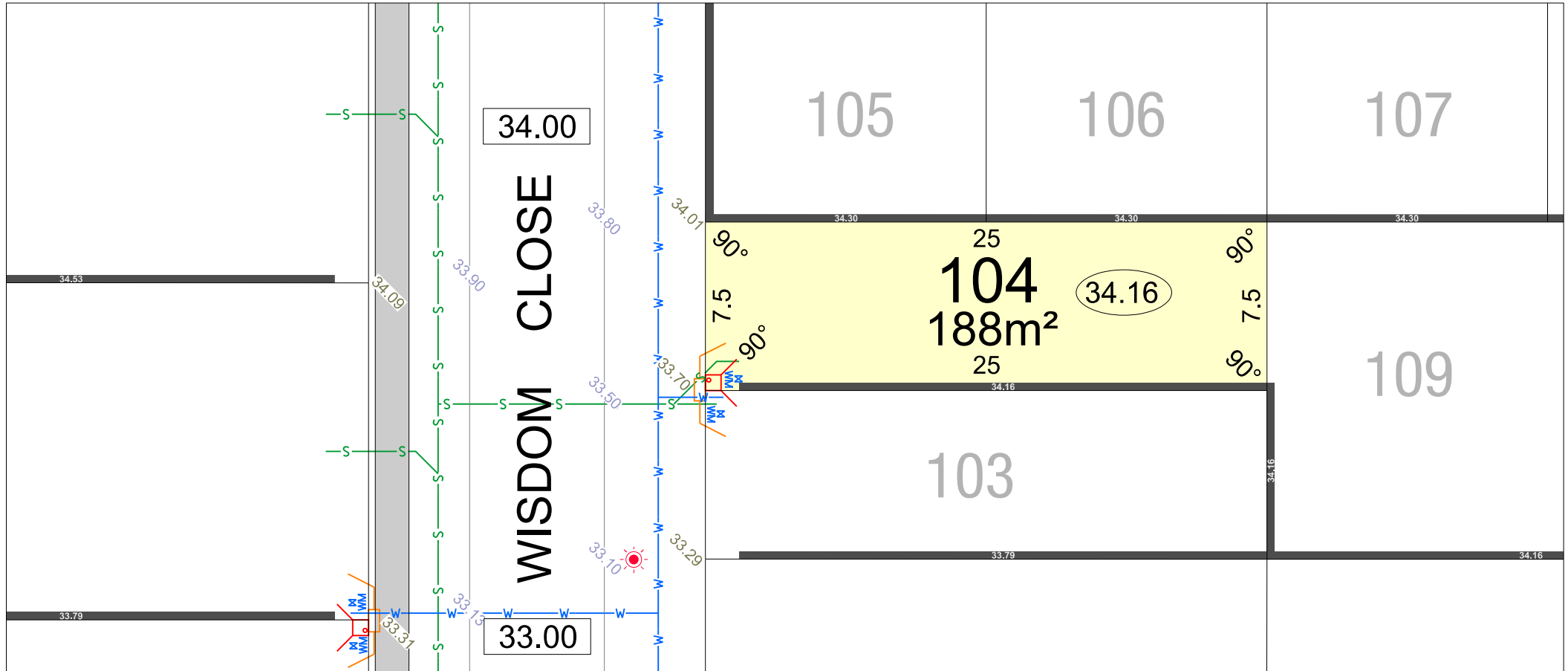


SCALE 1:250

Depicted Information subject to approvals and survey.

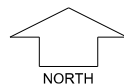
All dimensions and areas are subject to survey. The particulars on this brochure are supplied for Information only and shall not be taken as a representation in any respect on the part of the Vendor or its agent. Authorities should be consulted when services are contained within lot boundaries as building restrictions may apply. All retaining walls and associated easements are shown exaggerated for clarity.

parcel.



LEGEND			
	WATER		WATER VALVE
	WATER METER		GARAGE LOCATION
	WATER HYDRANT		ROAD LEVEL
	DRAINAGE		RETAINING WALL & HEIGHT
	POWER DOME MINI PILLAR		NON-STRUCTURAL WALL
	POWER DOME UNIVERSAL PILLAR		ACCESS RESTRICTION
	STREETLIGHTS		PADMOUNT SITE
	NBN CONNECTION		TOP OF KERB HEIGHT
	SEWER/ MANHOLE		SPOT LEVEL
	ACOUSTIC ATTENUATION PACKAGE REQUIREMENT (FOR SINGLE STOREY CONSTRUCTION)		PAD LEVEL
			PACKAGE A
			PACKAGE B
			PACKAGE C

STAGE 1



SCALE 1:250

Depicted Information subject to approvals and survey.

All dimensions and areas are subject to survey. The particulars on this brochure are supplied for Information only and shall not be taken as a representation in any respect on the part of the Vendor or its agent. Authorities should be consulted when services are contained within lot boundaries as building restrictions may apply. All retaining walls and associated easements are shown exaggerated for clarity.

parcel.

ENCHANTMENT CIRCUIT

33.75

34.10

WISDOM CLOSE

34.00






105

308m²

106




104

LEGEND

-  WATER
-  WATER METER
-  WATER HYDRANT
-  WATER VALVE
-  SEWER/ MANHOLE

DRAINAGE

ACOUSTIC ATTENUATION
PACKAGE REQUIREMENT
(FOR SINGLE STOREY CONSTRUCTION)

-  PACKAGE A
-  PACKAGE B
-  PACKAGE C



POWER DOME
MINI PILLAR



POWER DOME
UNIVERSAL PILLAR



STREETLIGHTS



PADMOUNT SITE

26.54

RETAINING WALL
& HEIGHT

26.16

NON-STRUCTURAL
WALL

25.40

NBN
CONNECTION

25.40

ACCESS
RESTRICTION

26.80 TOP OF
KERB HEIGHT

26.16 SPOT LEVEL

26.32 PAD LEVEL

25.40 ROAD LEVEL

 GARAGE
LOCATION

STAGE 1



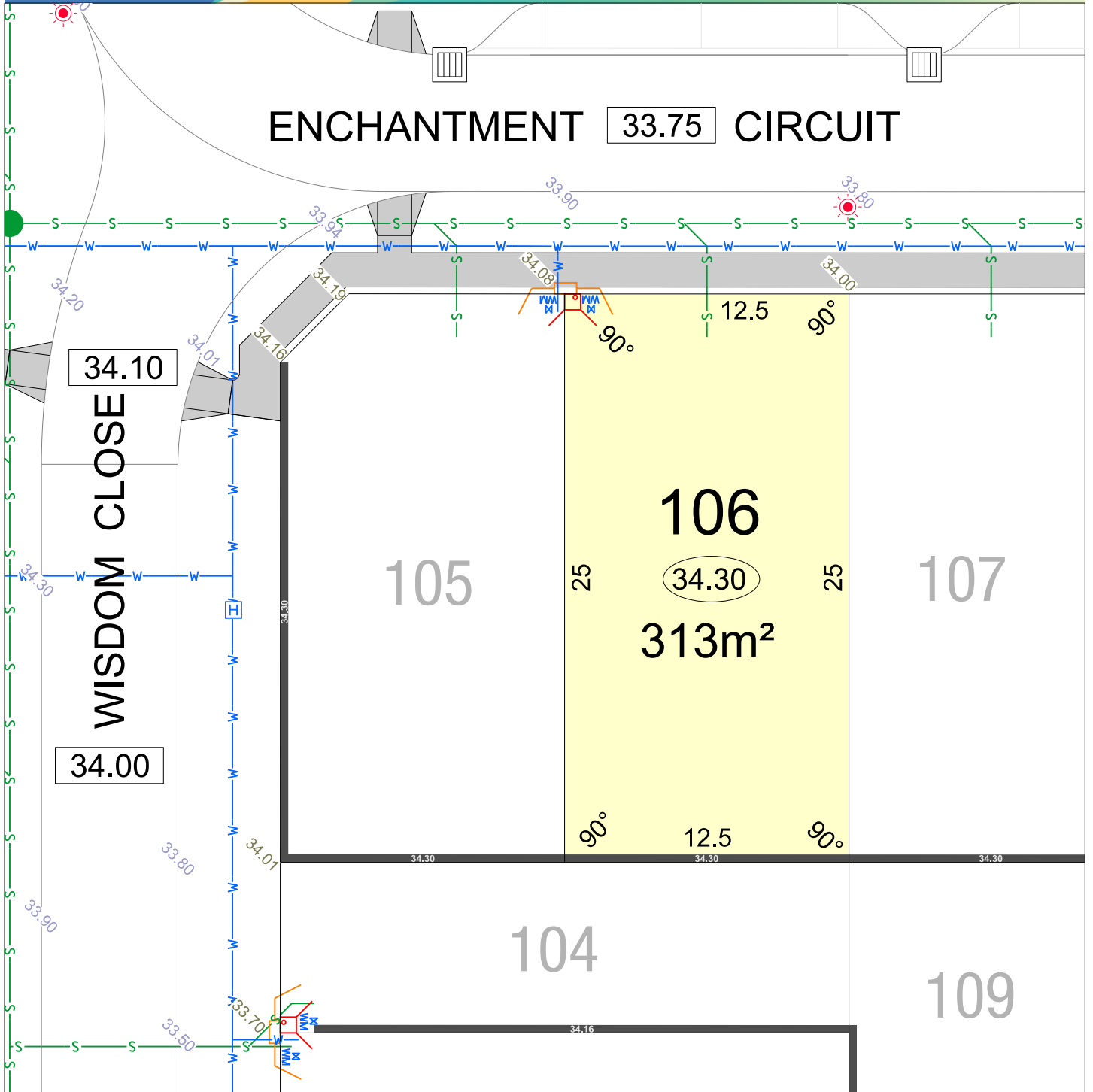
SCALE 1:250

Depicted information subject to approvals and survey.

All dimensions and areas are subject to survey. The particulars on this brochure are supplied for information only and shall not be taken as a representation in any respect on the part of the Vendor or its agent. Authorities should be consulted when services are contained within lot boundaries as building restrictions may apply. All retaining walls and associated easements are shown exaggerated for clarity.

MNG Ref: 101636lp-012d Date: 16/08/2024

parcel.



LEGEND

- W— WATER
- WM WATER METER
- H WATER HYDRANT
- V WATER VALVE
- S— SEWER/ MANHOLE

- DRAINAGE

ACOUSTIC ATTENUATION
PACKAGE REQUIREMENT
(FOR SINGLE STOREY CONSTRUCTION)

- A PACKAGE A
- B PACKAGE B
- C PACKAGE C



POWER DOME
MINI PILLAR



POWER DOME
UNIVERSAL PILLAR



STREETLIGHTS



PADMOUNT SITE

26.54

RETAINING WALL
& HEIGHT

26.80

NON-STRUCTURAL
WALL

26.16

NBN
CONNECTION

26.32

ACCESS
RESTRICTION

26.80 TOP OF
KERB HEIGHT

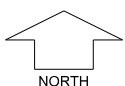
26.16 SPOT LEVEL

26.32 PAD LEVEL

25.40 ROAD LEVEL

X GARAGE
LOCATION

STAGE 1



SCALE 1:250

Depicted information subject to approvals and survey.

All dimensions and areas are subject to survey. The particulars on this brochure are supplied for information only and shall not be taken as a representation in any respect on the part of the Vendor or its agent. Authorities should be consulted when services are contained within lot boundaries as building restrictions may apply. All retaining walls and associated easements are shown exaggerated for clarity.

MNG Ref: 101636lip-012d Date: 16/08/2024

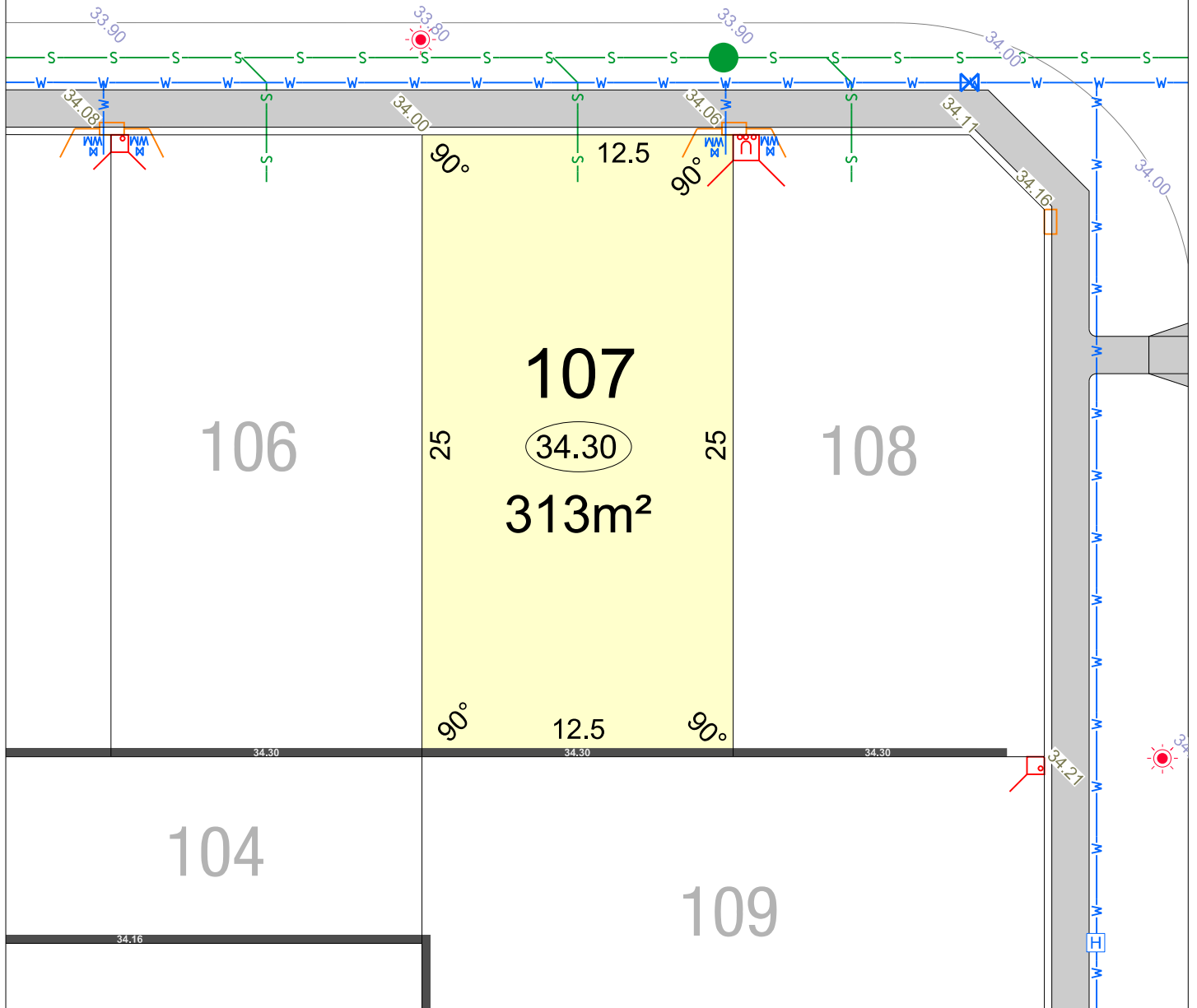
parcel.

33.75

ENCHANTMENT

33.75

CIRCUIT



LEGEND

- WATER
- WATER METER
- WATER HYDRANT
- WATER VALVE
- SEWER/ MANHOLE

- DRAINAGE

ACOUSTIC ATTENUATION
PACKAGE REQUIREMENT
(FOR SINGLE STOREY CONSTRUCTION)

- (A) PACKAGE A
- (B) PACKAGE B
- (C) PACKAGE C

- POWER DOME
MINI PILLAR
- POWER DOME
UNIVERSAL PILLAR
- STREETLIGHTS
- PADMOUNT SITE

- RETAINING WALL
& HEIGHT
- NON-STRUCTURAL
WALL
- NBN
CONNECTION
- ACCESS
RESTRICTION

- TOP OF
KERB HEIGHT
- SPOT LEVEL
- PAD LEVEL
- ROAD LEVEL
- GARAGE
LOCATION

STAGE 1



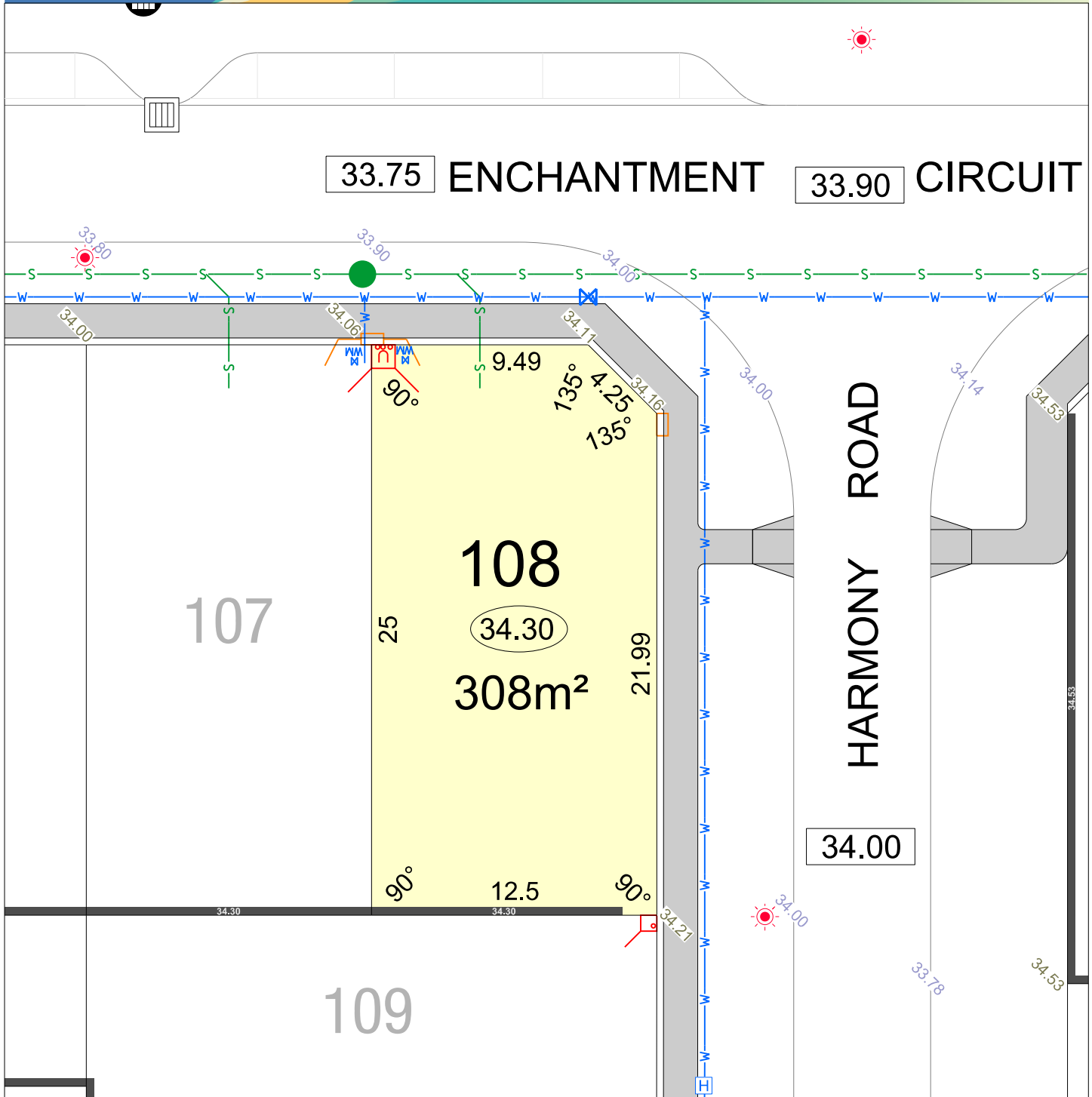
SCALE 1:250

Depicted information subject to approvals and survey.

All dimensions and areas are subject to survey. The particulars on this brochure are supplied for information only and shall not be taken as a representation in any respect on the part of the Vendor or its agent. Authorities should be consulted when services are contained within lot boundaries as building restrictions may apply. All retaining walls and associated easements are shown exaggerated for clarity.

MNG Ref: 101636lp-012d Date: 16/08/2024

parcel.



LEGEND

- WATER
- WATER METER
- WATER HYDRANT
- WATER VALVE
- SEWER/ MANHOLE

- DRAINAGE
- ACOUSTIC ATTENUATION PACKAGE REQUIREMENT (FOR SINGLE STOREY CONSTRUCTION)
 - PACKAGE A
 - PACKAGE B
 - PACKAGE C

- POWER DOME MINI PILLAR
- POWER DOME UNIVERSAL PILLAR
- STREETLIGHTS
- PADMOUNT SITE

- RETAINING WALL & HEIGHT
- NON-STRUCTURAL WALL
- NBN CONNECTION
- ACCESS RESTRICTION

- TOP OF KERB HEIGHT
- SPOT LEVEL
- PAD LEVEL
- ROAD LEVEL
- GARAGE LOCATION

STAGE 1

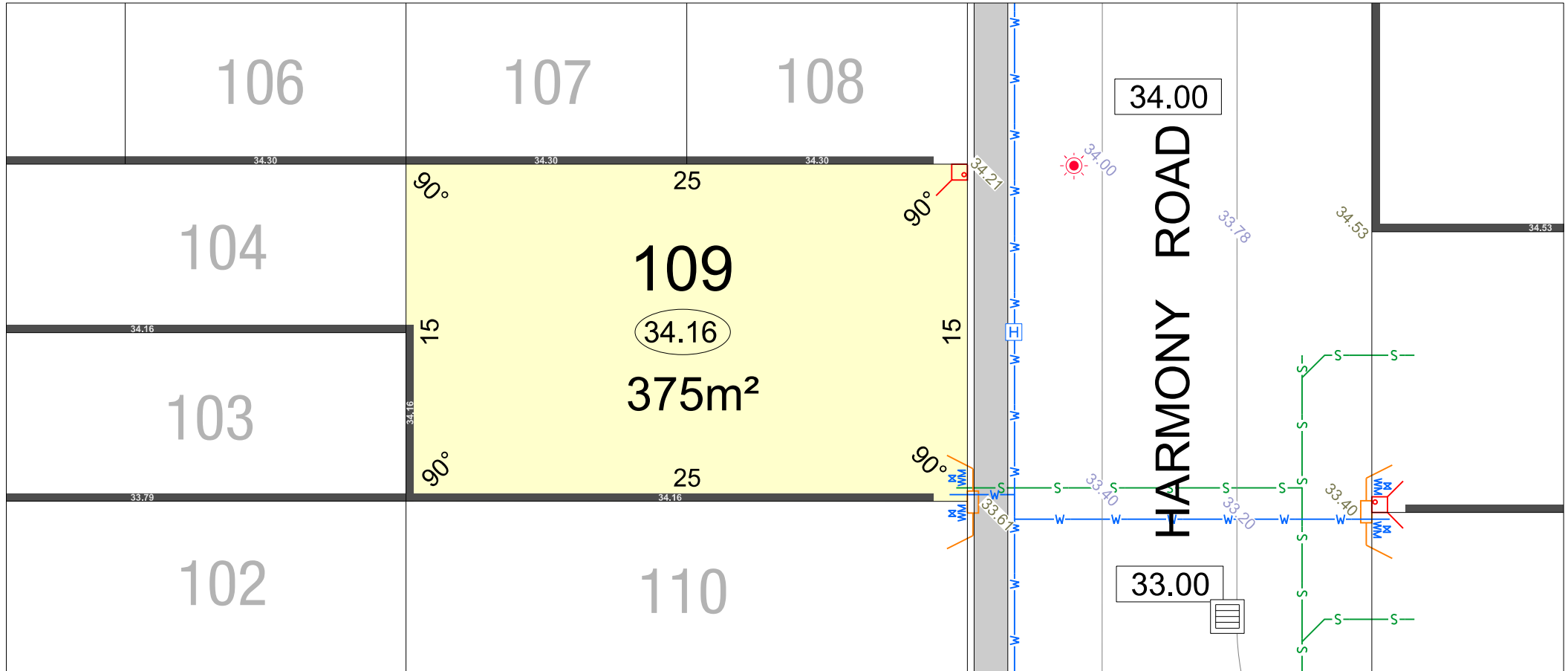


SCALE 1:250

Depicted information subject to approvals and survey.
 All dimensions and areas are subject to survey. The particulars on this brochure are supplied for information only and shall not be taken as a representation in any respect on the part of the Vendor or its agent. Authorities should be consulted when services are contained within lot boundaries as building restrictions may apply. All retaining walls and associated easements are shown exaggerated for clarity.

MNG.Ref: 101636lp-012d Date: 16/08/2024

parcel.



LEGEND							
	WATER		WATER VALVE		DRAINAGE		NBN CONNECTION
	WATER METER		GARAGE LOCATION		RETAINING WALL & HEIGHT		SEWER/ MANHOLE
	WATER HYDRANT		ROAD LEVEL		NON-STRUCTURAL WALL		ACCESS RESTRICTION
					POWER DOME MINI PILLAR		PADMOUNT SITE
					POWER DOME UNIVERSAL PILLAR		TOP OF KERB HEIGHT
					STREETLIGHTS		SPOT LEVEL
							PAD LEVEL
							ACOUSTIC ATTENUATION PACKAGE REQUIREMENT (FOR SINGLE STOREY CONSTRUCTION)
							Ⓐ PACKAGE A
							Ⓑ PACKAGE B
							Ⓒ PACKAGE C

STAGE 1

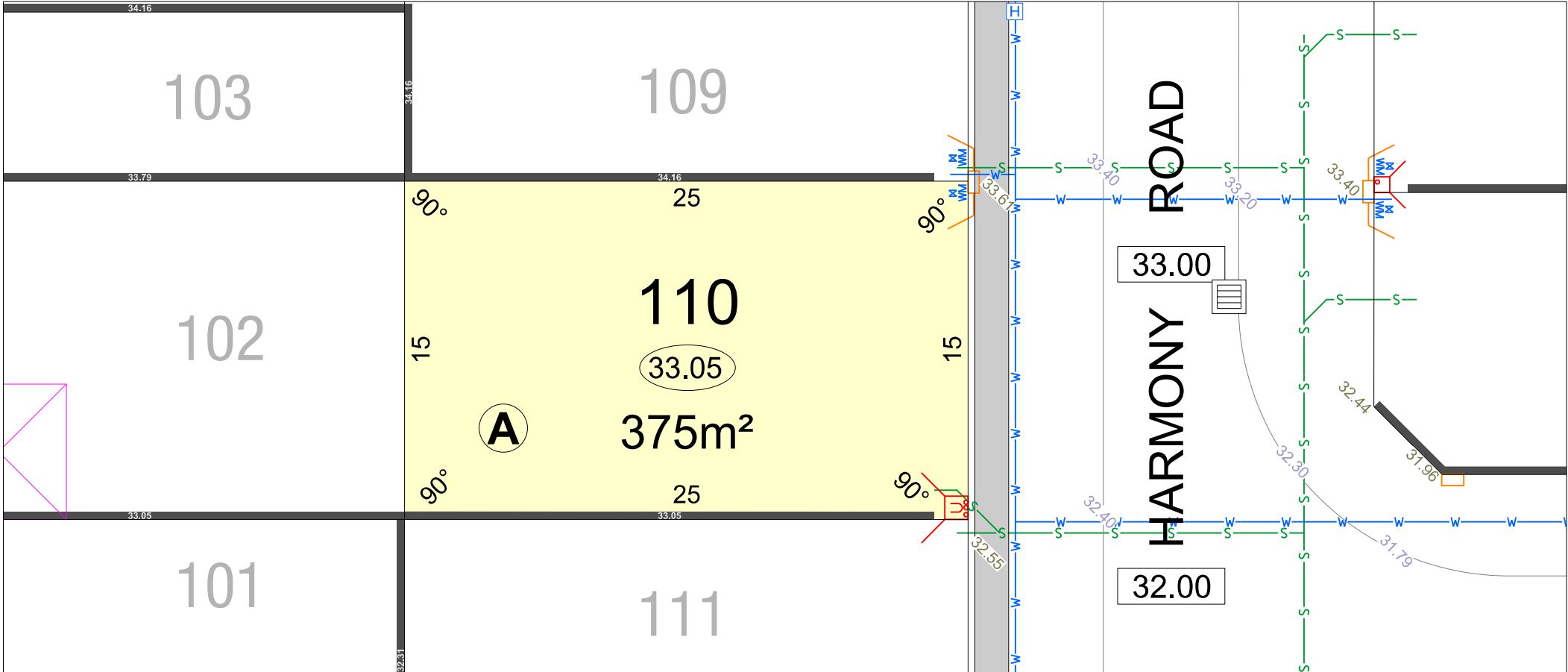


















SCALE 1:250

Depicted Information subject to approvals and survey.

All dimensions and areas are subject to survey. The particulars on this brochure are supplied for Information only and shall not be taken as a representation in any respect on the part of the Vendor or its agent. Authorities should be consulted when services are contained within lot boundaries as building restrictions may apply. All retaining walls and associated easements are shown exaggerated for clarity.

parcel.



LEGEND														
	WATER		WATER VALVE		DRAINAGE		POWER DOME MINI PILLAR		NBN CONNECTION		24.99	TOP OF KERB HEIGHT	ACOUSTIC ATTENUATION PACKAGE REQUIREMENT (FOR SINGLE STOREY CONSTRUCTION)	
	WATER METER		GARAGE LOCATION		26.54	RETAINING WALL & HEIGHT		POWER DOME UNIVERSAL PILLAR		S	26.16	SPOT LEVEL	(A)	PACKAGE A
	WATER HYDRANT		25.40	ROAD LEVEL		NON-STRUCTURAL WALL		STREETLIGHTS		S	26.32	PAD LEVEL	(B)	PACKAGE B
													(C)	PACKAGE C

STAGE 1

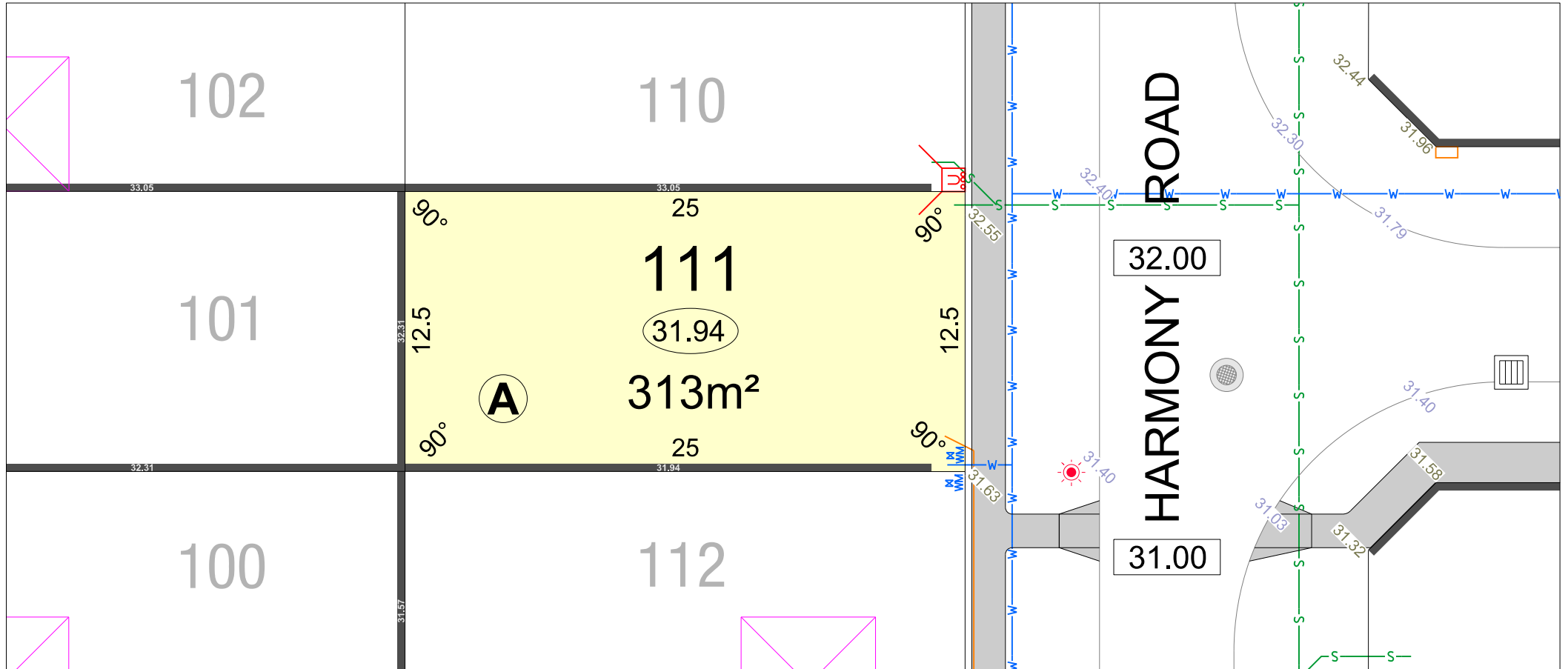


SCALE 1:250

Deplcted Information subject to approvals and survey.

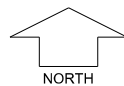
All dimensions and areas are subject to survey. The particulars on this brochure are supplied for Information only and shall not be taken as a representation in any respect on the part of the Vendor or its agent. Authorities should be consulted when services are contained within lot boundaries as building restrictions may apply. All retaining walls and associated easements are shown exaggerated for clarity.

parcel.



LEGEND			
	WATER		WATER VALVE
	WATER METER		GARAGE LOCATION
	WATER HYDRANT		ROAD LEVEL
	DRAINAGE		RETAINING WALL & HEIGHT
	POWER DOME MINI PILLAR		NON-STRUCTURAL WALL
	POWER DOME UNIVERSAL PILLAR		ACCESS RESTRICTION
	STREETLIGHTS		NBN CONNECTION
	SEWER/ MANHOLE		PADMOUNT SITE
	TOP OF KERB HEIGHT		SPOT LEVEL
	ACOUSTIC ATTENUATION PACKAGE REQUIREMENT (FOR SINGLE STOREY CONSTRUCTION)		PAD LEVEL
	PACKAGE A		
	PACKAGE B		
	PACKAGE C		

STAGE 1

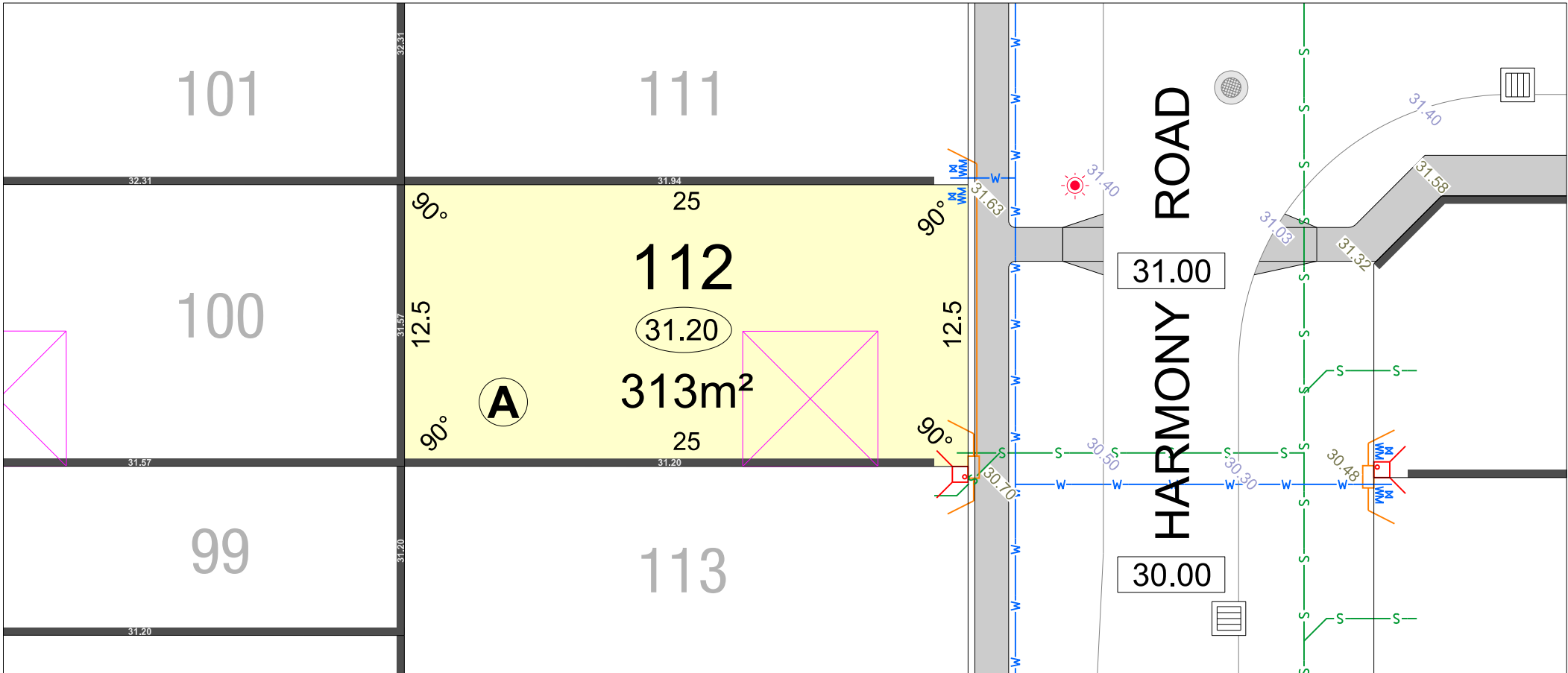


SCALE 1:250























Depicted Information subject to approvals and survey.























All dimensions and areas are subject to survey. The particulars on this brochure are supplied for Information only and shall not be taken as a representation in any respect on the part of the Vendor or its agent. Authorities should be consulted when services are contained within lot boundaries as building restrictions may apply. All retaining walls and associated easements are shown exaggerated for clarity.























parcel.















































LEGEND													
	WATER		WATER VALVE		DRAINAGE		POWER DOME MINI PILLAR		NBN CONNECTION		TOP OF KERB HEIGHT	ACOUSTIC ATTENUATION PACKAGE REQUIREMENT (FOR SINGLE STOREY CONSTRUCTION)	
	WATER METER		GARAGE LOCATION		RETAINING WALL & HEIGHT		POWER DOME UNIVERSAL PILLAR		SEWER/ MANHOLE		SPOT LEVEL		PACKAGE A
	WATER HYDRANT		ROAD LEVEL		NON-STRUCTURAL WALL		STREETLIGHTS		ACCESS RESTRICTION		PAD LEVEL		PACKAGE B
									PADMOUNT SITE				PACKAGE C




















LEGEND													
	WATER		WATER VALVE		DRAINAGE		POWER DOME MINI PILLAR		NBN CONNECTION		TOP OF KERB HEIGHT	ACOUSTIC ATTENUATION PACKAGE REQUIREMENT (FOR SINGLE STOREY CONSTRUCTION)	
	WATER METER		GARAGE LOCATION		RETAINING WALL & HEIGHT		POWER DOME UNIVERSAL PILLAR		SEWER/ MANHOLE		SPOT LEVEL		PACKAGE A
	WATER HYDRANT		ROAD LEVEL		NON-STRUCTURAL WALL		STREETLIGHTS		ACCESS RESTRICTION		PAD LEVEL		PACKAGE B
									PADMOUNT SITE				PACKAGE C























LEGEND													
	WATER		WATER VALVE		DRAINAGE		POWER DOME MINI PILLAR		NBN CONNECTION		TOP OF KERB HEIGHT	ACOUSTIC ATTENUATION PACKAGE REQUIREMENT (FOR SINGLE STOREY CONSTRUCTION)	
	WATER METER		GARAGE LOCATION		RETAINING WALL & HEIGHT		POWER DOME UNIVERSAL PILLAR		SEWER/ MANHOLE		SPOT LEVEL		PACKAGE A
	WATER HYDRANT		ROAD LEVEL		NON-STRUCTURAL WALL		STREETLIGHTS		ACCESS RESTRICTION		PAD LEVEL		PACKAGE B
									PADMOUNT SITE				PACKAGE C

LEGEND													
	WATER		WATER VALVE		DRAINAGE		POWER DOME MINI PILLAR		NBN CONNECTION		TOP OF KERB HEIGHT	ACOUSTIC ATTENUATION PACKAGE REQUIREMENT (FOR SINGLE STOREY CONSTRUCTION)	
	WATER METER		GARAGE LOCATION		RETAINING WALL & HEIGHT		POWER DOME UNIVERSAL PILLAR		SEWER/ MANHOLE		SPOT LEVEL		PACKAGE A
	WATER HYDRANT		ROAD LEVEL		NON-STRUCTURAL WALL		STREETLIGHTS		ACCESS RESTRICTION		PAD LEVEL		PACKAGE B
									PADMOUNT SITE				PACKAGE C


LEGEND													
	WATER		WATER VALVE		DRAINAGE		POWER DOME MINI PILLAR		NBN CONNECTION		TOP OF KERB HEIGHT	ACOUSTIC ATTENUATION PACKAGE REQUIREMENT (FOR SINGLE STOREY CONSTRUCTION)	
	WATER METER		GARAGE LOCATION		RETAINING WALL & HEIGHT		POWER DOME UNIVERSAL PILLAR		SEWER/ MANHOLE		SPOT LEVEL		PACKAGE A
	WATER HYDRANT		ROAD LEVEL		NON-STRUCTURAL WALL		STREETLIGHTS		ACCESS RESTRICTION		PAD LEVEL		PACKAGE B
									PADMOUNT SITE				PACKAGE C

LEGEND													
	WATER		WATER VALVE		DRAINAGE		POWER DOME MINI PILLAR		NBN CONNECTION		TOP OF KERB HEIGHT	ACOUSTIC ATTENUATION PACKAGE REQUIREMENT (FOR SINGLE STOREY CONSTRUCTION)	
	WATER METER		GARAGE LOCATION		RETAINING WALL & HEIGHT		POWER DOME UNIVERSAL PILLAR		SEWER/ MANHOLE		SPOT LEVEL		PACKAGE A
	WATER HYDRANT		ROAD LEVEL		NON-STRUCTURAL WALL		STREETLIGHTS		ACCESS RESTRICTION		PAD LEVEL		PACKAGE B
									PADMOUNT SITE				PACKAGE C

LEGEND														
	WATER		WATER VALVE		DRAINAGE		POWER DOME MINI PILLAR		NBN CONNECTION		24.99	TOP OF KERB HEIGHT	ACOUSTIC ATTENUATION PACKAGE REQUIREMENT (FOR SINGLE STOREY CONSTRUCTION)	
	WATER METER		GARAGE LOCATION		26.54		POWER DOME UNIVERSAL PILLAR		SEWER/ MANHOLE		26.16	SPOT LEVEL	Ⓐ	PACKAGE A
	WATER HYDRANT		25.40		NON-STRUCTURAL WALL		STREETLIGHTS		ACCESS RESTRICTION		26.32	PAD LEVEL	Ⓑ	PACKAGE B
									PADMOUNT SITE				Ⓒ	PACKAGE C

LEGEND													
	WATER		WATER VALVE		DRAINAGE		POWER DOME MINI PILLAR		NBN CONNECTION		TOP OF KERB HEIGHT	ACOUSTIC ATTENUATION PACKAGE REQUIREMENT (FOR SINGLE STOREY CONSTRUCTION)	
	WATER METER		GARAGE LOCATION		RETAINING WALL & HEIGHT		POWER DOME UNIVERSAL PILLAR		SEWER/ MANHOLE		SPOT LEVEL		PACKAGE A
	WATER HYDRANT		ROAD LEVEL		NON-STRUCTURAL WALL		STREETLIGHTS		ACCESS RESTRICTION		PAD LEVEL		PACKAGE B
									PADMOUNT SITE				PACKAGE C


STAGE 1




NORTH

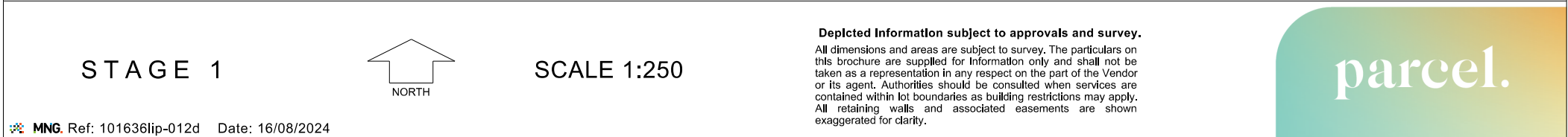
SCALE 1:250

Depleted Information subject to approvals and survey.
 All dimensions and areas are subject to survey. The particulars on this brochure are supplied for Information only and shall not be taken as a representation in any respect on the part of the Vendor or its agent. Authorities should be consulted when services are contained within lot boundaries as building restrictions may apply. All retaining walls and associated easements are shown exaggerated for clarity.






MNG. Ref: 101636lip-012d Date: 16/08/2024




STAGE 1




NORTH

SCALE 1:250


Depleted Information subject to approvals and survey.
 All dimensions and areas are subject to survey. The particulars on this brochure are supplied for Information only and shall not be taken as a representation in any respect on the part of the Vendor or its agent. Authorities should be consulted when services are contained within lot boundaries as building restrictions may apply. All retaining walls and associated easements are shown exaggerated for clarity.





MNG. Ref: 101636lip-012d Date: 16/08/2024


STAGE 1




NORTH

SCALE 1:250


Depleted Information subject to approvals and survey.
 All dimensions and areas are subject to survey. The particulars on this brochure are supplied for Information only and shall not be taken as a representation in any respect on the part of the Vendor or its agent. Authorities should be consulted when services are contained within lot boundaries as building restrictions may apply. All retaining walls and associated easements are shown exaggerated for clarity.





MNG. Ref: 101636lip-012d Date: 16/08/2024


STAGE 1




NORTH

SCALE 1:250


Depleted Information subject to approvals and survey.
 All dimensions and areas are subject to survey. The particulars on this brochure are supplied for Information only and shall not be taken as a representation in any respect on the part of the Vendor or its agent. Authorities should be consulted when services are contained within lot boundaries as building restrictions may apply. All retaining walls and associated easements are shown exaggerated for clarity.





MNG. Ref: 101636lip-012d Date: 16/08/2024


STAGE 1




NORTH

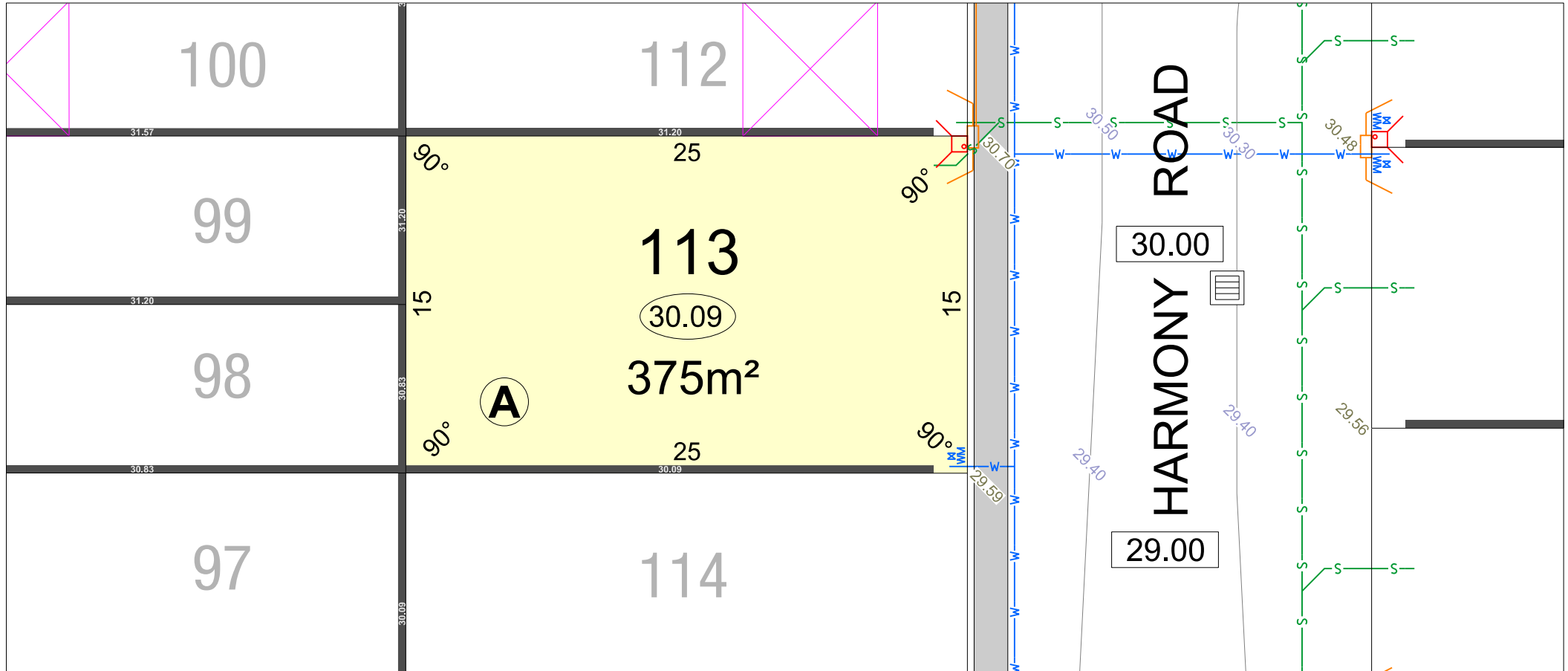
SCALE 1:250

Depleted Information subject to approvals and survey.
 All dimensions and areas are subject to survey. The particulars on this brochure are supplied for Information only and shall not be taken as a representation in any respect on the part of the Vendor or its agent. Authorities should be consulted when services are contained within lot boundaries as building restrictions may apply. All retaining walls and associated easements are shown exaggerated for clarity.



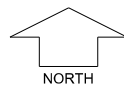


MNG Ref: 101636lip-012d Date: 16/08/2024



LEGEND			
	WATER		WATER VALVE
	WATER METER		GARAGE LOCATION
	WATER HYDRANT		ROAD LEVEL
	DRAINAGE		RETAINING WALL & HEIGHT
	POWER DOME MINI PILLAR		NON-STRUCTURAL WALL
	POWER DOME UNIVERSAL PILLAR		ACCESS RESTRICTION
	STREETLIGHTS		NBN CONNECTION
	PADMOUNT SITE		SEWER/ MANHOLE
			TOP OF KERB HEIGHT
			SPOT LEVEL
			PAD LEVEL
		ACOUSTIC ATTENUATION PACKAGE REQUIREMENT (FOR SINGLE STOREY CONSTRUCTION)	
			PACKAGE A
			PACKAGE B
			PACKAGE C

STAGE 1

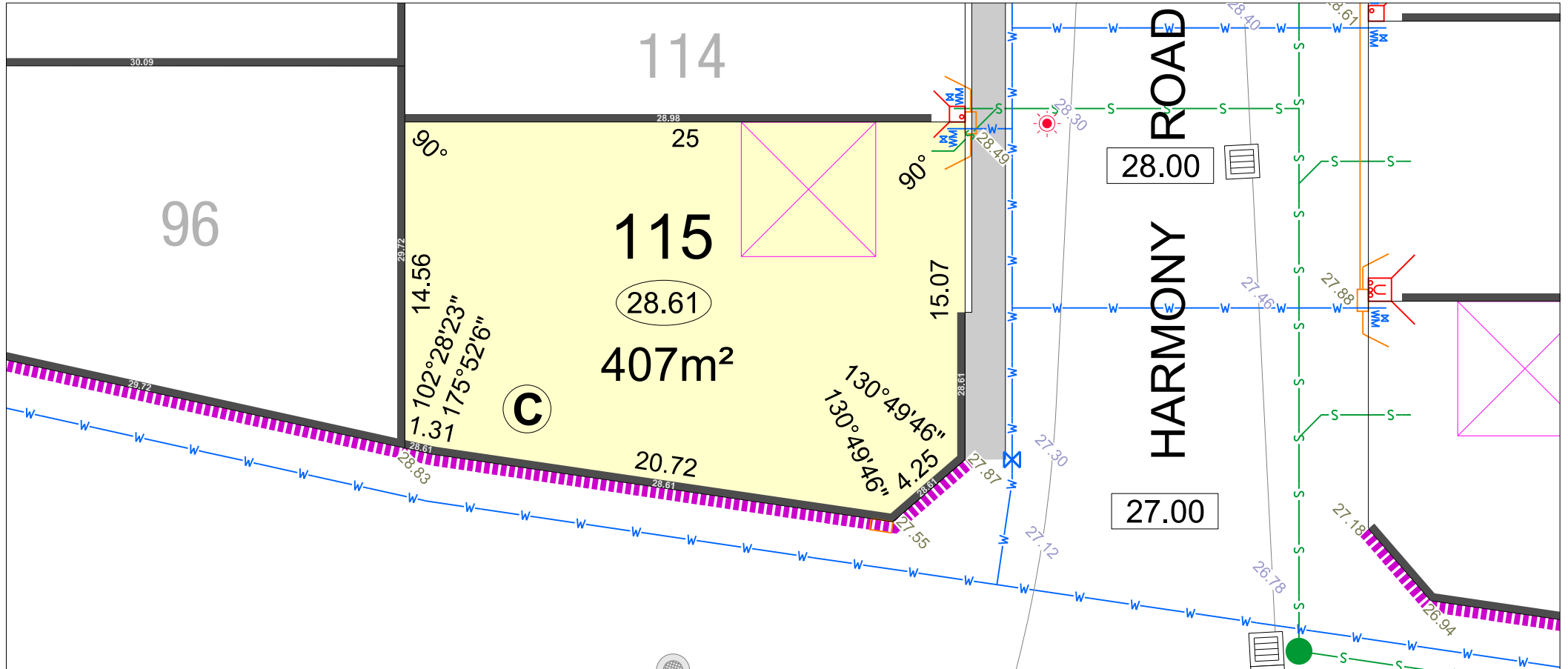


SCALE 1:250

Depicted Information subject to approvals and survey.

All dimensions and areas are subject to survey. The particulars on this brochure are supplied for Information only and shall not be taken as a representation in any respect on the part of the Vendor or its agent. Authorities should be consulted when services are contained within lot boundaries as building restrictions may apply. All retaining walls and associated easements are shown exaggerated for clarity.

parcel.



LEGEND			
	WATER		WATER METER
	WATER HYDRANT		GARAGE LOCATION
	ROAD LEVEL		RETAINING WALL & HEIGHT
	WATER VALVE		NON-STRUCTURAL WALL
	RETAINING WALL & HEIGHT		POWER DOME MINI PILLAR
	POWER DOME UNIVERSAL PILLAR		NBN CONNECTION
	STREETLIGHTS		SEWER/ MANHOLE
	ACCESS RESTRICTION		PADMOUNT SITE
	PADMOUNT SITE		TOP OF KERB HEIGHT
	TOP OF KERB HEIGHT		SPOT LEVEL
	SPOT LEVEL		PAD LEVEL
	PAD LEVEL		ACOUSTIC ATTENUATION PACKAGE REQUIREMENT (FOR SINGLE STOREY CONSTRUCTION)
	ACOUSTIC ATTENUATION PACKAGE REQUIREMENT (FOR SINGLE STOREY CONSTRUCTION)		PACKAGE A
	PACKAGE A		PACKAGE B
	PACKAGE B		PACKAGE C
	PACKAGE C		

STAGE 1

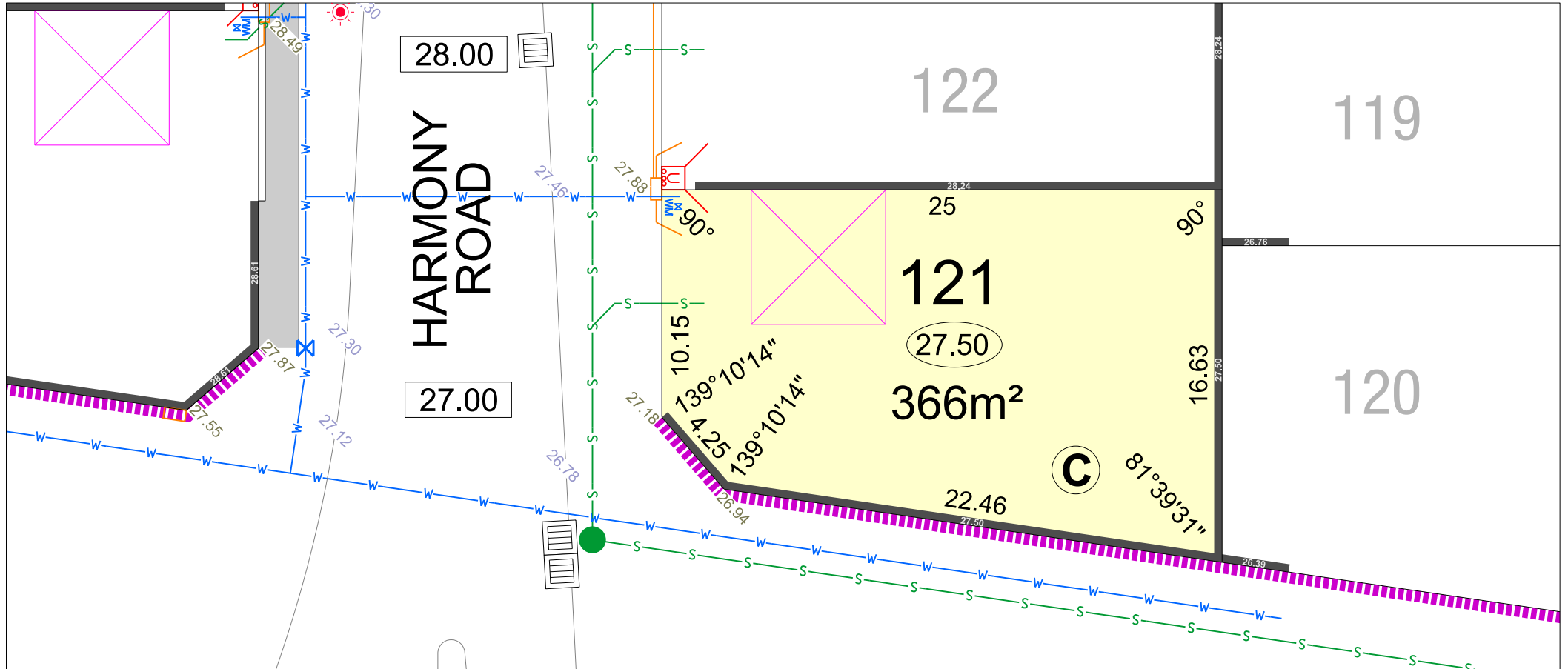


SCALE 1:250

Depicted Information subject to approvals and survey.

All dimensions and areas are subject to survey. The particulars on this brochure are supplied for Information only and shall not be taken as a representation in any respect on the part of the Vendor or its agent. Authorities should be consulted when services are contained within lot boundaries as building restrictions may apply. All retaining walls and associated easements are shown exaggerated for clarity.

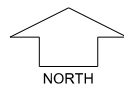
parcel.



LEGEND

WATER	WATER VALVE	DRAINAGE	POWER DOME MINI PILLAR	NBN CONNECTION	TOP OF KERB HEIGHT	ACOUSTIC ATTENUATION PACKAGE REQUIREMENT (FOR SINGLE STOREY CONSTRUCTION)
WATER METER	GARAGE LOCATION	RETAINING WALL & HEIGHT	POWER DOME UNIVERSAL PILLAR	SEWER/ MANHOLE	SPOT LEVEL	PACKAGE A
WATER HYDRANT	ROAD LEVEL	NON-STRUCTURAL WALL	STREETLIGHTS	ACCESS RESTRICTION	PAD LEVEL	PACKAGE B
				PADMOUNT SITE		PACKAGE C

STAGE 1

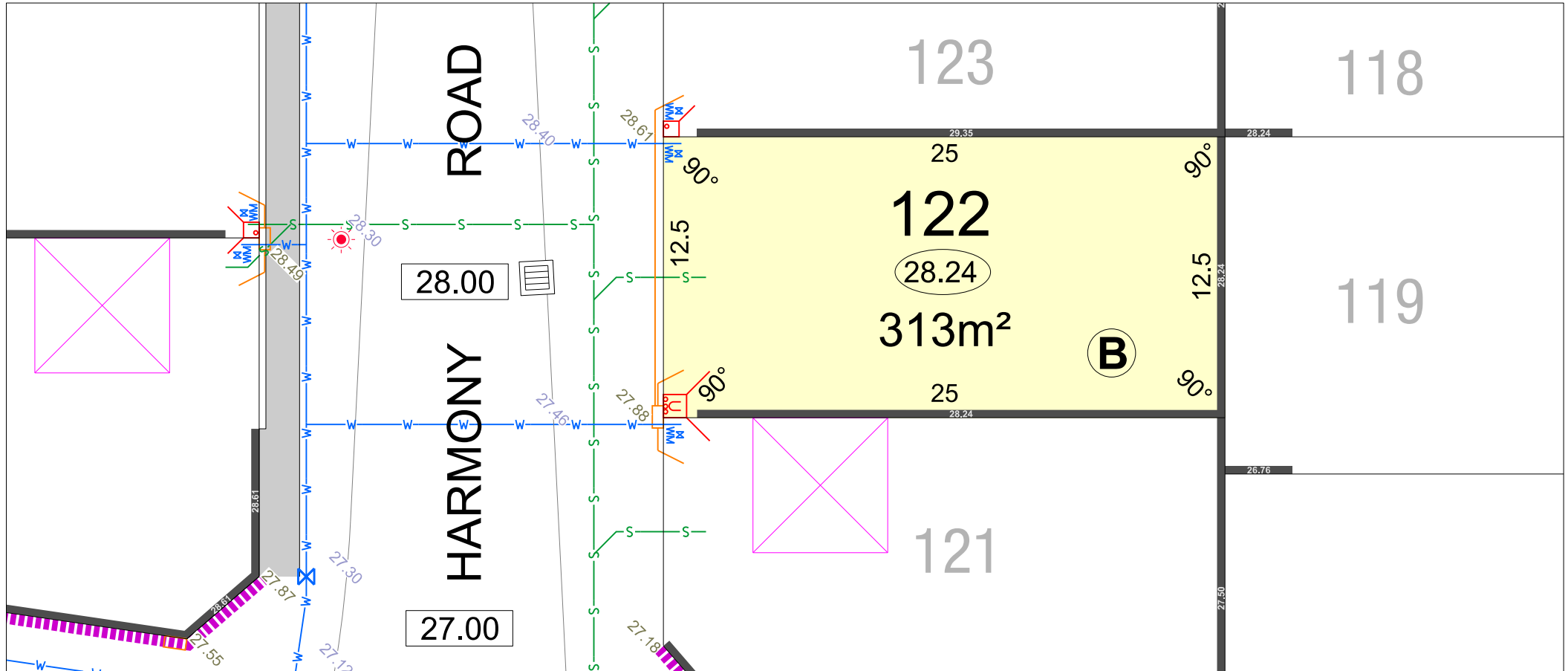


SCALE 1:250

Depicted Information subject to approvals and survey.

All dimensions and areas are subject to survey. The particulars on this brochure are supplied for information only and shall not be taken as a representation in any respect on the part of the Vendor or its agent. Authorities should be consulted when services are contained within lot boundaries as building restrictions may apply. All retaining walls and associated easements are shown exaggerated for clarity.

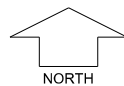
parcel.



LEGEND

WATER	WATER VALVE	DRAINAGE	POWER DOME MINI PILLAR	NBN CONNECTION	TOP OF KERB HEIGHT	ACOUSTIC ATTENUATION PACKAGE REQUIREMENT (FOR SINGLE STOREY CONSTRUCTION)
WATER METER	GARAGE LOCATION	RETAINING WALL & HEIGHT	POWER DOME UNIVERSAL PILLAR	SEWER/ MANHOLE	SPOT LEVEL	
WATER HYDRANT	ROAD LEVEL	NON-STRUCTURAL WALL	STREETLIGHTS	ACCESS RESTRICTION	PAD LEVEL	
				PADMOUNT SITE		<p>Ⓐ PACKAGE A</p> <p>Ⓑ PACKAGE B</p> <p>Ⓒ PACKAGE C</p>

STAGE 1

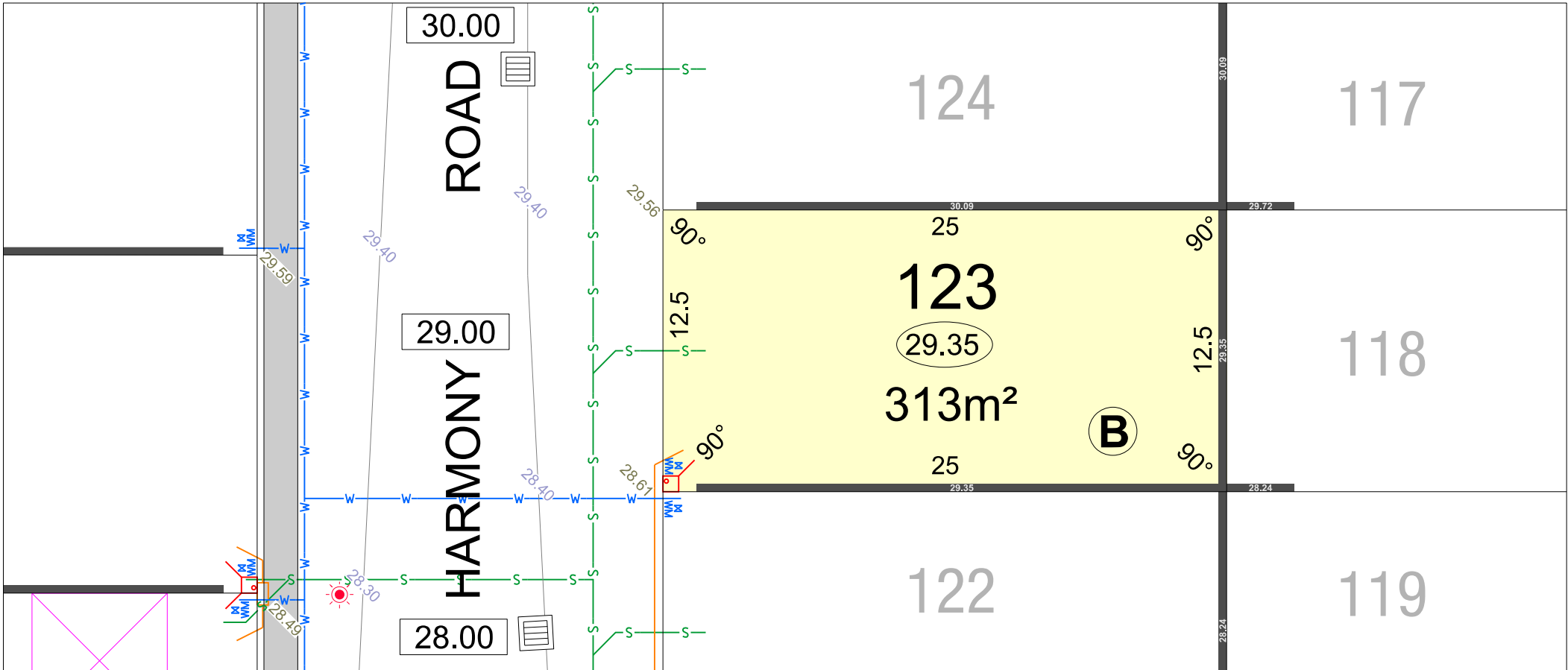





















SCALE 1:250

Depicted Information subject to approvals and survey.

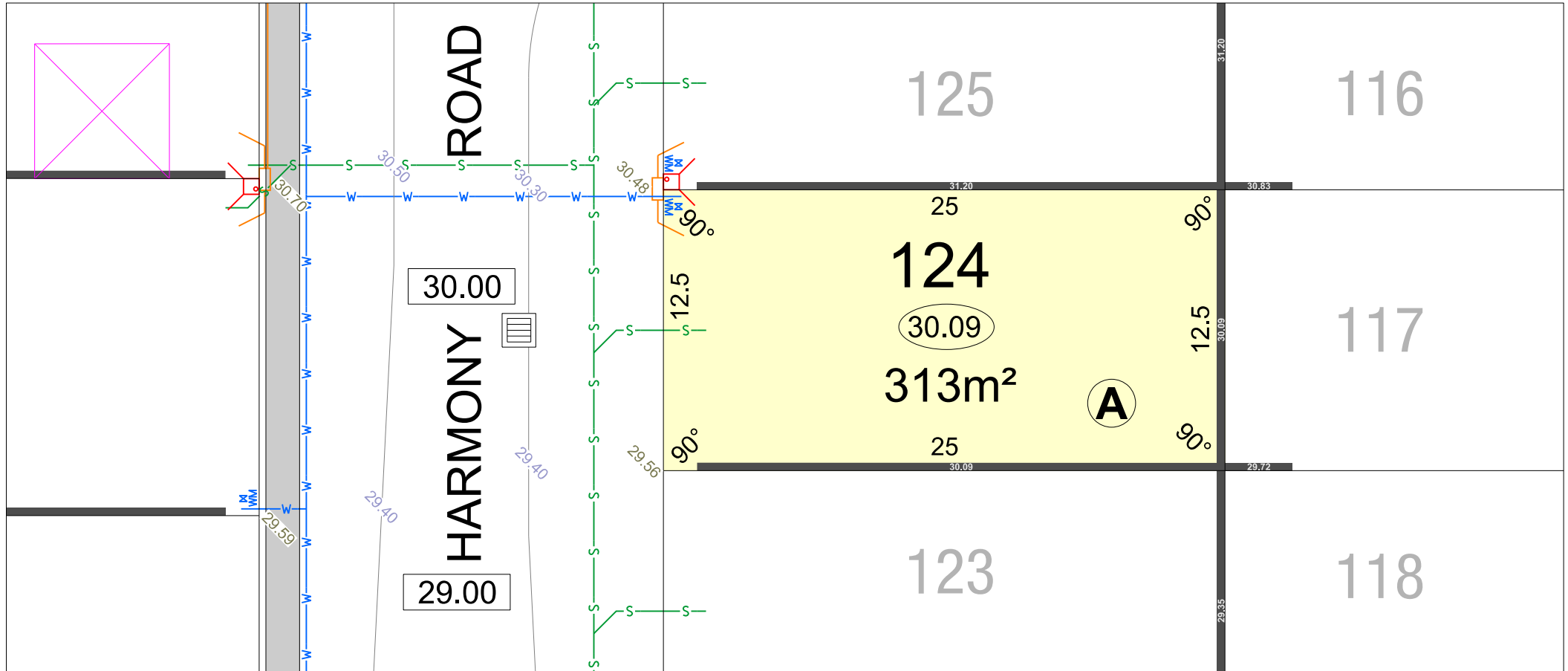
All dimensions and areas are subject to survey. The particulars on this brochure are supplied for Information only and shall not be taken as a representation in any respect on the part of the Vendor or its agent. Authorities should be consulted when services are contained within lot boundaries as building restrictions may apply. All retaining walls and associated easements are shown exaggerated for clarity.

parcel.



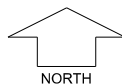
LEGEND														
	WATER		WATER VALVE		DRAINAGE		POWER DOME MINI PILLAR		NBN CONNECTION		24.99	TOP OF KERB HEIGHT	ACOUSTIC ATTENUATION PACKAGE REQUIREMENT (FOR SINGLE STOREY CONSTRUCTION)	
	WATER METER		GARAGE LOCATION		26.54		POWER DOME UNIVERSAL PILLAR		SEWER/ MANHOLE		26.16	SPOT LEVEL	Ⓐ	PACKAGE A
	WATER HYDRANT		25.40		NON-STRUCTURAL WALL		STREETLIGHTS		ACCESS RESTRICTION		26.32	PAD LEVEL	Ⓑ	PACKAGE B
									PADMOUNT SITE				Ⓒ	PACKAGE C

 MNG. Ref: 101636lip-012d Date: 16/08/2024



LEGEND							
	WATER		WATER VALVE		DRAINAGE		NBN CONNECTION
	WATER METER		GARAGE LOCATION		RETAINING WALL & HEIGHT		SEWER/ MANHOLE
	WATER HYDRANT		ROAD LEVEL		NON-STRUCTURAL WALL		ACCESS RESTRICTION
					POWER DOME MINI PILLAR		PADMOUNT SITE
					POWER DOME UNIVERSAL PILLAR		TOP OF KERB HEIGHT
					STREETLIGHTS		SPOT LEVEL
							PAD LEVEL
							ACOUSTIC ATTENUATION PACKAGE REQUIREMENT (FOR SINGLE STOREY CONSTRUCTION)
							A PACKAGE A
							B PACKAGE B
							C PACKAGE C

STAGE 1

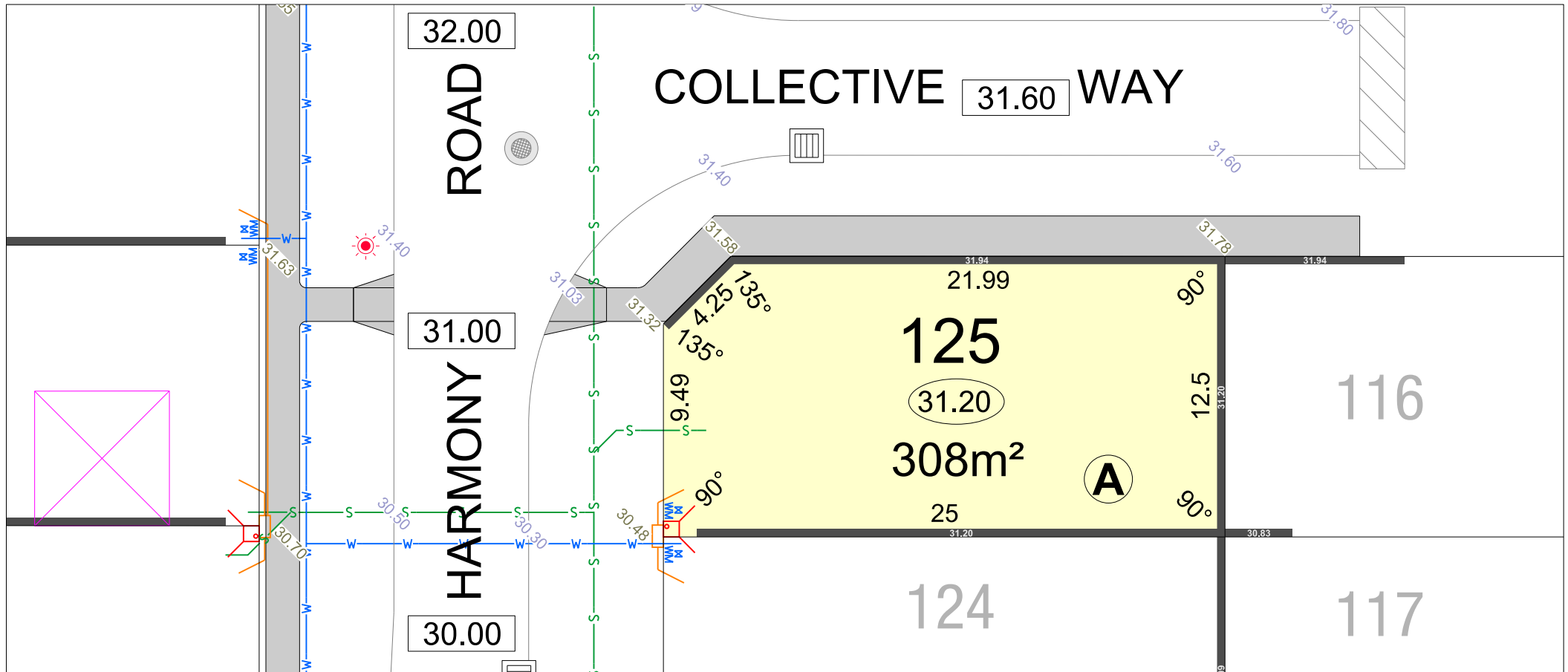


SCALE 1:250

Depicted Information subject to approvals and survey.

All dimensions and areas are subject to survey. The particulars on this brochure are supplied for Information only and shall not be taken as a representation in any respect on the part of the Vendor or its agent. Authorities should be consulted when services are contained within lot boundaries as building restrictions may apply. All retaining walls and associated easements are shown exaggerated for clarity.

parcel.



LEGEND							
	WATER		WATER VALVE		DRAINAGE		NBN CONNECTION
	WATER METER		GARAGE LOCATION		RETAINING WALL & HEIGHT		SEWER/ MANHOLE
	WATER HYDRANT		ROAD LEVEL		NON-STRUCTURAL WALL		ACCESS RESTRICTION
					POWER DOME MINI PILLAR		PADMOUNT SITE
					POWER DOME UNIVERSAL PILLAR		TOP OF KERB HEIGHT
					STREETLIGHTS		SPOT LEVEL
							PAD LEVEL
							ACOUSTIC ATTENUATION PACKAGE REQUIREMENT (FOR SINGLE STOREY CONSTRUCTION)
							Ⓐ PACKAGE A
							Ⓑ PACKAGE B
							Ⓒ PACKAGE C

STAGE 1

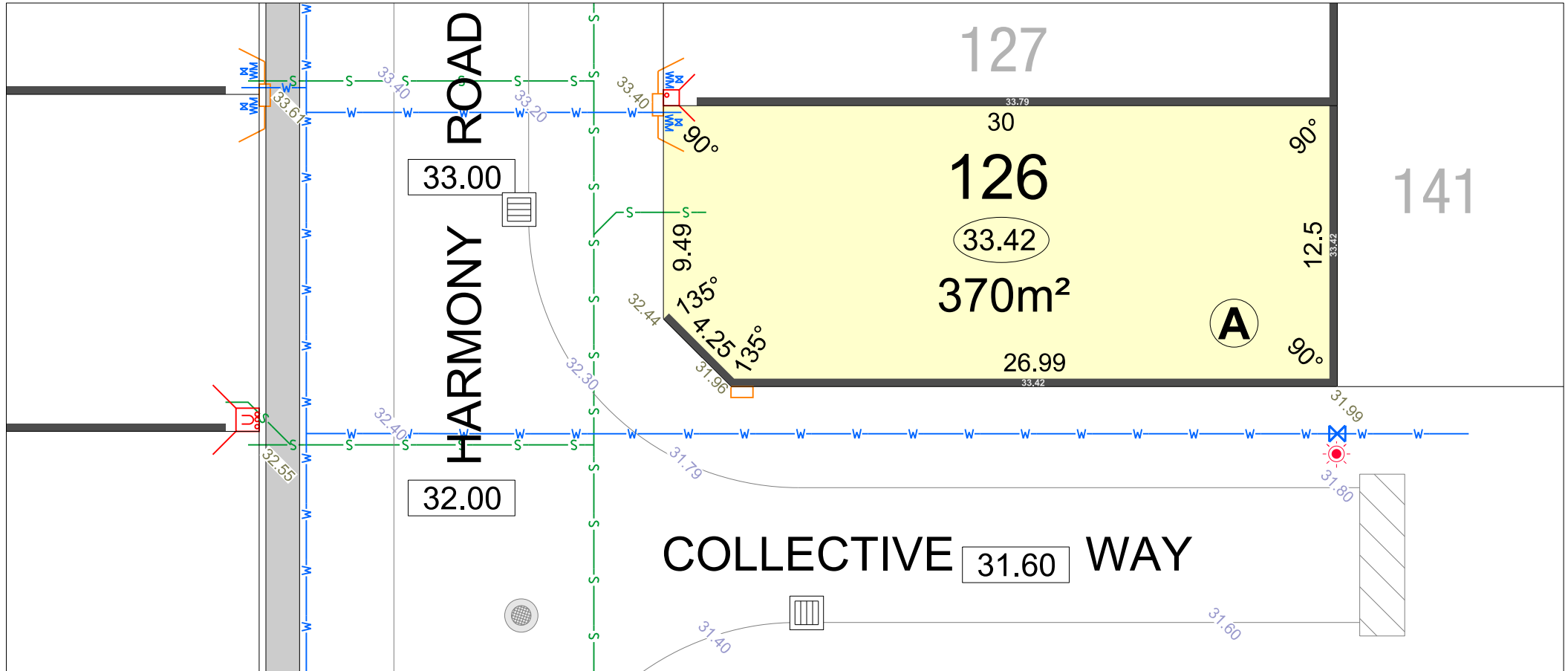


SCALE 1:250

Depicted Information subject to approvals and survey.

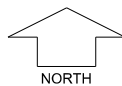
All dimensions and areas are subject to survey. The particulars on this brochure are supplied for Information only and shall not be taken as a representation in any respect on the part of the Vendor or its agent. Authorities should be consulted when services are contained within lot boundaries as building restrictions may apply. All retaining walls and associated easements are shown exaggerated for clarity.

parcel.



LEGEND			
	WATER		WATER VALVE
	WATER METER		GARAGE LOCATION
	WATER HYDRANT		ROAD LEVEL
	DRAINAGE		RETAINING WALL & HEIGHT
	NON-STRUCTURAL WALL		POWER DOME MINI PILLAR
	POWER DOME UNIVERSAL PILLAR		NBN CONNECTION
	STREETLIGHTS		SEWER/ MANHOLE
	ACCESS RESTRICTION		PADMOUNT SITE
	TOP OF KERB HEIGHT		ACOUSTIC ATTENUATION PACKAGE REQUIREMENT (FOR SINGLE STOREY CONSTRUCTION)
	SPOT LEVEL		PACKAGE A
	PAD LEVEL		PACKAGE B
			PACKAGE C

STAGE 1

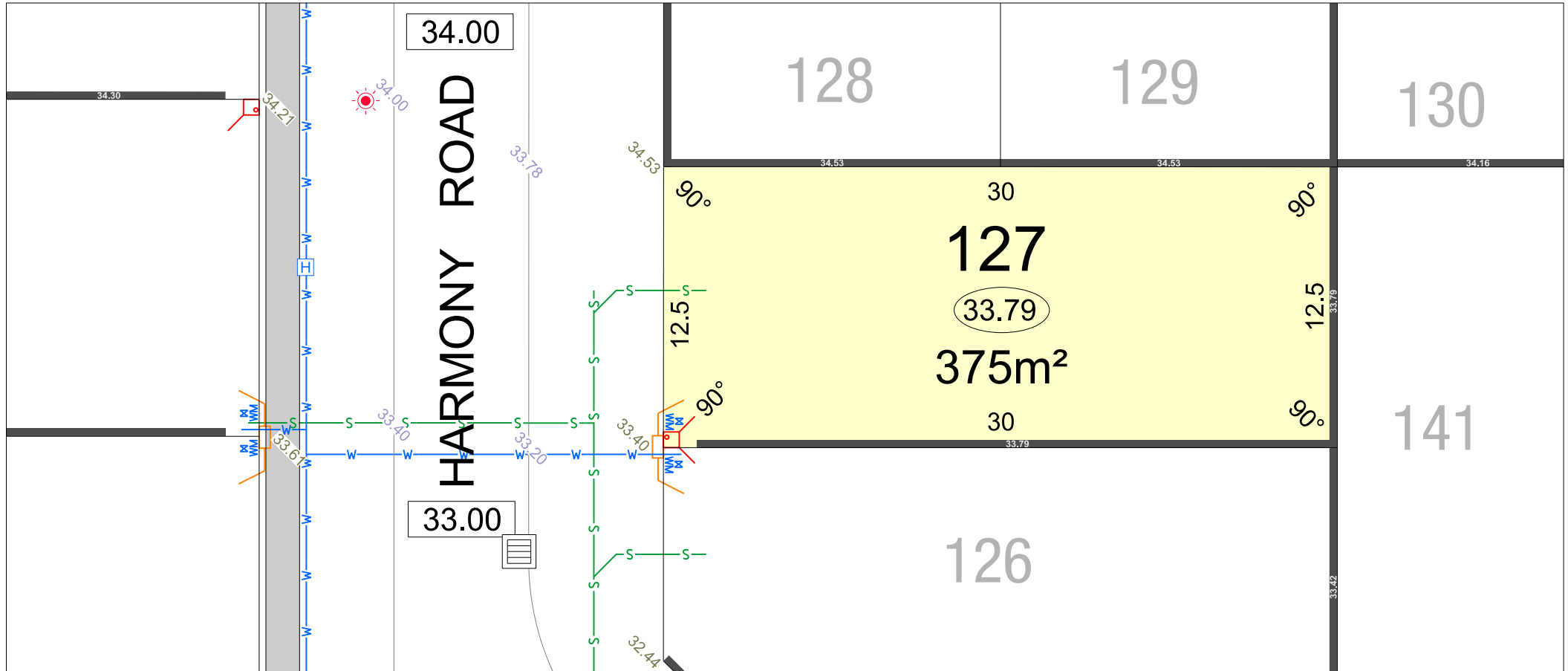


SCALE 1:250

Depicted Information subject to approvals and survey.

All dimensions and areas are subject to survey. The particulars on this brochure are supplied for Information only and shall not be taken as a representation in any respect on the part of the Vendor or its agent. Authorities should be consulted when services are contained within lot boundaries as building restrictions may apply. All retaining walls and associated easements are shown exaggerated for clarity.

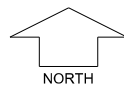
parcel.



LEGEND

WATER	WATER VALVE	DRAINAGE	POWER DOME MINI PILLAR	NBN CONNECTION	TOP OF KERB HEIGHT	ACOUSTIC ATTENUATION PACKAGE REQUIREMENT (FOR SINGLE STOREY CONSTRUCTION)
WATER METER	GARAGE LOCATION	RETAINING WALL & HEIGHT	POWER DOME UNIVERSAL PILLAR	SEWER/ MANHOLE	SPOT LEVEL	
WATER HYDRANT	ROAD LEVEL	NON-STRUCTURAL WALL	STREETLIGHTS	ACCESS RESTRICTION	PAD LEVEL	
				PADMOUNT SITE		<p>Ⓐ PACKAGE A</p> <p>Ⓑ PACKAGE B</p> <p>Ⓒ PACKAGE C</p>

STAGE 1

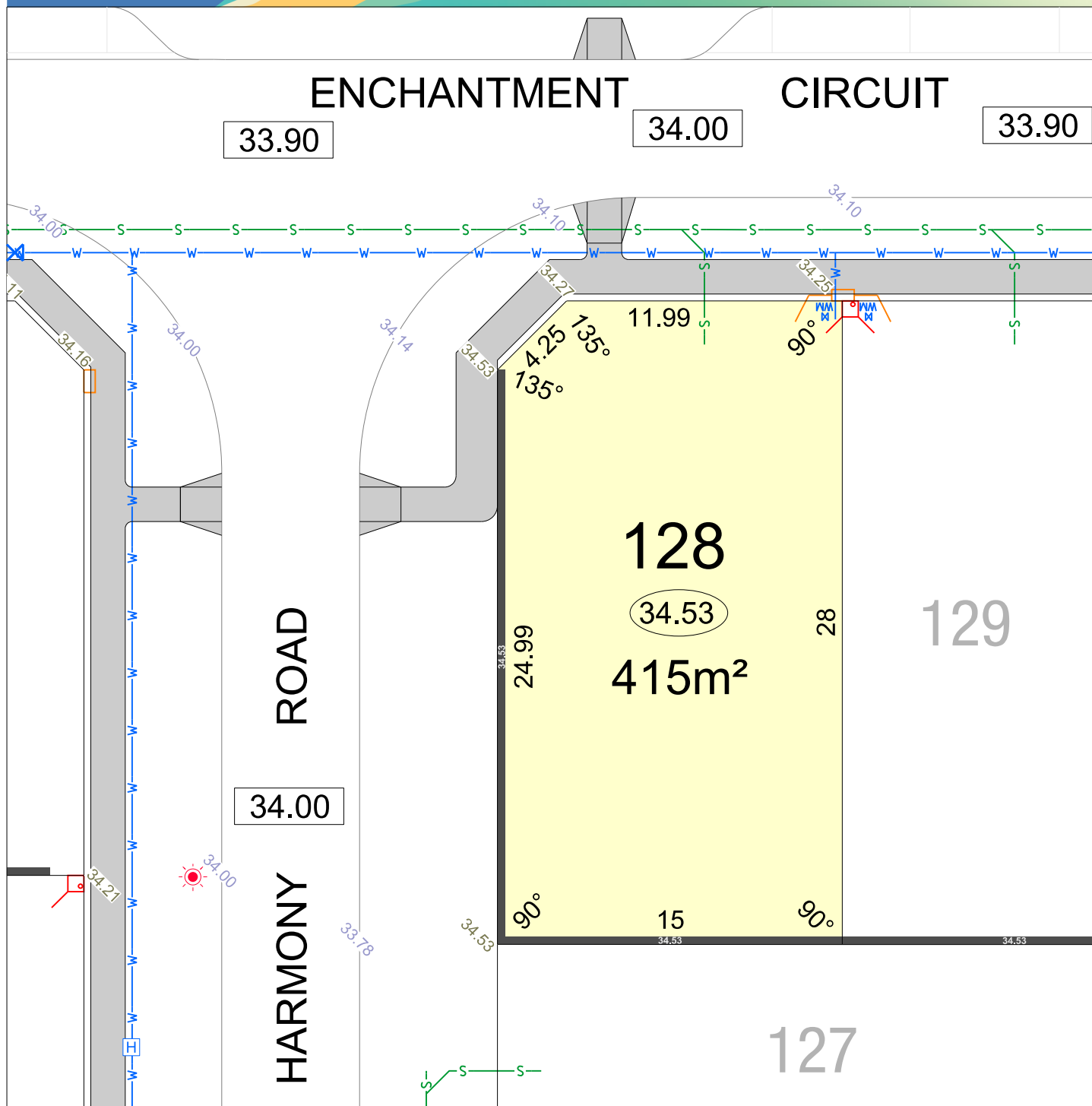


SCALE 1:250

Depicted Information subject to approvals and survey.

All dimensions and areas are subject to survey. The particulars on this brochure are supplied for Information only and shall not be taken as a representation in any respect on the part of the Vendor or its agent. Authorities should be consulted when services are contained within lot boundaries as building restrictions may apply. All retaining walls and associated easements are shown exaggerated for clarity.

parcel.



LEGEND

- WATER
- WATER METER
- WATER HYDRANT
- WATER VALVE
- SEWER/ MANHOLE

- DRAINAGE
- ACOUSTIC ATTENUATION PACKAGE REQUIREMENT (FOR SINGLE STOREY CONSTRUCTION)
 - PACKAGE A
 - PACKAGE B
 - PACKAGE C

- POWER DOME MINI PILLAR
- POWER DOME UNIVERSAL PILLAR
- STREETLIGHTS
- PADMOUNT SITE

- 26.54 RETAINING WALL & HEIGHT
- NON-STRUCTURAL WALL
- NBN CONNECTION
- ACCESS RESTRICTION

- TOP OF KERB HEIGHT
- SPOT LEVEL
- PAD LEVEL
- ROAD LEVEL
- GARAGE LOCATION

STAGE 1

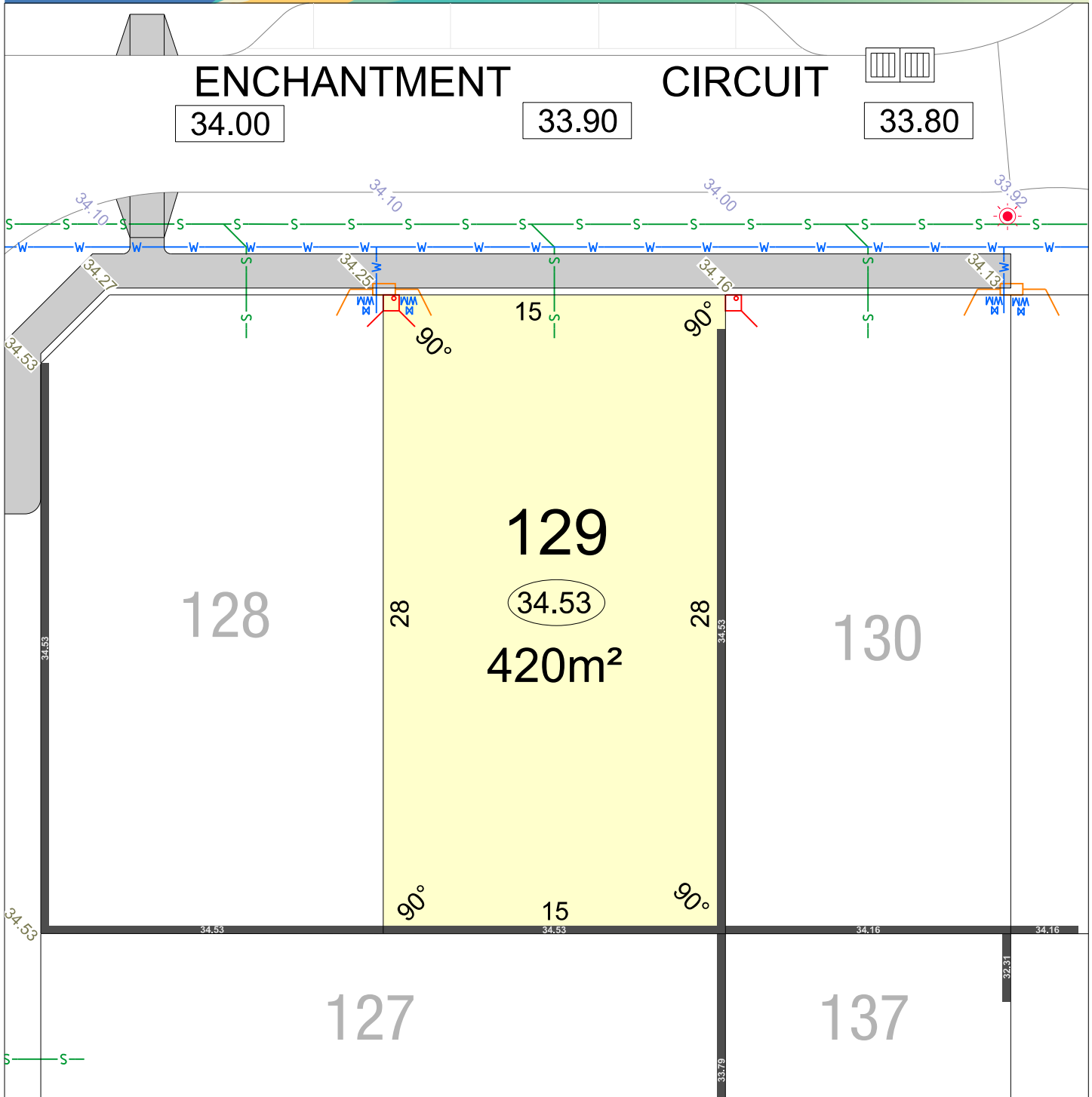


SCALE 1:250

Depicted information subject to approvals and survey.
 All dimensions and areas are subject to survey. The particulars on this brochure are supplied for information only and shall not be taken as a representation in any respect on the part of the Vendor or its agent. Authorities should be consulted when services are contained within lot boundaries as building restrictions may apply. All retaining walls and associated easements are shown exaggerated for clarity.

MNG Ref: 101636lip-012d Date: 16/08/2024

parcel.



LEGEND

	WATER		DRAINAGE		POWER DOME MINI PILLAR		RETAINING WALL & HEIGHT		TOP OF KERB HEIGHT
	WATER METER		ACOUSTIC ATTENUATION PACKAGE REQUIREMENT (FOR SINGLE STOREY CONSTRUCTION)		POWER DOME UNIVERSAL PILLAR		NON-STRUCTURAL WALL		SPOT LEVEL
	WATER HYDRANT		PACKAGE A		STREETLIGHTS		NBN CONNECTION		PAD LEVEL
	WATER VALVE		PACKAGE B		PADMOUNT SITE		ACCESS RESTRICTION		ROAD LEVEL
	SEWER/ MANHOLE		PACKAGE C						GARAGE LOCATION

STAGE 1



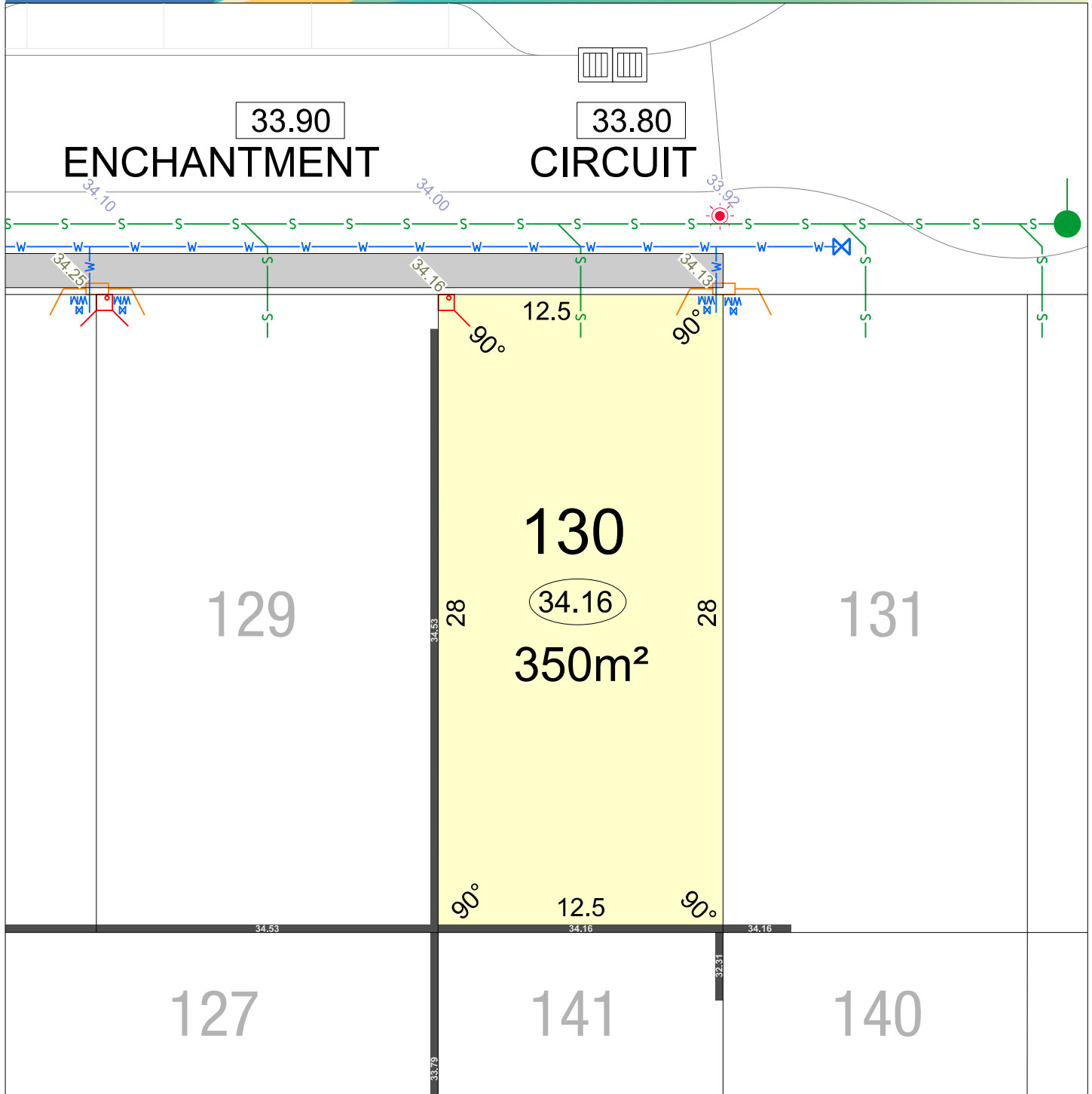
SCALE 1:250

Depicted information subject to approvals and survey.

All dimensions and areas are subject to survey. The particulars on this brochure are supplied for information only and shall not be taken as a representation in any respect on the part of the Vendor or its agent. Authorities should be consulted when services are contained within lot boundaries as building restrictions may apply. All retaining walls and associated easements are shown exaggerated for clarity.

MNG.Ref: 101636lp-012d Date: 16/08/2024

parcel.



LEGEND

	WATER		DRAINAGE		POWER DOME MINI PILLAR		RETAINING WALL & HEIGHT		TOP OF KERB HEIGHT
	WATER METER		ACOUSTIC ATTENUATION PACKAGE REQUIREMENT (FOR SINGLE STOREY CONSTRUCTION)		POWER DOME UNIVERSAL PILLAR		NON-STRUCTURAL WALL		SPOT LEVEL
	WATER HYDRANT		PACKAGE A		STREETLIGHTS		NBN CONNECTION		PAD LEVEL
	WATER VALVE		PACKAGE B		PADMOUNT SITE		ACCESS RESTRICTION		ROAD LEVEL
	SEWER/ MANHOLE		PACKAGE C				GARAGE LOCATION		

STAGE 1



SCALE 1:250

Depicted information subject to approvals and survey.
All dimensions and areas are subject to survey. The particulars on this brochure are supplied for information only and shall not be taken as a representation in any respect on the part of the Vendor or its agent. Authorities should be consulted when services are contained within lot boundaries as building restrictions may apply. All retaining walls and associated easements are shown exaggerated for clarity.

MNG.Ref: 101636lp-012d Date: 16/08/2024

parcel.