

LEGEND

W WATER

WM WATER METER

H WATER HYDRANT

X WATER VALVE

Power DOME MINI PILLAR

Power DOME UNIVERSAL PILLAR

BELOW GROUND SERVICE PIT

DRAINAGE

ACCESS RESTRICTION

SUGGESTED GARAGE LOCATION

OPTICOMM CONNECTION

S SEWER/ MANHOLE

TRANSFORMER SITE

STREETLIGHT

BAL 12.5 BUSHFIRE ATTACK LEVEL

26.54 RETAINING WALL & HEIGHT

26.54 REVERSE WALL & HEIGHT

24.99 HOUSING AUTHORITY RETAINED

26.16 TOP OF KERB HEIGHT

26.32 SPOT LEVEL

25.40 PAD LEVEL

ROAD LEVEL

ACOUSTIC ATTENUATION PACKAGE REQUIREMENT (FOR SECOND STOREY CONSTRUCTION)

A PACKAGE A

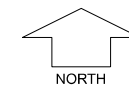
B PACKAGE B

C PACKAGE C

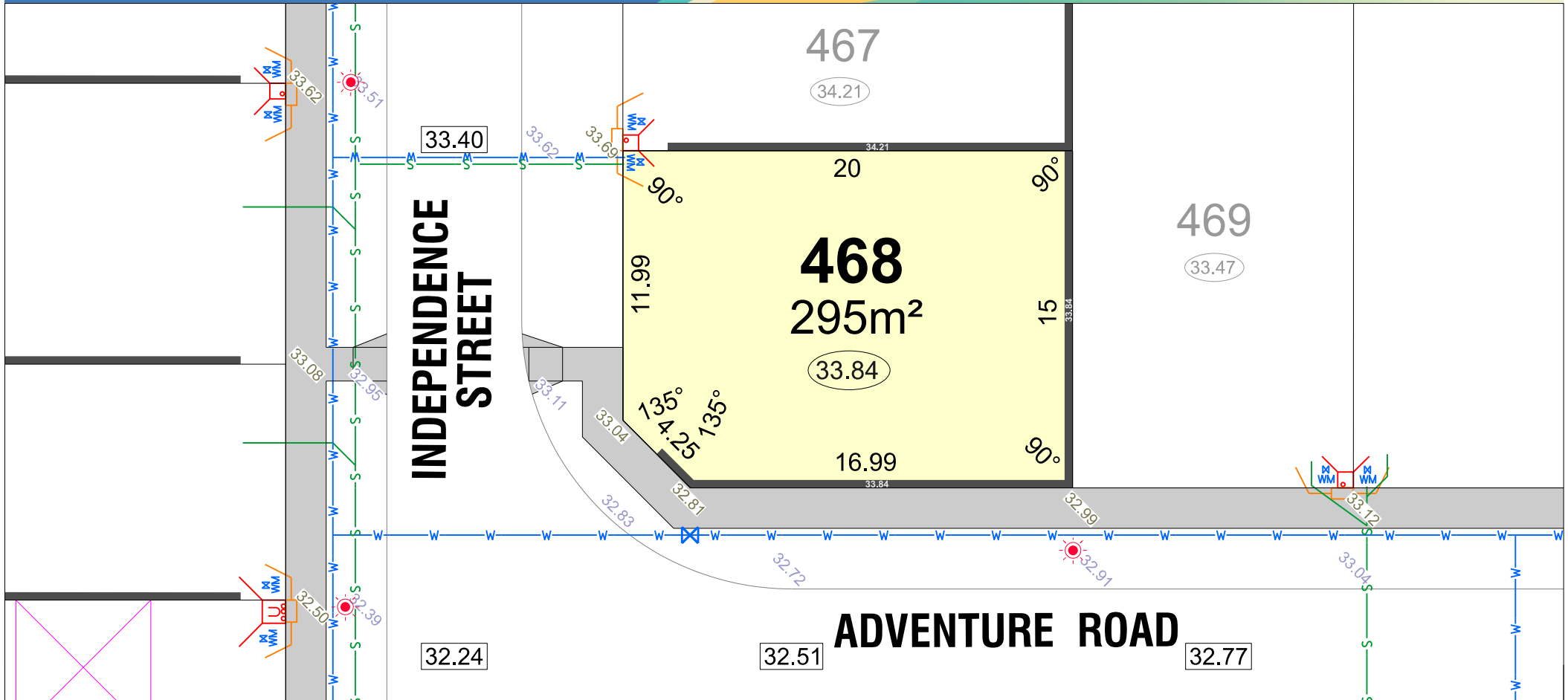
S SPECIALIST

parcel.

Depicted information subject to approvals and survey.
All dimensions and areas are subject to survey. The particulars on this brochure are supplied for information only and shall not be taken as a representation in any respect on the part of the Vendor or its agent. Authorities should be consulted when services are contained within lot boundaries as building restrictions may apply. All retaining walls and associated easements are shown exaggerated for clarity.



SCALE 1:250



LEGEND

- WATER
- WATER METER
- WATER HYDRANT
- WATER VALVE
- POWER DOME MINI PILLAR
- POWER DOME UNIVERSAL PILLAR
- BELOW GROUND SERVICE PIT
- DRAINAGE
- SUGGESTED GARAGE LOCATION
- OPTICOMM CONNECTION
- SEWER/ MANHOLE
- TRANSFORMER SITE
- STREETLIGHT
- BAL 12.5 BUSHFIRE ATTACK LEVEL

- RETAINING WALL & HEIGHT
- REVERSE WALL & HEIGHT
- HOUSING AUTHORITY RETAINED
- TOP OF KERB HEIGHT
- SPOT LEVEL
- PAD LEVEL
- ROAD LEVEL

- ACOUSTIC ATTENUATION PACKAGE REQUIREMENT (FOR SECOND STOREY CONSTRUCTION)
- PACKAGE A
 - PACKAGE B
 - PACKAGE C
 - SPECIALIST

NORTH
SCALE 1:250



Depicted information subject to approvals and survey.
All dimensions and areas are subject to survey. The particulars on this brochure are supplied for information only and shall not be taken as a representation in any respect on the part of the Vendor or its agent. Authorities should be consulted when services are contained within lot boundaries as building restrictions may apply. All retaining walls and associated easements are shown exaggerated for clarity.

FUTURE
RELEASE

34.58

467

34.21

90°

12.5

90°

469
375m²

33.47

470

33.47

468

33.84

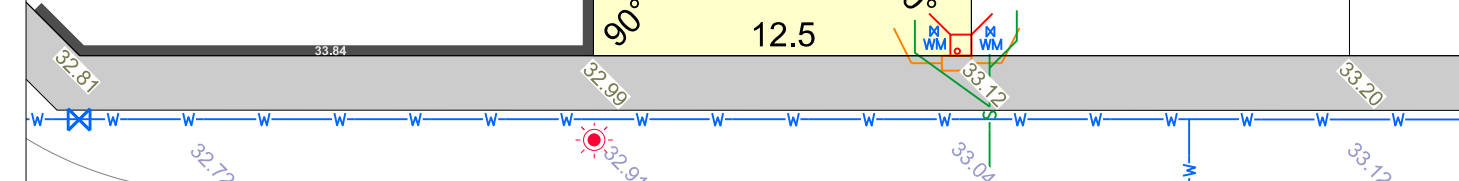
30

30

90°

12.5

90°



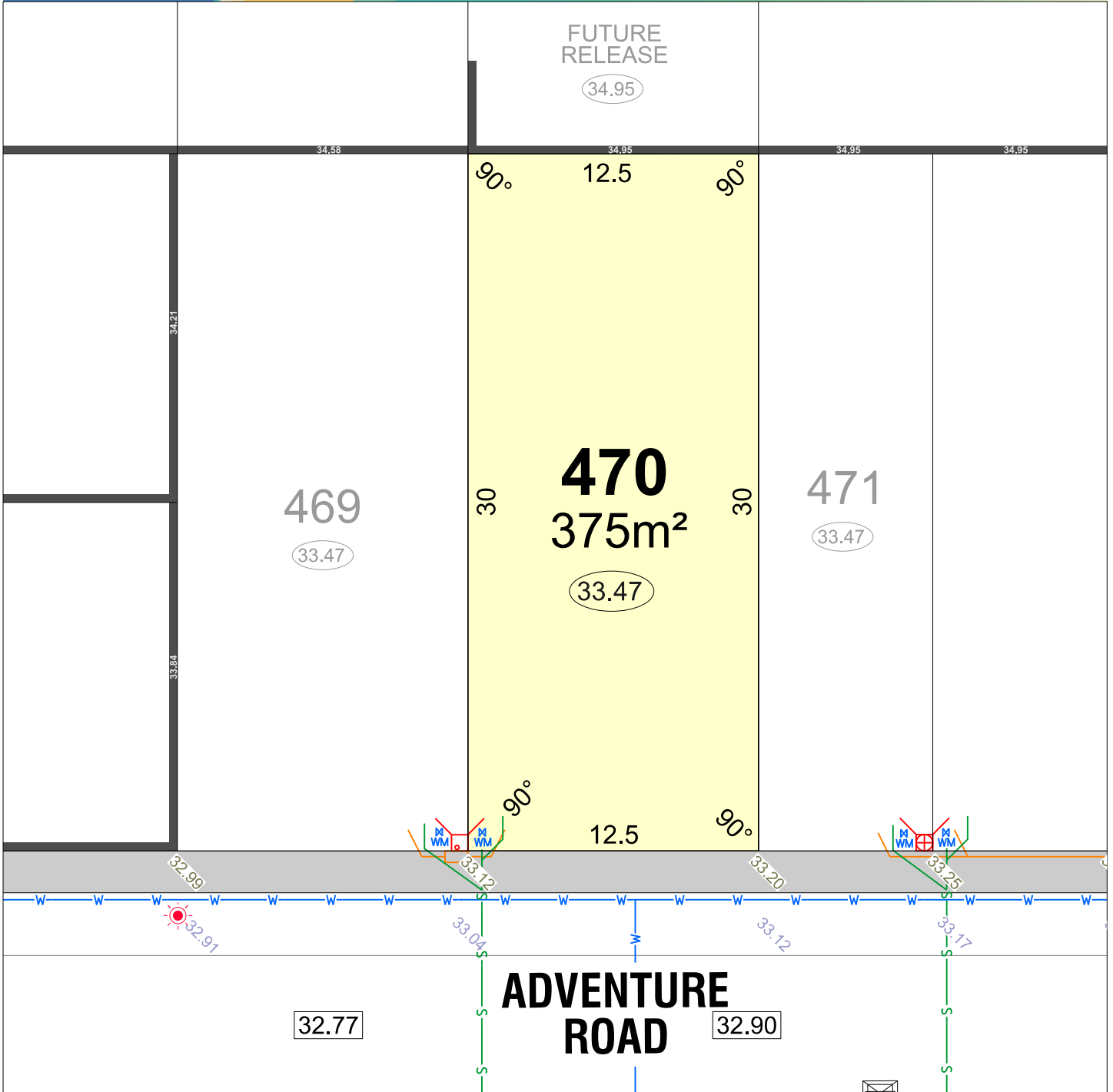
ADVENTURE ROAD

LEGEND

- WATER
- WATER METER
- WATER HYDRANT
- WATER VALVE
- SEWER/ MANHOLE
- STREETLIGHT
- POWER DOME MINI PILLAR
- POWER DOME UNIVERSAL PILLAR
- BELOW GROUND SERVICE PIT
- TRANSFORMER SITE
- 26.54 RETAINING WALL & HEIGHT
- 26.54 REVERSE WALL & HEIGHT
- DRAINAGE
- ACCESS RESTRICTION
- OPTICOMM CONNECTION
- SUGGESTED GARAGE LOCATION
- BAL 12.5 BUSHFIRE ATTACK LEVEL
- 26.80 TOP OF KERB HEIGHT
- 26.16 SPOT LEVEL
- 26.32 PAD LEVEL
- 25.40 ROAD LEVEL
- ACOUSTIC ATTENUATION PACKAGE REQUIREMENT (FOR SINGLE STOREY CONSTRUCTION)
 - (A) PACKAGE A
 - (B) PACKAGE B
 - (C) PACKAGE C
 - (S) SPECIALIST



Depicted information subject to approvals and survey.
 All dimensions and areas are subject to survey. The particulars on this brochure are supplied for information only and shall not be taken as a representation in any respect on the part of the Vendor or its agent. Authorities should be consulted when services are contained within lot boundaries as building restrictions may apply. All retaining walls and associated easements are shown exaggerated for clarity.

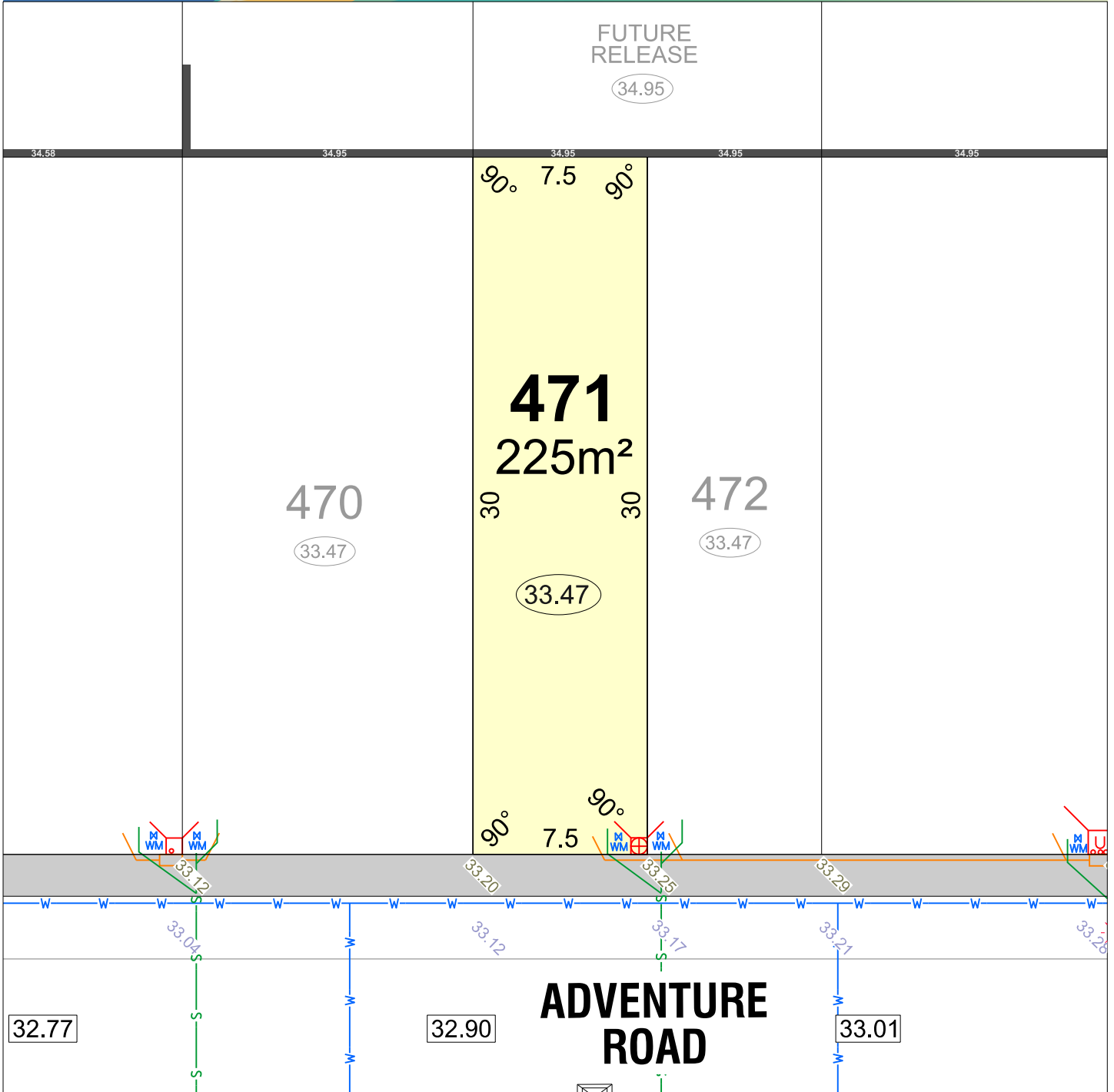


LEGEND

- WATER
- WATER METER
- WATER HYDRANT
- WATER VALVE
- SEWER/ MANHOLE
- STREETLIGHT
- POWER DOME MINI PILLAR
- POWER DOME UNIVERSAL PILLAR
- BELOW GROUND SERVICE PIT
- TRANSFORMER SITE
- RETAINING WALL & HEIGHT
- REVERSE WALL & HEIGHT
- DRAINAGE
- ACCESS RESTRICTION
- OPTICOMM CONNECTION
- SUGGESTED GARAGE LOCATION
- BUSHFIRE ATTACK LEVEL
- TOP OF KERB HEIGHT
- SPOT LEVEL
- PAD LEVEL
- ROAD LEVEL
- ACOUSTIC ATTENUATION PACKAGE REQUIREMENT (FOR SINGLE STOREY CONSTRUCTION)
- PACKAGE A
- PACKAGE B
- PACKAGE C
- SPECIALIST



Depicted information subject to approvals and survey.
All dimensions and areas are subject to survey. The particulars on this brochure are supplied for information only and shall not be taken as a representation in any respect on the part of the Vendor or its agent. Authorities should be consulted when services are contained within lot boundaries as building restrictions may apply. All retaining walls and associated easements are shown exaggerated for clarity.

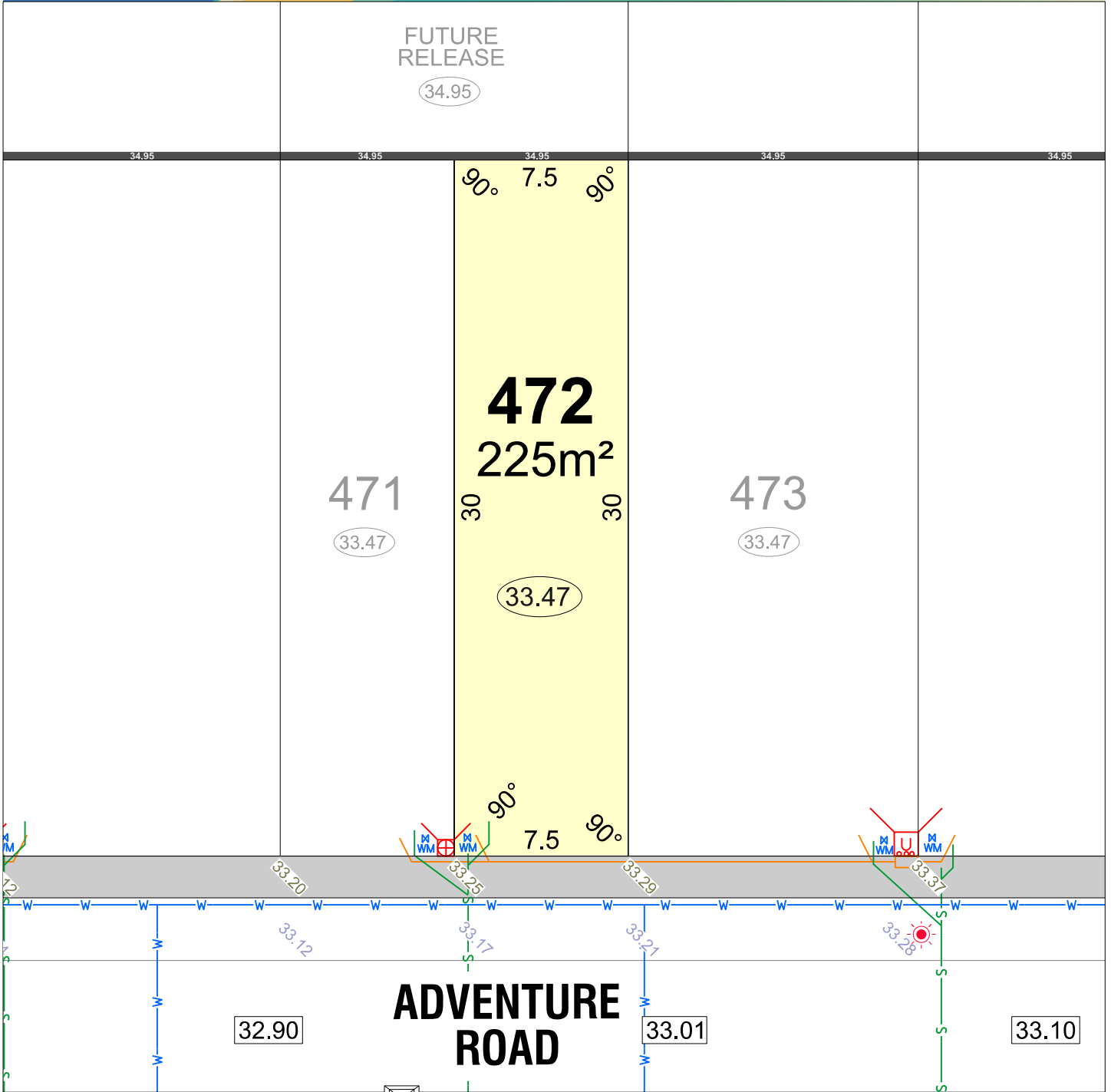


LEGEND

- WATER
- WATER METER
- WATER HYDRANT
- WATER VALVE
- SEWER/ MANHOLE
- STREETLIGHT
- POWER DOME MINI PILLAR
- POWER DOME UNIVERSAL PILLAR
- BELOW GROUND SERVICE PIT
- TRANSFORMER SITE
- 26.54 RETAINING WALL & HEIGHT
- 26.54 REVERSE WALL & HEIGHT
- DRAINAGE
- ACCESS RESTRICTION
- OPTICOMM CONNECTION
- SUGGESTED GARAGE LOCATION
- BAL 12.5 BUSHFIRE ATTACK LEVEL
- 26.80 TOP OF KERB HEIGHT
- 26.16 SPOT LEVEL
- 26.32 PAD LEVEL
- 25.40 ROAD LEVEL
- ACOUSTIC ATTENUATION PACKAGE REQUIREMENT (FOR SINGLE STOREY CONSTRUCTION)
- (A) PACKAGE A
- (B) PACKAGE B
- (C) PACKAGE C
- (S) SPECIALIST



Depicted information subject to approvals and survey.
All dimensions and areas are subject to survey. The particulars on this brochure are supplied for information only and shall not be taken as a representation in any respect on the part of the Vendor or its agent. Authorities should be consulted when services are contained within lot boundaries as building restrictions may apply. All retaining walls and associated easements are shown exaggerated for clarity.

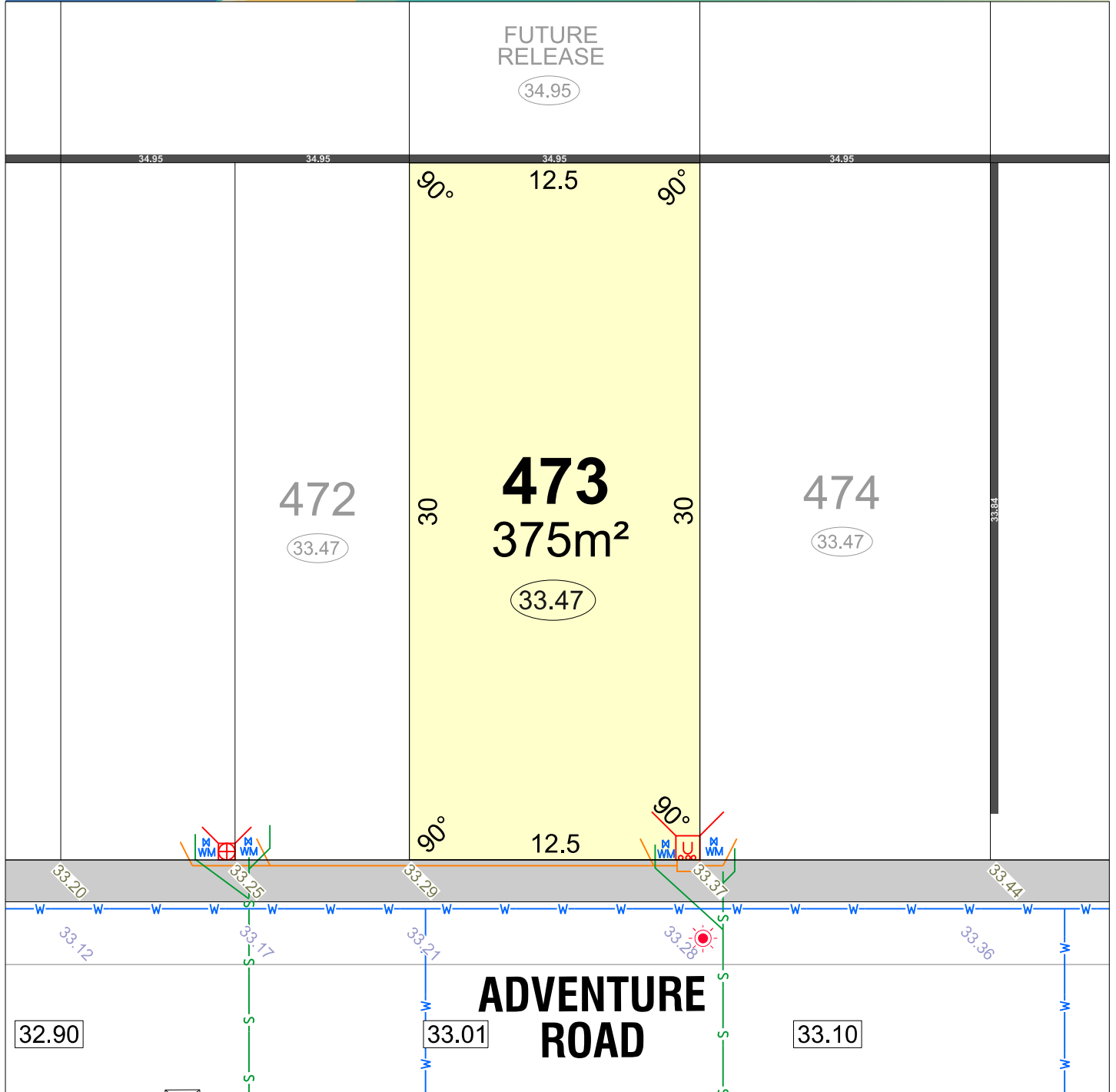


LEGEND

- WATER
- WATER METER
- WATER HYDRANT
- WATER VALVE
- SEWER/ MANHOLE
- STREETLIGHT
- POWER DOME MINI PILLAR
- POWER DOME UNIVERSAL PILLAR
- BELOW GROUND SERVICE PIT
- TRANSFORMER SITE
- RETAINING WALL & HEIGHT
- REVERSE WALL & HEIGHT
- DRAINAGE
- ACCESS RESTRICTION
- OPTICOMM CONNECTION
- SUGGESTED GARAGE LOCATION
- BAL 12.5 BUSHFIRE ATTACK LEVEL
- TOP OF KERB HEIGHT
- SPOT LEVEL
- PAD LEVEL
- ROAD LEVEL
- ACOUSTIC ATTENUATION PACKAGE REQUIREMENT (FOR SINGLE STOREY CONSTRUCTION)
- PACKAGE A
- PACKAGE B
- PACKAGE C
- SPECIALIST



Depicted information subject to approvals and survey.
 All dimensions and areas are subject to survey. The particulars on this brochure are supplied for information only and shall not be taken as a representation in any respect on the part of the Vendor or its agent. Authorities should be consulted when services are contained within lot boundaries as building restrictions may apply. All retaining walls and associated easements are shown exaggerated for clarity.

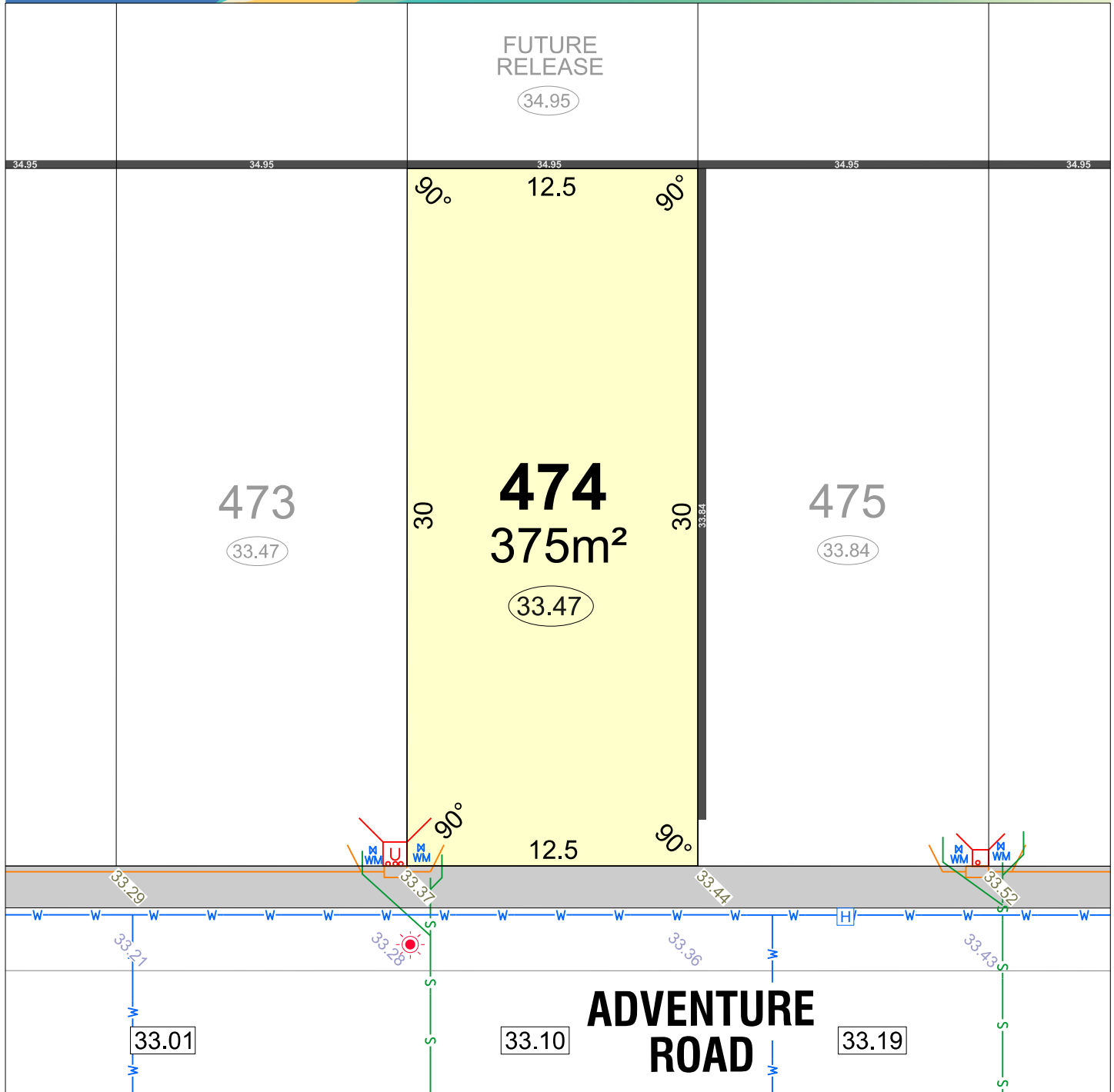


LEGEND

- WATER
- WATER METER
- WATER HYDRANT
- WATER VALVE
- SEWER/ MANHOLE
- STREETLIGHT
- POWER DOME MINI PILLAR
- POWER DOME UNIVERSAL PILLAR
- BELOW GROUND SERVICE PIT
- TRANSFORMER SITE
- RETAINING WALL & HEIGHT
- REVERSE WALL & HEIGHT
- DRAINAGE
- ACCESS RESTRICTION
- OPTICOMM CONNECTION
- SUGGESTED GARAGE LOCATION
- BUSHFIRE ATTACK LEVEL
- TOP OF KERB HEIGHT
- SPOT LEVEL
- PAD LEVEL
- ROAD LEVEL
-
- PACKAGE A
- PACKAGE B
- PACKAGE C
- SPECIALIST



Depicted information subject to approvals and survey.
 All dimensions and areas are subject to survey. The particulars on this brochure are supplied for information only and shall not be taken as a representation in any respect on the part of the Vendor or its agent. Authorities should be consulted when services are contained within lot boundaries as building restrictions may apply. All retaining walls and associated easements are shown exaggerated for clarity.




LEGEND

- WATER
- WATER METER
- WATER HYDRANT
- WATER VALVE
- SEWER/ MANHOLE
- STREETLIGHT
- POWER DOME MINI PILLAR
- POWER DOME UNIVERSAL PILLAR
- BELOW GROUND SERVICE PIT
- TRANSFORMER SITE
- RETAINING WALL & HEIGHT
- REVERSE WALL & HEIGHT
- DRAINAGE
- ACCESS RESTRICTION
- OPTICOMM CONNECTION
- SUGGESTED GARAGE LOCATION
- BAL 12.5 BUSHFIRE ATTACK LEVEL
- TOP OF KERB HEIGHT
- SPOT LEVEL
- PAD LEVEL
- ROAD LEVEL
- A PACKAGE A
- B PACKAGE B
- C PACKAGE C
- S SPECIALIST



Depicted information subject to approvals and survey.
 All dimensions and areas are subject to survey. The particulars on this brochure are supplied for information only and shall not be taken as a representation in any respect on the part of the Vendor or its agent. Authorities should be consulted when services are contained within lot boundaries as building restrictions may apply. All retaining walls and associated easements are shown exaggerated for clarity.



LEGEND

- WATER
- WATER METER
- WATER HYDRANT
- WATER VALVE
- SEWER/ MANHOLE
- STREETLIGHT
- POWER DOME MINI PILLAR
- POWER DOME UNIVERSAL PILLAR
- BELOW GROUND SERVICE PIT
- TRANSFORMER SITE
- RETAINING WALL & HEIGHT
- REVERSE WALL & HEIGHT
- DRAINAGE
- ACCESS RESTRICTION
- OPTICOMM CONNECTION
- SUGGESTED GARAGE LOCATION
- BAL 12.5 BUSHFIRE ATTACK LEVEL
- TOP OF KERB HEIGHT
- SPOT LEVEL
- PAD LEVEL
- ROAD LEVEL
- ACOUSTIC ATTENUATION PACKAGE REQUIREMENT (FOR SINGLE STOREY CONSTRUCTION)
- PACKAGE A
- PACKAGE B
- PACKAGE C
- SPECIALIST



Depicted information subject to approvals and survey.
All dimensions and areas are subject to survey. The particulars on this brochure are supplied for information only and shall not be taken as a representation in any respect on the part of the Vendor or its agent. Authorities should be consulted when services are contained within lot boundaries as building restrictions may apply. All retaining walls and associated easements are shown exaggerated for clarity.

FUTURE RELEASE

34.95

475

33.84

476
225m²

33.84

477

33.84


























ADVENTURE ROAD

33.19

33.28


33.37

LEGEND

-  WATER
-  WATER METER
-  WATER HYDRANT
-  WATER VALVE
-  SEWER/ MANHOLE
-  STREETLIGHT
-  POWER DOME MINI PILLAR
-  POWER DOME UNIVERSAL PILLAR
-  BELOW GROUND SERVICE PIT
-  TRANSFORMER SITE
-  RETAINING WALL & HEIGHT
-  REVERSE WALL & HEIGHT
-  DRAINAGE
-  ACCESS RESTRICTION
-  OPTICOMM CONNECTION
-  SUGGESTED GARAGE LOCATION
-  BAL 12.5 BUSHFIRE ATTACK LEVEL
-  TOP OF KERB HEIGHT
-  SPOT LEVEL
-  PAD LEVEL
-  ROAD LEVEL
-  A PACKAGE A
-  B PACKAGE B
-  C PACKAGE C
-  S SPECIALIST



Depicted information subject to approvals and survey. All dimensions and areas are subject to survey. The particulars on this brochure are supplied for information only and shall not be taken as a representation in any respect on the part of the Vendor or its agent. Authorities should be consulted when services are contained within lot boundaries as building restrictions may apply. All retaining walls and associated easements are shown exaggerated for clarity.



LEGEND

- WATER
- WATER METER
- WATER HYDRANT
- WATER VALVE
- SEWER/ MANHOLE
- STREETLIGHT
- POWER DOME MINI PILLAR
- POWER DOME UNIVERSAL PILLAR
- BELOW GROUND SERVICE PIT
- TRANSFORMER SITE
- RETAINING WALL & HEIGHT
- REVERSE WALL & HEIGHT
- DRAINAGE
- ACCESS RESTRICTION
- OPTICOMM CONNECTION
- SUGGESTED GARAGE LOCATION
- BAL 12.5 BUSHFIRE ATTACK LEVEL
- TOP OF KERB HEIGHT
- SPOT LEVEL
- PAD LEVEL
- ROAD LEVEL
- ACOUSTIC ATTENUATION PACKAGE REQUIREMENT (FOR SINGLE STOREY CONSTRUCTION)
- PACKAGE A
- PACKAGE B
- PACKAGE C
- SPECIALIST



Depicted information subject to approvals and survey.
All dimensions and areas are subject to survey. The particulars on this brochure are supplied for information only and shall not be taken as a representation in any respect on the part of the Vendor or its agent. Authorities should be consulted when services are contained within lot boundaries as building restrictions may apply. All retaining walls and associated easements are shown exaggerated for clarity.

FUTURE
RELEASE

(34.95)

34.95

34.95

34.95

34.95

90° 10.5 90°

477

(33.84)

478
315m²

(33.84)

479


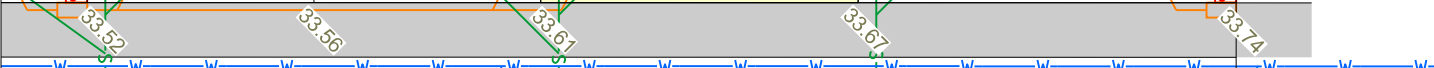
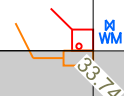
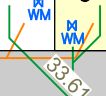
(33.84)

30 30

10.5

90°

90°



**ADVENTURE
ROAD**

33.28

33.37

33.46

LEGEND

- WATER
- WATER METER
- WATER HYDRANT
- WATER VALVE
- SEWER/ MANHOLE
- STREETLIGHT
- POWER DOME MINI PILLAR
- POWER DOME UNIVERSAL PILLAR
- BELOW GROUND SERVICE PIT
- TRANSFORMER SITE
- 26.54 RETAINING WALL & HEIGHT
- 26.54 REVERSE WALL & HEIGHT
- DRAINAGE
- ACCESS RESTRICTION
- OPTICOMM CONNECTION
- SUGGESTED GARAGE LOCATION
- BAL 12.5 BUSHFIRE ATTACK LEVEL
- 26.80 TOP OF KERB HEIGHT
- 26.16 SPOT LEVEL
- 26.32 PAD LEVEL
- 25.40 ROAD LEVEL
- ACOUSTIC ATTENUATION PACKAGE REQUIREMENT (FOR SINGLE STOREY CONSTRUCTION)
- (A) PACKAGE A
- (B) PACKAGE B
- (C) PACKAGE C
- (S) SPECIALIST



Depicted information subject to approvals and survey.
All dimensions and areas are subject to survey. The particulars on this brochure are supplied for information only and shall not be taken as a representation in any respect on the part of the Vendor or its agent. Authorities should be consulted when services are contained within lot boundaries as building restrictions may apply. All retaining walls and associated easements are shown exaggerated for clarity.

FUTURE
RELEASE

34.95

478

33.84

479
375m²

33.84

FUTURE
RELEASE

34.21

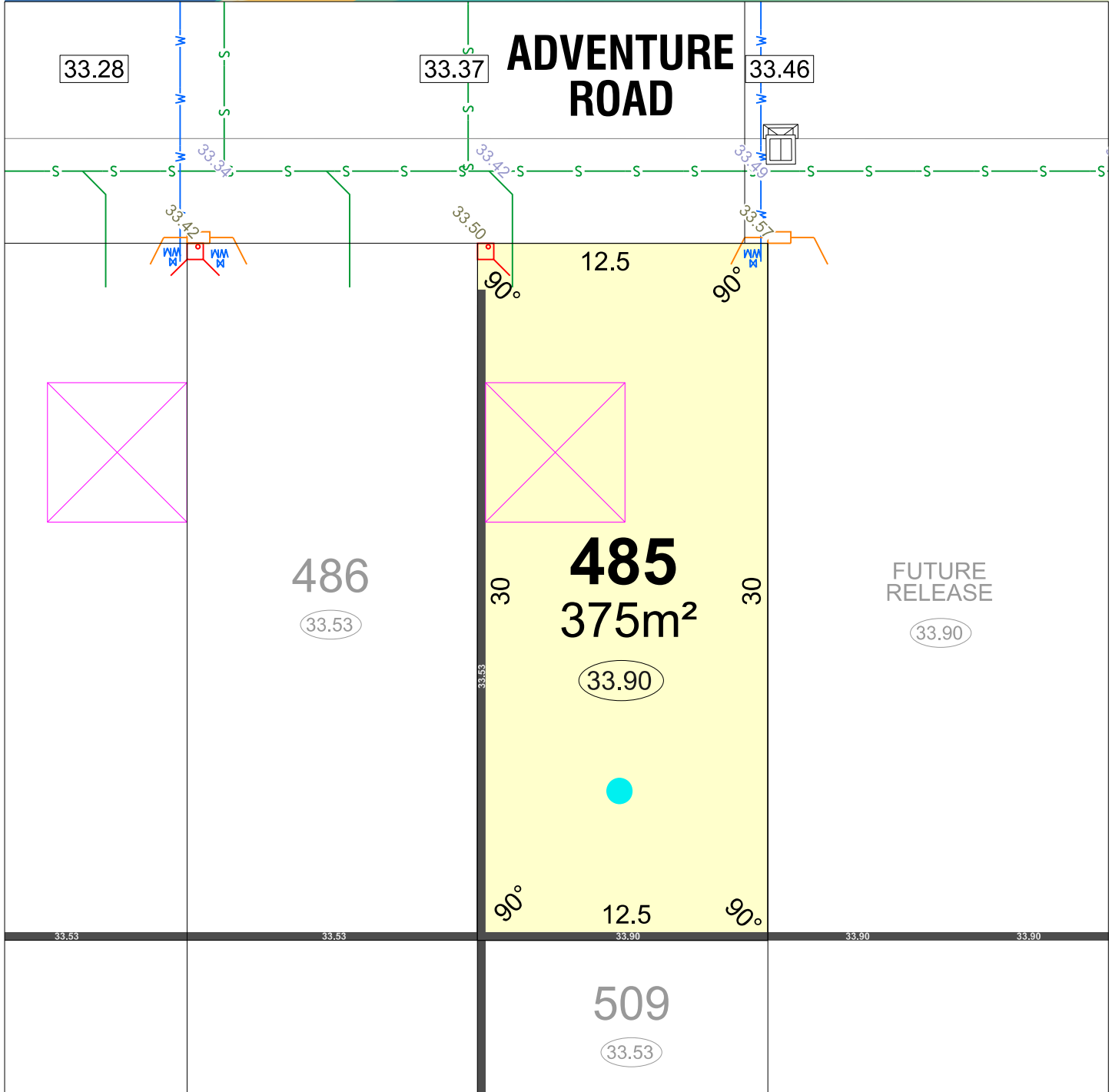
ADVENTURE
ROAD

LEGEND

- WATER
- WATER METER
- WATER HYDRANT
- WATER VALVE
- SEWER/ MANHOLE
- STREETLIGHT
- POWER DOME MINI PILLAR
- POWER DOME UNIVERSAL PILLAR
- BELOW GROUND SERVICE PIT
- TRANSFORMER SITE
- RETAINING WALL & HEIGHT
- REVERSE WALL & HEIGHT
- DRAINAGE
- ACCESS RESTRICTION
- OPTICOMM CONNECTION
- SUGGESTED GARAGE LOCATION
- BAL 12.5 BUSHFIRE ATTACK LEVEL
- TOP OF KERB HEIGHT
- SPOT LEVEL
- PAD LEVEL
- ROAD LEVEL
- ACOUSTIC ATTENUATION PACKAGE REQUIREMENT (FOR SINGLE STOREY CONSTRUCTION)
- PACKAGE A
- PACKAGE B
- PACKAGE C
- SPECIALIST



Depicted information subject to approvals and survey.
 All dimensions and areas are subject to survey. The particulars on this brochure are supplied for information only and shall not be taken as a representation in any respect on the part of the Vendor or its agent. Authorities should be consulted when services are contained within lot boundaries as building restrictions may apply. All retaining walls and associated easements are shown exaggerated for clarity.




LEGEND

- WATER
- WATER METER
- WATER HYDRANT
- WATER VALVE
- SEWER/ MANHOLE
- STREETLIGHT
- POWER DOME MINI PILLAR
- POWER DOME UNIVERSAL PILLAR
- BELOW GROUND SERVICE PIT
- TRANSFORMER SITE
- 26.54 RETAINING WALL & HEIGHT
- 26.54 REVERSE WALL & HEIGHT
- DRAINAGE
- ACCESS RESTRICTION
- OPTICOMM CONNECTION
- SUGGESTED GARAGE LOCATION
- BAL 12.5 BUSHFIRE ATTACK LEVEL
- 26.80 TOP OF KERB HEIGHT
- 26.16 SPOT LEVEL
- 26.32 PAD LEVEL
- 25.40 ROAD LEVEL
- ACOUSTIC ATTENUATION PACKAGE REQUIREMENT (FOR SINGLE STOREY CONSTRUCTION)
- (A) PACKAGE A
- (B) PACKAGE B
- (C) PACKAGE C
- (S) SPECIALIST



Depicted information subject to approvals and survey.
 All dimensions and areas are subject to survey. The particulars on this brochure are supplied for information only and shall not be taken as a representation in any respect on the part of the Vendor or its agent. Authorities should be consulted when services are contained within lot boundaries as building restrictions may apply. All retaining walls and associated easements are shown exaggerated for clarity.

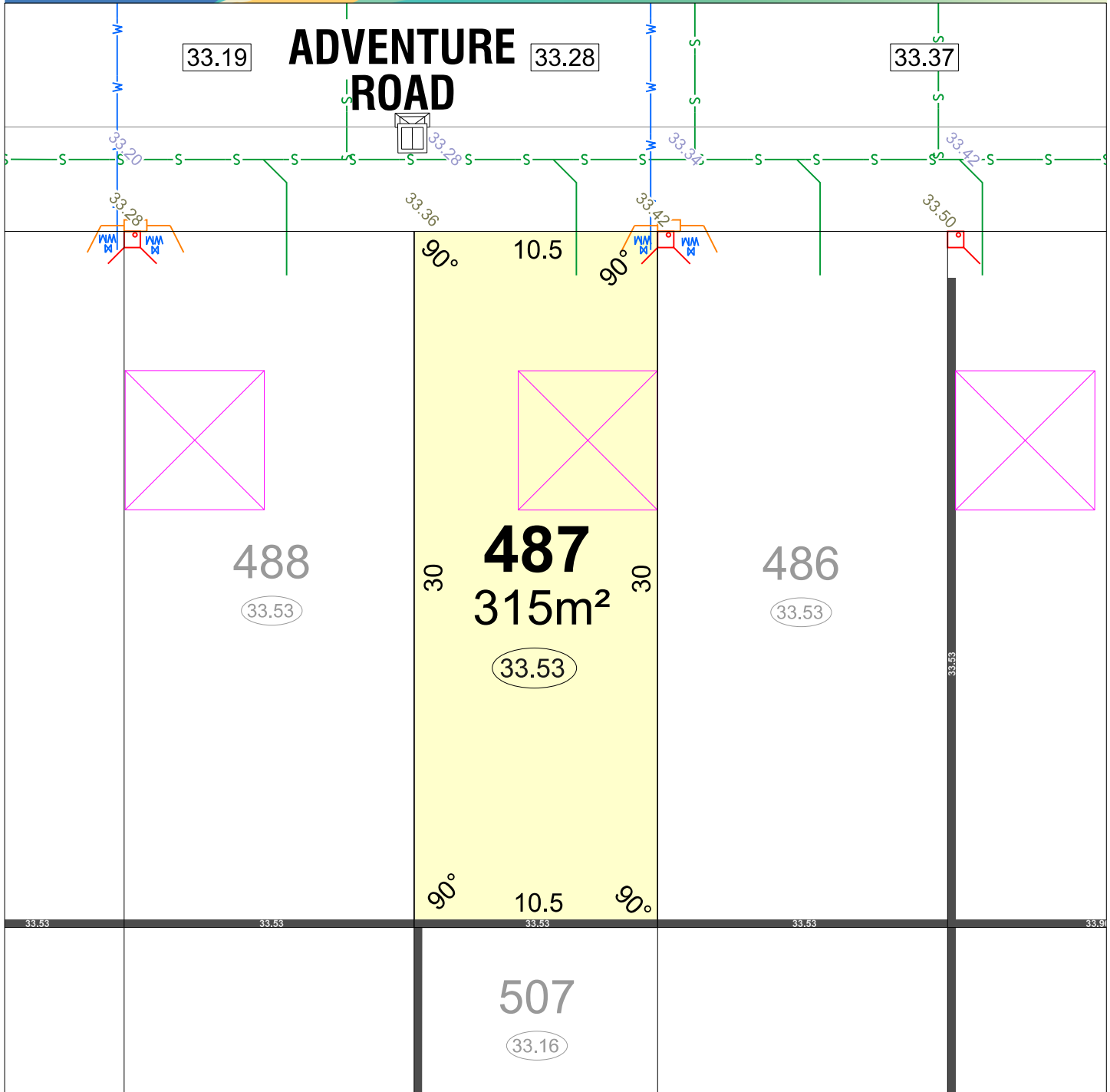


LEGEND

- | | | |
|-----------------------------|--------------------------------|---|
| WATER | TRANSFORMER SITE | TOP OF KERB HEIGHT |
| WATER METER | RETAINING WALL & HEIGHT | SPOT LEVEL |
| WATER HYDRANT | REVERSE WALL & HEIGHT | PAD LEVEL |
| WATER VALVE | DRAINAGE | ROAD LEVEL |
| SEWER/ MANHOLE | ACCESS RESTRICTION | ACOUSTIC ATTENUATION PACKAGE REQUIREMENT (FOR SINGLE STOREY CONSTRUCTION) |
| STREETLIGHT | OPTICOMM CONNECTION | (A) PACKAGE A |
| POWER DOME MINI PILLAR | SUGGESTED GARAGE LOCATION | (B) PACKAGE B |
| POWER DOME UNIVERSAL PILLAR | BAL 12.5 BUSHFIRE ATTACK LEVEL | (C) PACKAGE C |
| BELOW GROUND SERVICE PIT | | (S) SPECIALIST |



Depicted information subject to approvals and survey.
 All dimensions and areas are subject to survey. The particulars on this brochure are supplied for information only and shall not be taken as a representation in any respect on the part of the Vendor or its agent. Authorities should be consulted when services are contained within lot boundaries as building restrictions may apply. All retaining walls and associated easements are shown exaggerated for clarity.

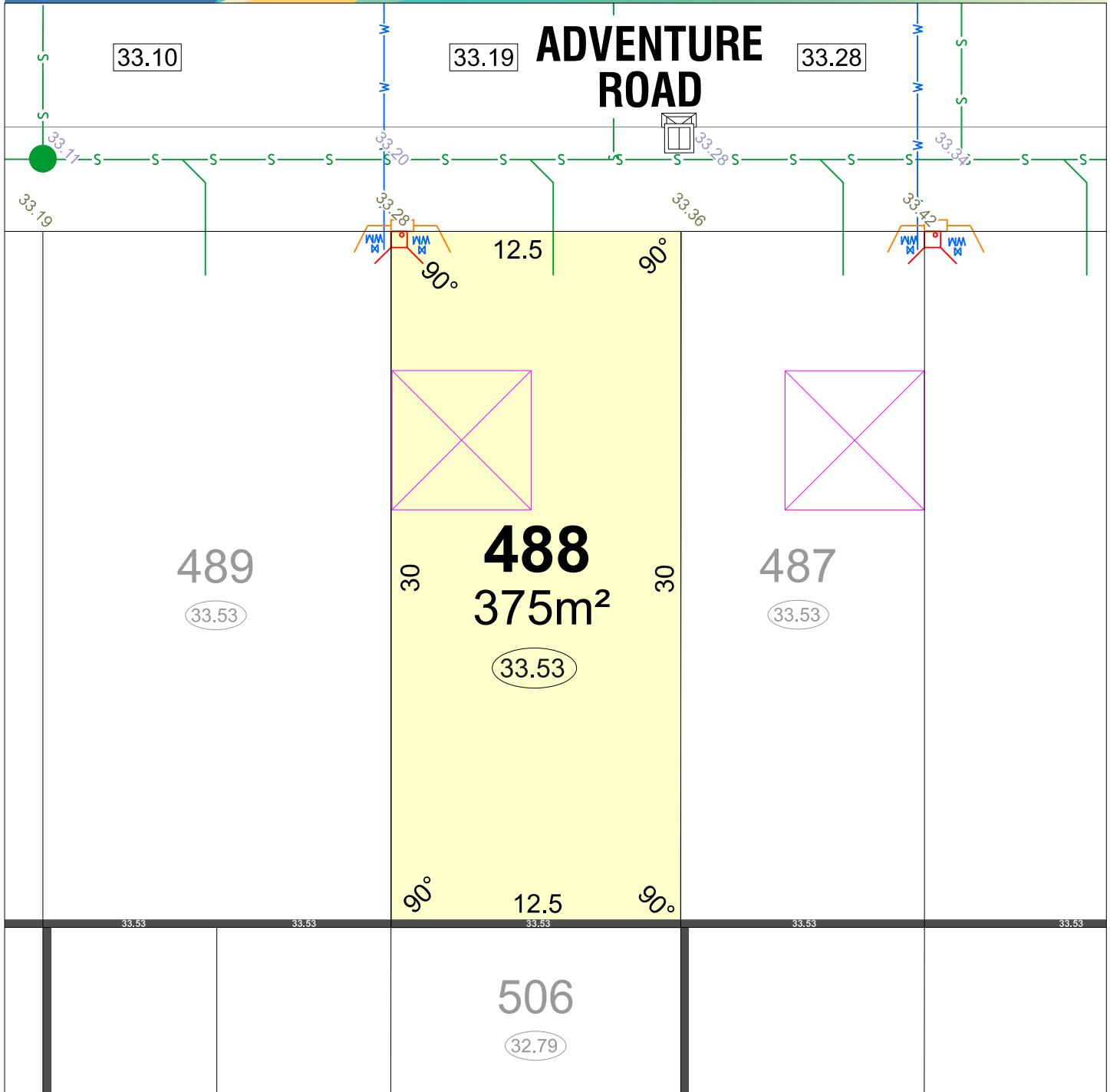


LEGEND

- WATER
- WATER METER
- WATER HYDRANT
- WATER VALVE
- SEWER/ MANHOLE
- STREETLIGHT
- POWER DOME MINI PILLAR
- POWER DOME UNIVERSAL PILLAR
- BELOW GROUND SERVICE PIT
- TRANSFORMER SITE
- 26.54 RETAINING WALL & HEIGHT
- 26.54 REVERSE WALL & HEIGHT
- DRAINAGE
- ACCESS RESTRICTION
- OPTICOMM CONNECTION
- SUGGESTED GARAGE LOCATION
- BAL 12.5 BUSHFIRE ATTACK LEVEL
- 26.80 TOP OF KERB HEIGHT
- 26.16 SPOT LEVEL
- 26.32 PAD LEVEL
- 26.40 ROAD LEVEL
- ACOUSTIC ATTENUATION PACKAGE REQUIREMENT (FOR SINGLE STOREY CONSTRUCTION)
- (A) PACKAGE A
- (B) PACKAGE B
- (C) PACKAGE C
- (S) SPECIALIST



Depicted information subject to approvals and survey.
 All dimensions and areas are subject to survey. The particulars on this brochure are supplied for information only and shall not be taken as a representation in any respect on the part of the Vendor or its agent. Authorities should be consulted when services are contained within lot boundaries as building restrictions may apply. All retaining walls and associated easements are shown exaggerated for clarity.

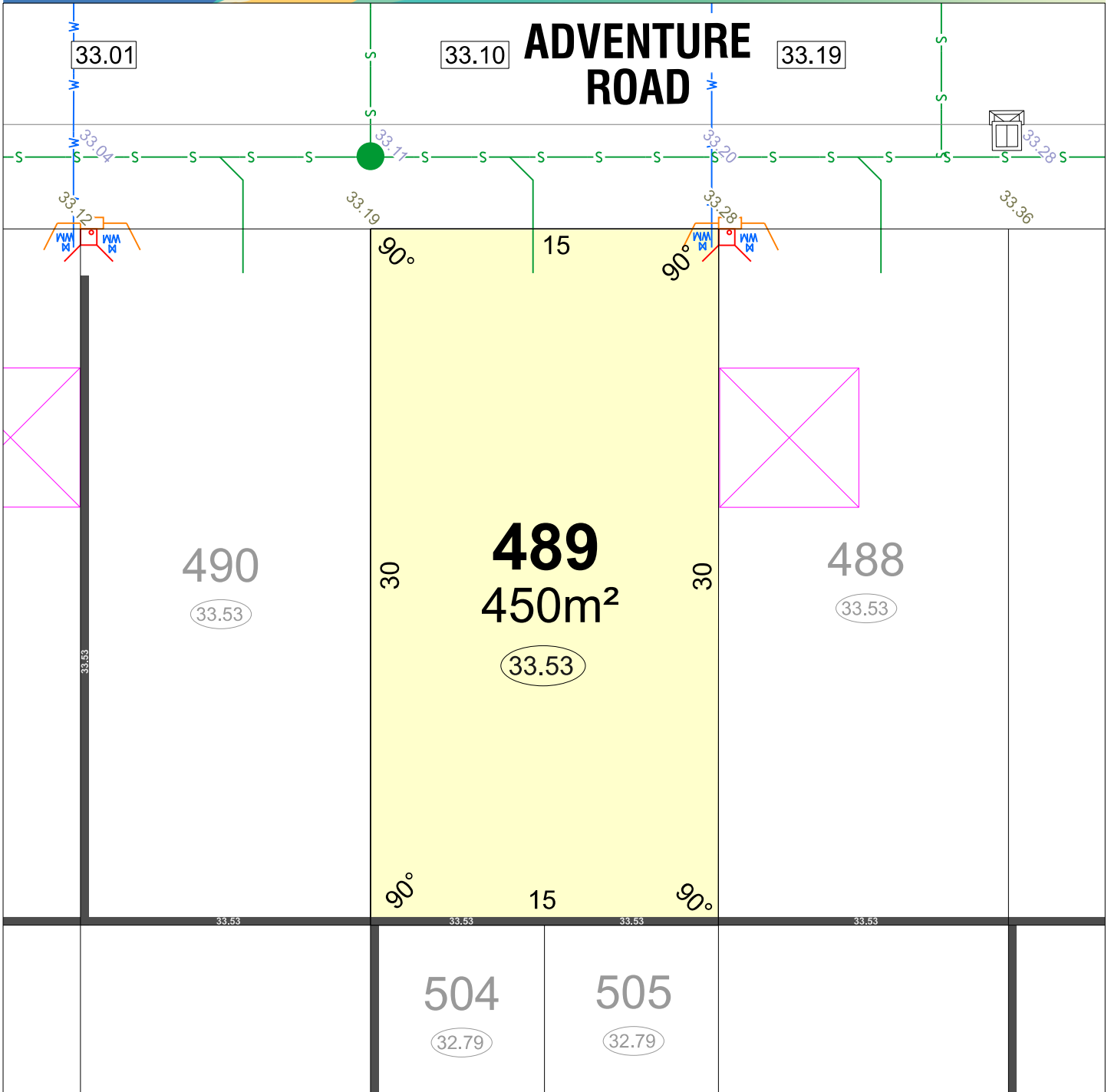


LEGEND

- WATER
- WATER METER
- WATER HYDRANT
- WATER VALVE
- SEWER/ MANHOLE
- STREETLIGHT
- POWER DOME MINI PILLAR
- POWER DOME UNIVERSAL PILLAR
- BELOW GROUND SERVICE PIT
- TRANSFORMER SITE
- 26.54 RETAINING WALL & HEIGHT
- 26.54 REVERSE WALL & HEIGHT
- DRAINAGE
- ACCESS RESTRICTION
- OPTICOMM CONNECTION
- SUGGESTED GARAGE LOCATION
- BAL 12.5 BUSHFIRE ATTACK LEVEL
- 26.80 TOP OF KERB HEIGHT
- 26.16 SPOT LEVEL
- 26.32 PAD LEVEL
- 25.40 ROAD LEVEL
- ACOUSTIC ATTENUATION PACKAGE REQUIREMENT (FOR SINGLE STOREY CONSTRUCTION)
- (A) PACKAGE A
- (B) PACKAGE B
- (C) PACKAGE C
- (S) SPECIALIST



Depicted information subject to approvals and survey.
 All dimensions and areas are subject to survey. The particulars on this brochure are supplied for information only and shall not be taken as a representation in any respect on the part of the Vendor or its agent. Authorities should be consulted when services are contained within lot boundaries as building restrictions may apply. All retaining walls and associated easements are shown exaggerated for clarity.

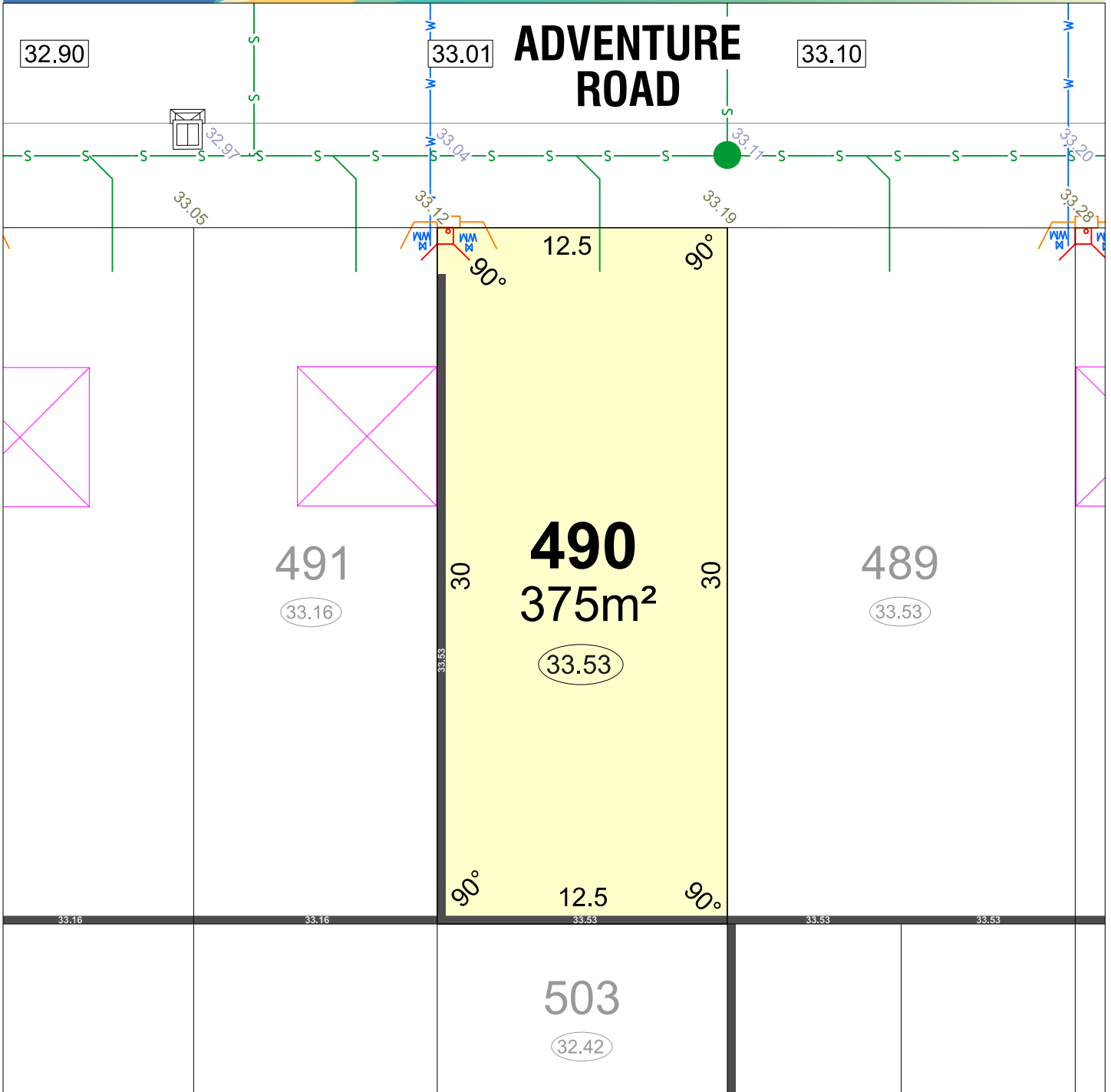


LEGEND

- WATER
- WATER METER
- WATER HYDRANT
- WATER VALVE
- SEWER/ MANHOLE
- STREETLIGHT
- POWER DOME MINI PILLAR
- POWER DOME UNIVERSAL PILLAR
- BELOW GROUND SERVICE PIT
- TRANSFORMER SITE
- 26.54 RETAINING WALL & HEIGHT
- 26.54 REVERSE WALL & HEIGHT
- DRAINAGE
- ACCESS RESTRICTION
- OPTICOMM CONNECTION
- SUGGESTED GARAGE LOCATION
- BAL 12.5 BUSHFIRE ATTACK LEVEL
- 26.80 TOP OF KERB HEIGHT
- 26.16 SPOT LEVEL
- 26.32 PAD LEVEL
- 25.40 ROAD LEVEL
- ACOUSTIC ATTENUATION PACKAGE REQUIREMENT (FOR SINGLE STOREY CONSTRUCTION)
- (A) PACKAGE A
- (B) PACKAGE B
- (C) PACKAGE C
- (S) SPECIALIST



Depicted information subject to approvals and survey.
 All dimensions and areas are subject to survey. The particulars on this brochure are supplied for information only and shall not be taken as a representation in any respect on the part of the Vendor or its agent. Authorities should be consulted when services are contained within lot boundaries as building restrictions may apply. All retaining walls and associated easements are shown exaggerated for clarity.

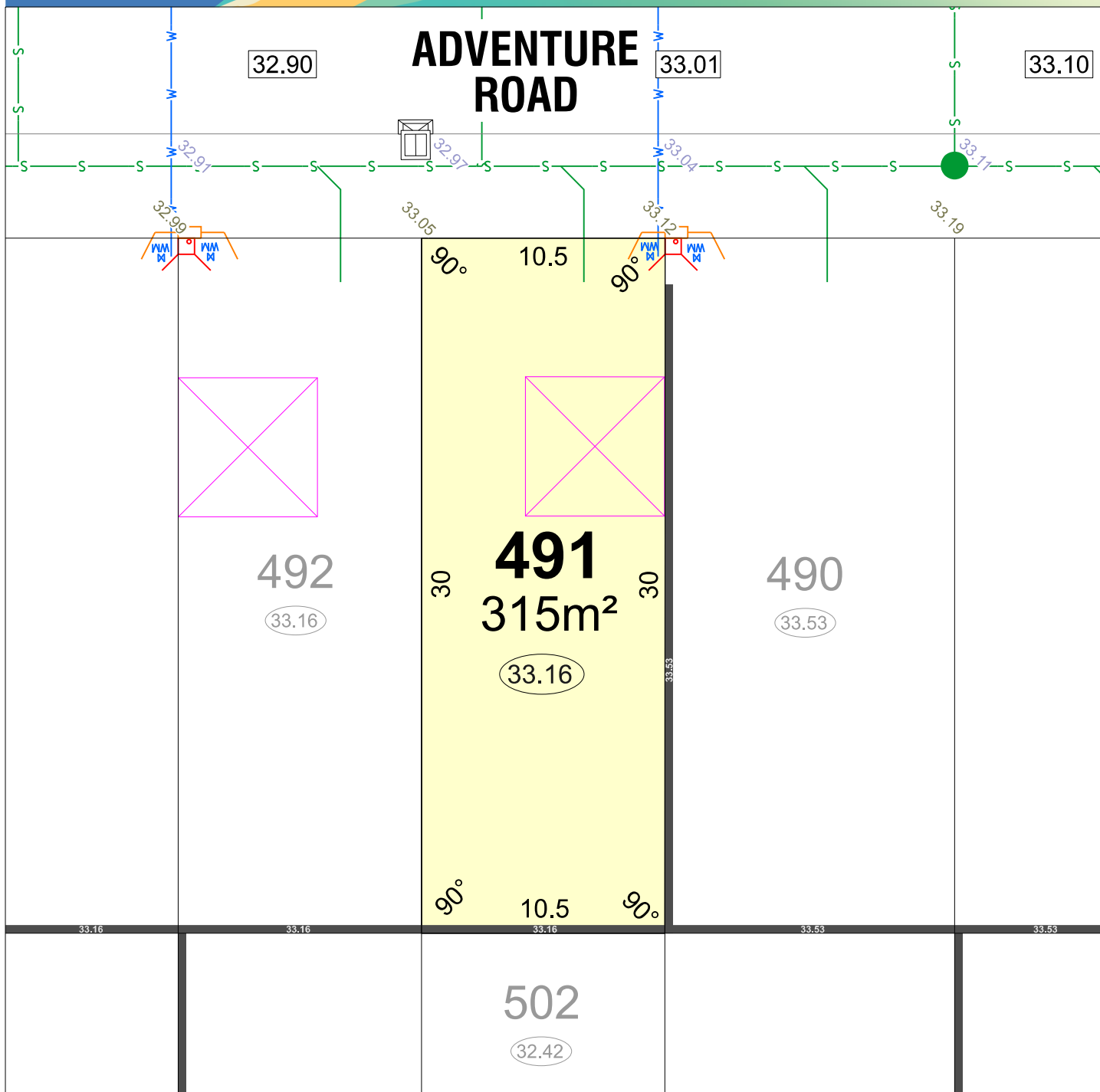


LEGEND

- WATER
- WATER METER
- WATER HYDRANT
- WATER VALVE
- SEWER/ MANHOLE
- STREETLIGHT
- POWER DOME MINI PILLAR
- POWER DOME UNIVERSAL PILLAR
- BELOW GROUND SERVICE PIT
- TRANSFORMER SITE
- 26.54 RETAINING WALL & HEIGHT
- 26.54 REVERSE WALL & HEIGHT
- DRAINAGE
- ACCESS RESTRICTION
- OPTICOMM CONNECTION
- SUGGESTED GARAGE LOCATION
- BAL 12.5 BUSHFIRE ATTACK LEVEL
- 26.80 TOP OF KERB HEIGHT
- 26.16 SPOT LEVEL
- 26.32 PAD LEVEL
- 25.40 ROAD LEVEL
- ACOUSTIC ATTENUATION PACKAGE REQUIREMENT (FOR SINGLE STOREY CONSTRUCTION)
- (A) PACKAGE A
- (B) PACKAGE B
- (C) PACKAGE C
- (S) SPECIALIST




Depicted information subject to approvals and survey.
 All dimensions and areas are subject to survey. The particulars on this brochure are supplied for information only and shall not be taken as a representation in any respect on the part of the Vendor or its agent. Authorities should be consulted when services are contained within lot boundaries as building restrictions may apply. All retaining walls and associated easements are shown exaggerated for clarity.

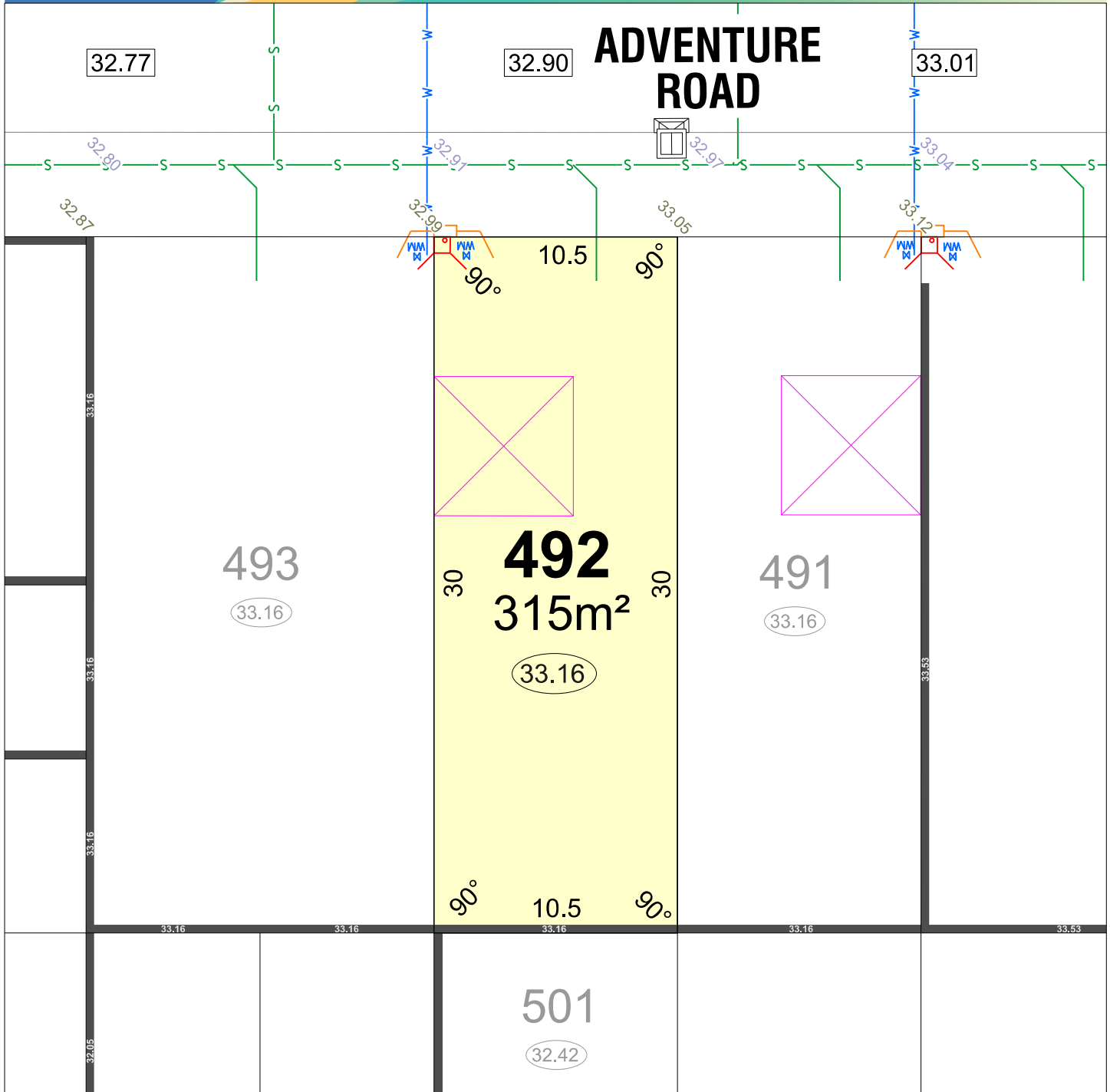


LEGEND

- WATER
- WATER METER
- WATER HYDRANT
- WATER VALVE
- SEWER/ MANHOLE
- STREETLIGHT
- POWER DOME MINI PILLAR
- POWER DOME UNIVERSAL PILLAR
- BELOW GROUND SERVICE PIT
- TRANSFORMER SITE
- 26.54 RETAINING WALL & HEIGHT
- 26.54 REVERSE WALL & HEIGHT
- DRAINAGE
- ACCESS RESTRICTION
- OPTICOMM CONNECTION
- SUGGESTED GARAGE LOCATION
- BAL 12.5 BUSHFIRE ATTACK LEVEL
- 26.80 TOP OF KERB HEIGHT
- 26.16 SPOT LEVEL
- 26.32 PAD LEVEL
- 25.40 ROAD LEVEL
- ACOUSTIC ATTENUATION PACKAGE REQUIREMENT (FOR SINGLE STOREY CONSTRUCTION)
- (A) PACKAGE A
- (B) PACKAGE B
- (C) PACKAGE C
- (S) SPECIALIST



Depicted information subject to approvals and survey.
 All dimensions and areas are subject to survey. The particulars on this brochure are supplied for information only and shall not be taken as a representation in any respect on the part of the Vendor or its agent. Authorities should be consulted when services are contained within lot boundaries as building restrictions may apply. All retaining walls and associated easements are shown exaggerated for clarity.

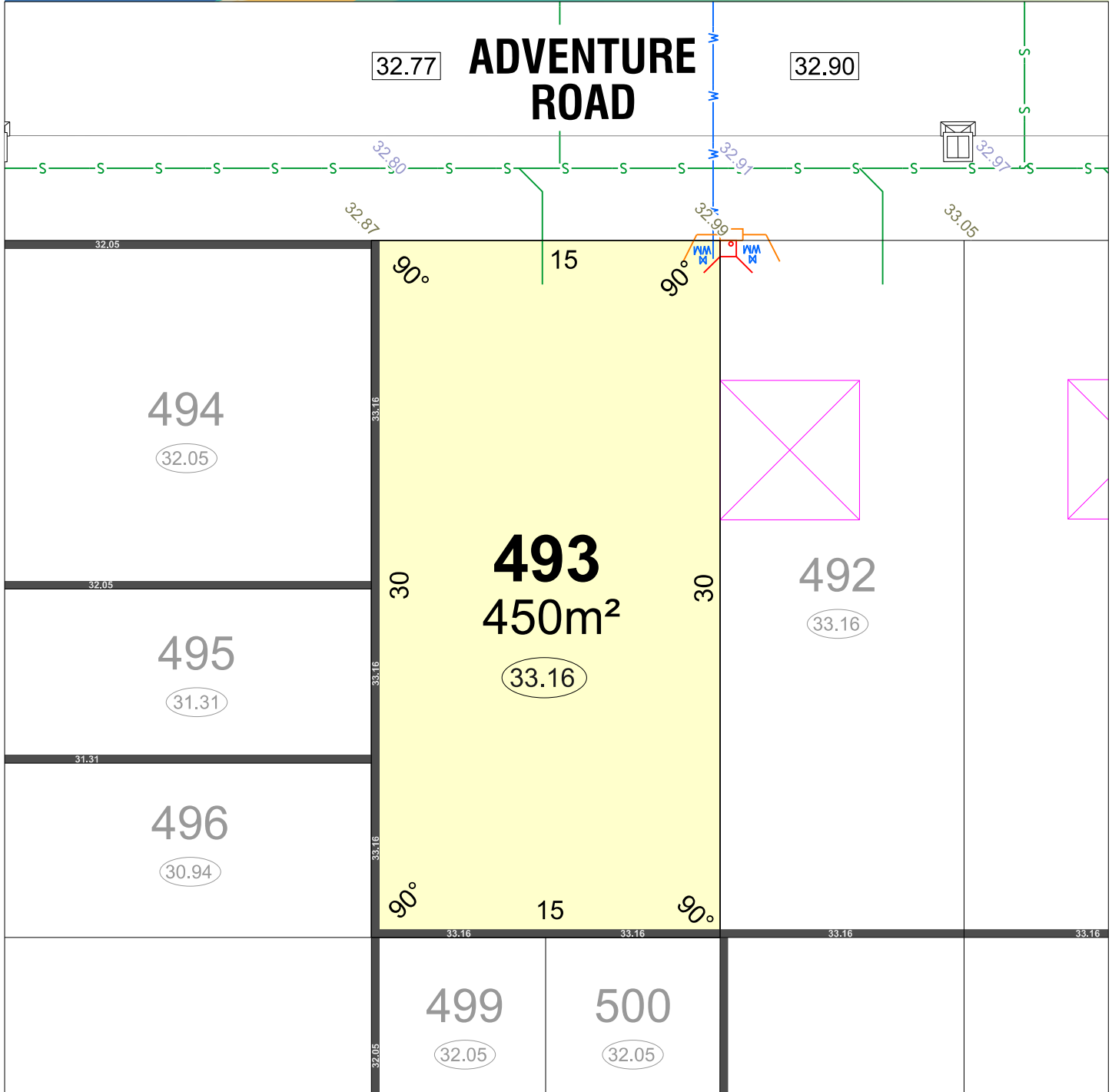


LEGEND

- WATER
- WATER METER
- WATER HYDRANT
- WATER VALVE
- SEWER/ MANHOLE
- STREETLIGHT
- POWER DOME MINI PILLAR
- POWER DOME UNIVERSAL PILLAR
- BELOW GROUND SERVICE PIT
- TRANSFORMER SITE
- 26.54 RETAINING WALL & HEIGHT
- 26.54 REVERSE WALL & HEIGHT
- DRAINAGE
- ACCESS RESTRICTION
- OPTICOMM CONNECTION
- SUGGESTED GARAGE LOCATION
- BAL 12.5 BUSHFIRE ATTACK LEVEL
- 26.80 TOP OF KERB HEIGHT
- 26.16 SPOT LEVEL
- 26.32 PAD LEVEL
- 25.40 ROAD LEVEL
- ACOUSTIC ATTENUATION PACKAGE REQUIREMENT (FOR SINGLE STOREY CONSTRUCTION)
- (A) PACKAGE A
- (B) PACKAGE B
- (C) PACKAGE C
- (S) SPECIALIST



Depicted information subject to approvals and survey.
 All dimensions and areas are subject to survey. The particulars on this brochure are supplied for information only and shall not be taken as a representation in any respect on the part of the Vendor or its agent. Authorities should be consulted when services are contained within lot boundaries as building restrictions may apply. All retaining walls and associated easements are shown exaggerated for clarity.

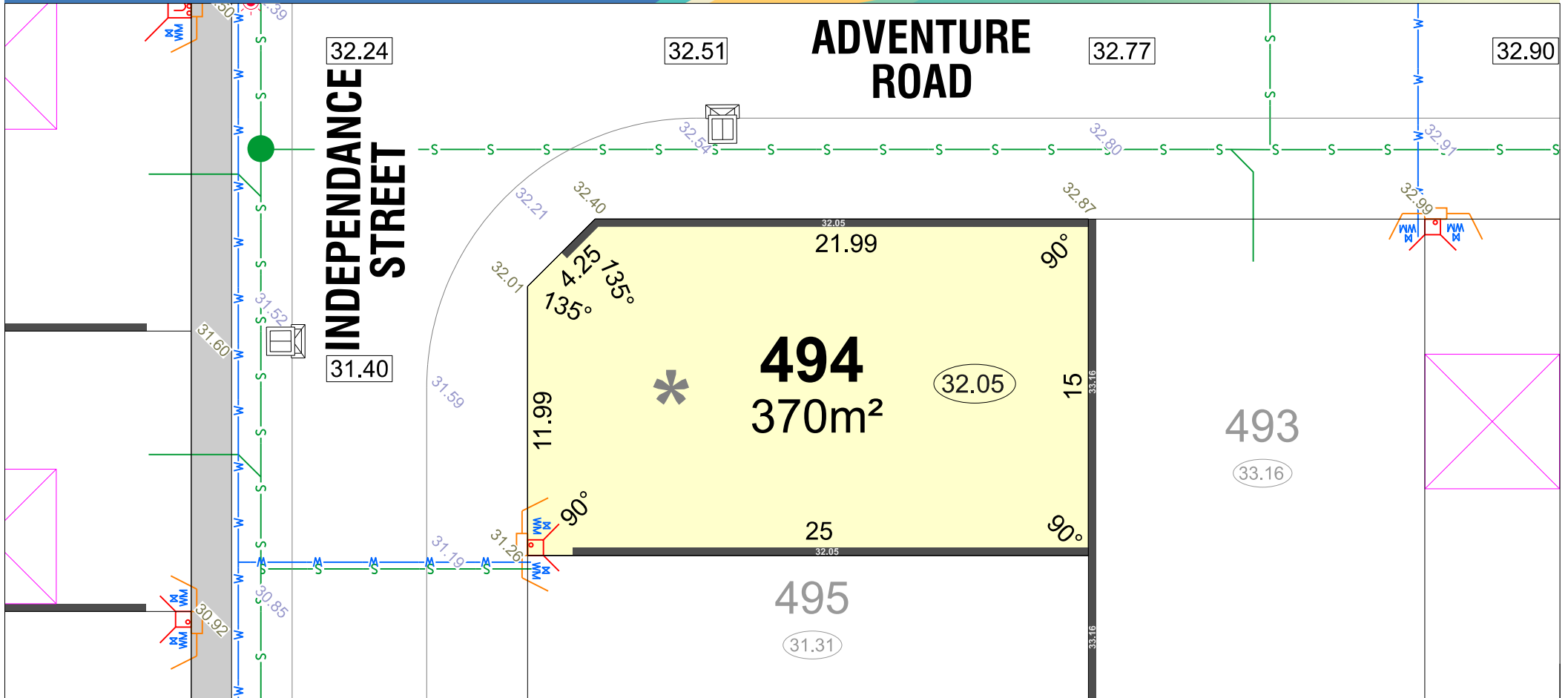


LEGEND

- WATER
- WATER METER
- WATER HYDRANT
- WATER VALVE
- SEWER/ MANHOLE
- STREETLIGHT
- POWER DOME MINI PILLAR
- POWER DOME UNIVERSAL PILLAR
- BELOW GROUND SERVICE PIT
- TRANSFORMER SITE
- 26.54 RETAINING WALL & HEIGHT
- 26.54 REVERSE WALL & HEIGHT
- DRAINAGE
- ACCESS RESTRICTION
- OPTICOMM CONNECTION
- SUGGESTED GARAGE LOCATION
- BAL 12.5 BUSHFIRE ATTACK LEVEL
- 26.80 TOP OF KERB HEIGHT
- 26.16 SPOT LEVEL
- 26.32 PAD LEVEL
- 25.40 ROAD LEVEL
- ACOUSTIC ATTENUATION PACKAGE REQUIREMENT (FOR SINGLE STOREY CONSTRUCTION)
 - (A) PACKAGE A
 - (B) PACKAGE B
 - (C) PACKAGE C
 - (S) SPECIALIST



Depicted information subject to approvals and survey.
 All dimensions and areas are subject to survey. The particulars on this brochure are supplied for information only and shall not be taken as a representation in any respect on the part of the Vendor or its agent. Authorities should be consulted when services are contained within lot boundaries as building restrictions may apply. All retaining walls and associated easements are shown exaggerated for clarity.



LEGEND

— W — WATER

WM WATER METER

H WATER HYDRANT

⊗ WATER VALVE

⊠ POWER DOME MINI PILLAR

⊠ POWER DOME UNIVERSAL PILLAR

⊠ BELOW GROUND SERVICE PIT

⊠ DRAINAGE

⊠ ACCESS RESTRICTION

⊠ SUGGESTED GARAGE LOCATION

⊠ OPTICOMM CONNECTION

● S SEWER/ MANHOLE

⊠ TRANSFORMER SITE

⊠ STREETLIGHT

BAL 12.5 ● BUSHFIRE ATTACK LEVEL

26.54 RETAINING WALL & HEIGHT

26.54 REVERSE WALL & HEIGHT

* HOUSING AUTHORITY RETAINED

24.99 TOP OF KERB HEIGHT

26.16 SPOT LEVEL

26.32 PAD LEVEL

25.40 ROAD LEVEL

ACOUSTIC ATTENUATION PACKAGE REQUIREMENT (FOR SECOND STOREY CONSTRUCTION)

Ⓐ PACKAGE A

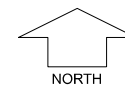
Ⓑ PACKAGE B

Ⓒ PACKAGE C

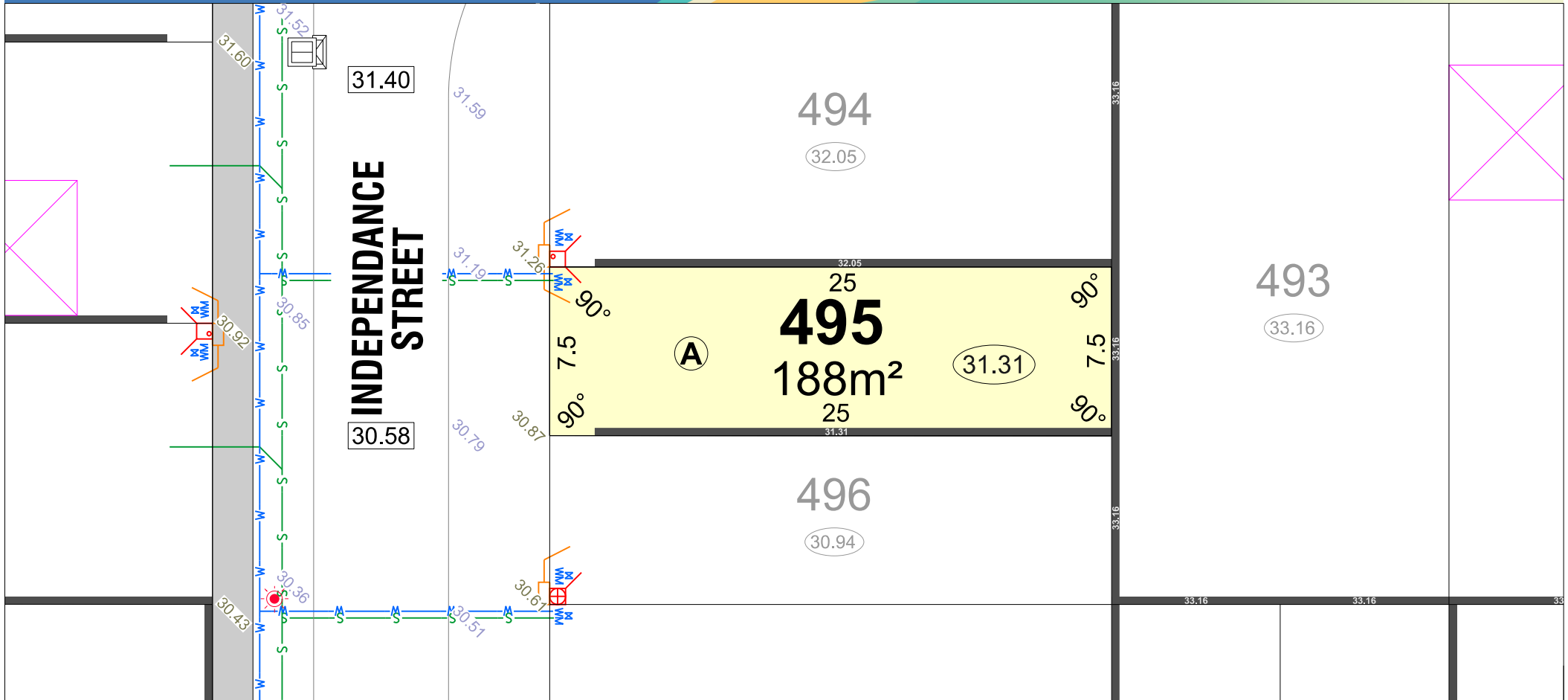
Ⓓ SPECIALIST

parcel.

Depicted information subject to approvals and survey.
All dimensions and areas are subject to survey. The particulars on this brochure are supplied for information only and shall not be taken as a representation in any respect on the part of the Vendor or its agent. Authorities should be consulted when services are contained within lot boundaries as building restrictions may apply. All retaining walls and associated easements are shown exaggerated for clarity.



SCALE 1:250



LEGEND

— W — WATER

WM WATER METER

H WATER HYDRANT

⊗ WATER VALVE

⊠ POWER DOME MINI PILLAR

⊡ POWER DOME UNIVERSAL PILLAR

⊞ BELOW GROUND SERVICE PIT

⊞ DRAINAGE

⊞ ACCESS RESTRICTION

⊞ SUGGESTED GARAGE LOCATION

⊞ OPTICOMM CONNECTION

— S — SEWER/ MANHOLE

⊞ TRANSFORMER SITE

⊞ STREETLIGHT

BAL 12.5 ● BUSHFIRE ATTACK LEVEL

26.54 RETAINING WALL & HEIGHT

26.54 REVERSE WALL & HEIGHT

* 24.99 HOUSING AUTHORITY RETAINED

26.16 TOP OF KERB HEIGHT

26.32 SPOT LEVEL

25.40 PAD LEVEL

25.40 ROAD LEVEL

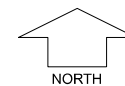
ACOUSTIC ATTENUATION PACKAGE REQUIREMENT (FOR SECOND STOREY CONSTRUCTION)

Ⓐ PACKAGE A

Ⓑ PACKAGE B

Ⓒ PACKAGE C

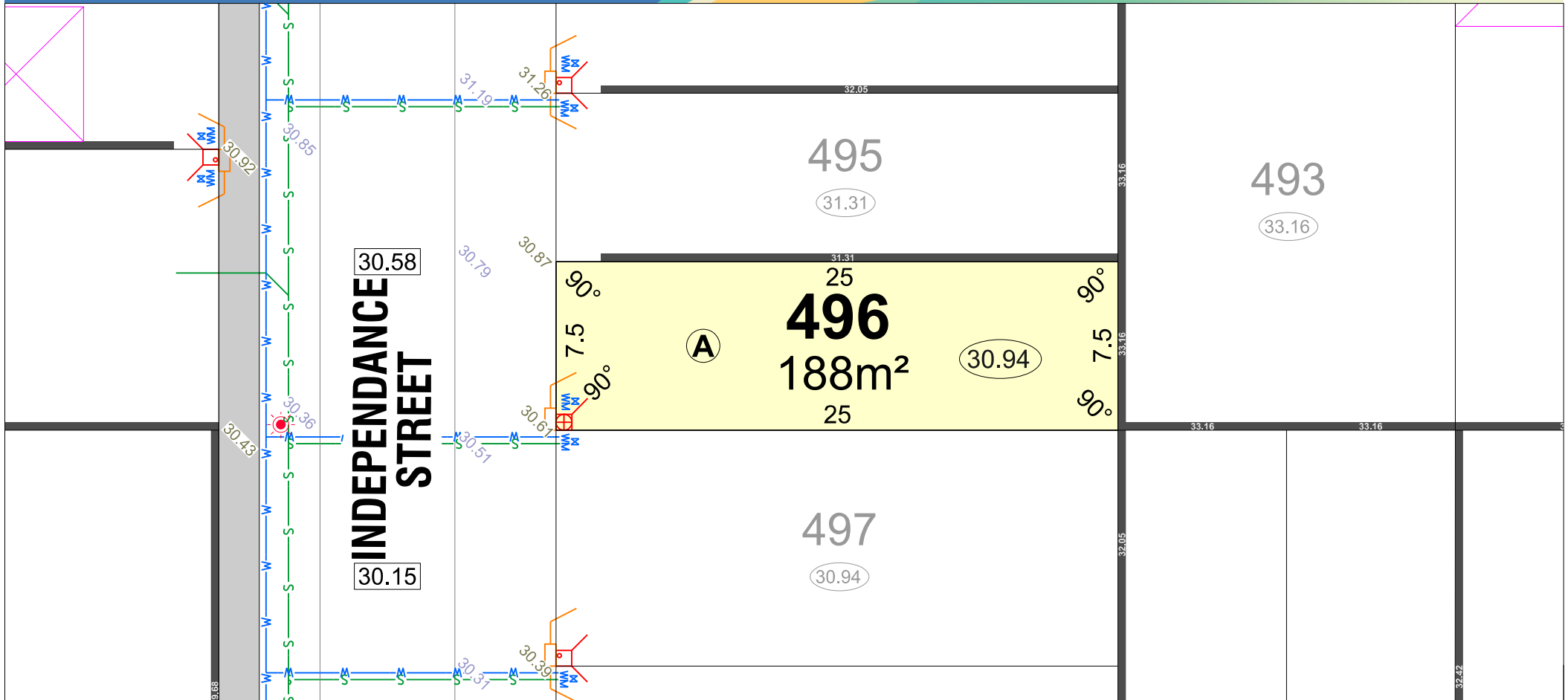
Ⓓ SPECIALIST



SCALE 1:250

parcel.

Depicted information subject to approvals and survey.
All dimensions and areas are subject to survey. The particulars on this brochure are supplied for information only and shall not be taken as a representation in any respect on the part of the Vendor or its agent. Authorities should be consulted when services are contained within lot boundaries as building restrictions may apply. All retaining walls and associated easements are shown exaggerated for clarity.



LEGEND

W WATER

WM WATER METER

H WATER HYDRANT

X WATER VALVE

Power DOME MINI PILLAR

Power DOME UNIVERSAL PILLAR

BELOW GROUND SERVICE PIT

Drainage symbols

ACCESS RESTRICTION

SUGGESTED GARAGE LOCATION

OPTICOMM CONNECTION

S SEWER/ MANHOLE

Transformer SITE

STREETLIGHT

BAL 12.5 BUSHFIRE ATTACK LEVEL

26.54 RETAINING WALL & HEIGHT

26.54 REVERSE WALL & HEIGHT

* HOUSING AUTHORITY RETAINED

24.99 TOP OF KERB HEIGHT

26.16 SPOT LEVEL

26.32 PAD LEVEL

25.40 ROAD LEVEL

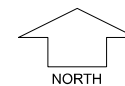
ACOUSTIC ATTENUATION PACKAGE REQUIREMENT (FOR SECOND STOREY CONSTRUCTION)

A PACKAGE A

B PACKAGE B

C PACKAGE C

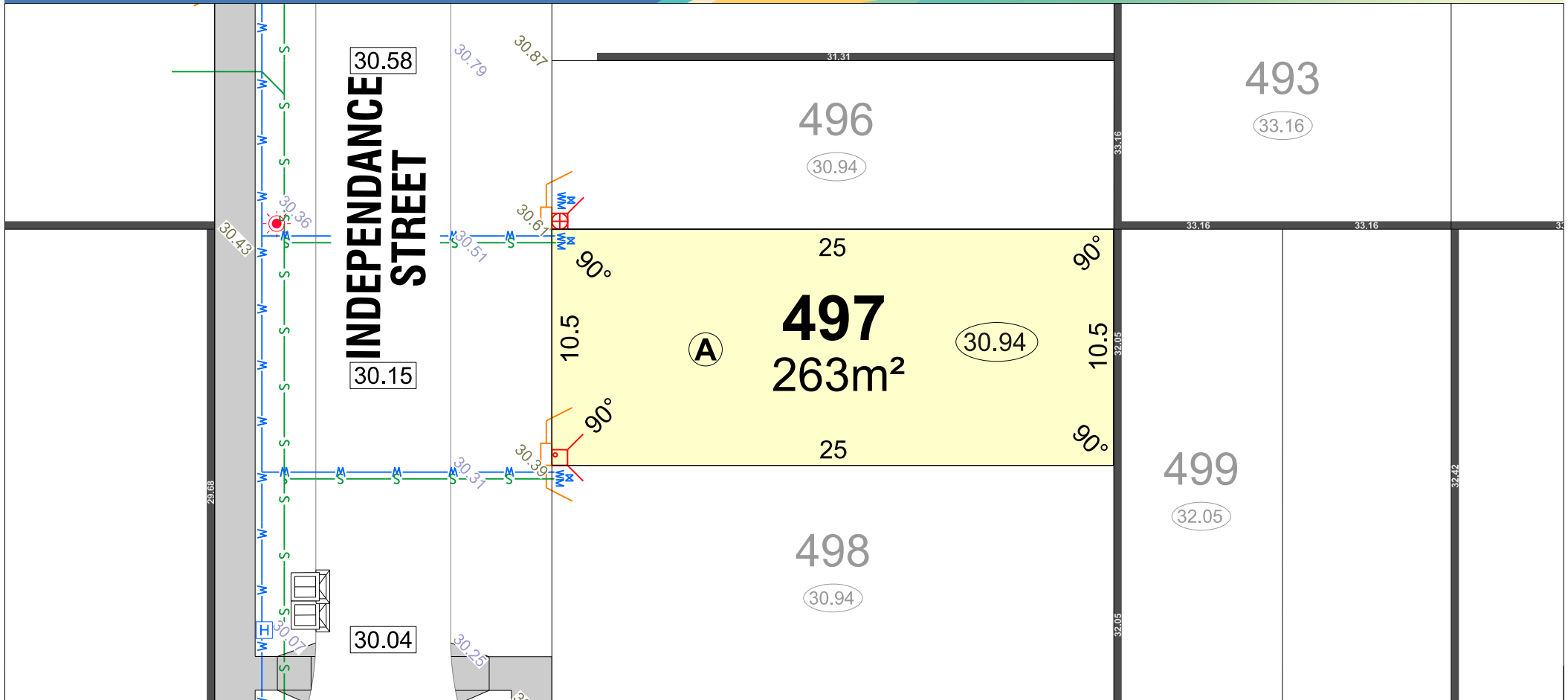
S SPECIALIST



SCALE 1:250

parcel.

Depicted information subject to approvals and survey.
All dimensions and areas are subject to survey. The particulars on this brochure are supplied for information only and shall not be taken as a representation in any respect on the part of the Vendor or its agent. Authorities should be consulted when services are contained within lot boundaries as building restrictions may apply. All retaining walls and associated easements are shown exaggerated for clarity.



LEGEND

W WATER

WM WATER METER

H WATER HYDRANT

X WATER VALVE

Power DOME MINI PILLAR

Power DOME UNIVERSAL PILLAR

BELOW GROUND SERVICE PIT

DRAINAGE

ACCESS RESTRICTION

SUGGESTED GARAGE LOCATION

OPTICOMM CONNECTION

S SEWER/ MANHOLE

TRANSFORMER SITE

STREETLIGHT

BAL 12.5 BUSHFIRE ATTACK LEVEL

26.54 RETAINING WALL & HEIGHT

26.54 REVERSE WALL & HEIGHT

* HOUSING AUTHORITY RETAINED

24.99 TOP OF KERB HEIGHT

26.16 SPOT LEVEL

26.32 PAD LEVEL

25.40 ROAD LEVEL

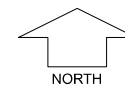
ACOUSTIC ATTENUATION PACKAGE REQUIREMENT (FOR SECOND STOREY CONSTRUCTION)

A PACKAGE A

B PACKAGE B

C PACKAGE C

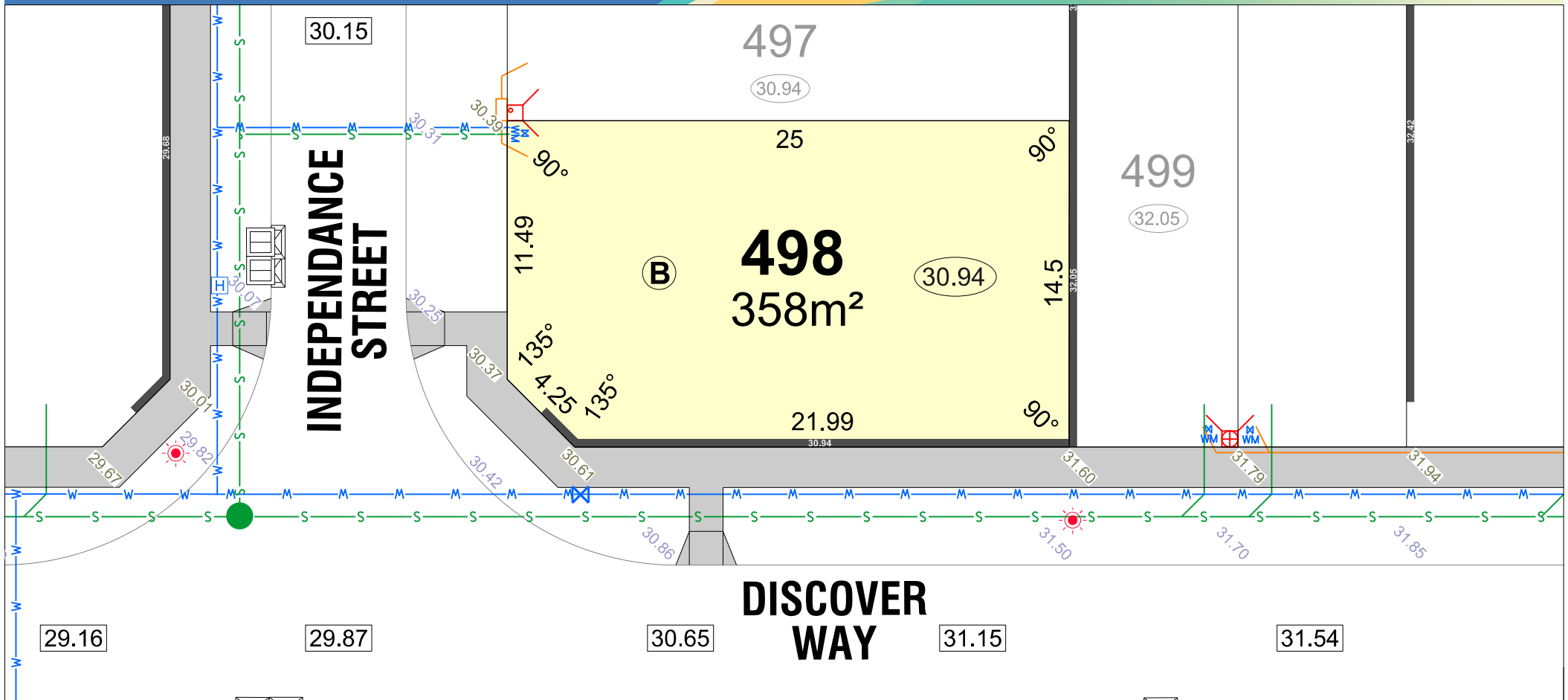
S SPECIALIST



SCALE 1:250

parcel.

Depicted information subject to approvals and survey.
All dimensions and areas are subject to survey. The particulars on this brochure are supplied for information only and shall not be taken as a representation in any respect on the part of the Vendor or its agent. Authorities should be consulted when services are contained within lot boundaries as building restrictions may apply. All retaining walls and associated easements are shown exaggerated for clarity.



LEGEND

- WATER
- WATER METER
- WATER HYDRANT
- WATER VALVE
- POWER DOME MINI PILLAR
- POWER DOME UNIVERSAL PILLAR
- BELOW GROUND SERVICE PIT
- DRAINAGE
- ACCESS RESTRICTION
- SUGGESTED GARAGE LOCATION
- OPTICOMM CONNECTION
- SEWER/ MANHOLE
- TRANSFORMER SITE
- STREETLIGHT
- BUSHFIRE ATTACK LEVEL
- RETAINING WALL & HEIGHT
- REVERSE WALL & HEIGHT
- HOUSING AUTHORITY RETAINED
- TOP OF KERB HEIGHT
- SPOT LEVEL
- PAD LEVEL
- ROAD LEVEL


ACOUSTIC ATTENUATION PACKAGE REQUIREMENT (FOR SECOND STOREY CONSTRUCTION)

- PACKAGE A
- PACKAGE B
- PACKAGE C
- SPECIALIST

parcel.


























Depicted information subject to approvals and survey.
All dimensions and areas are subject to survey. The particulars on this brochure are supplied for information only and shall not be taken as a representation in any respect on the part of the Vendor or its agent. Authorities should be consulted when services are contained within lot boundaries as building restrictions may apply. All retaining walls and associated easements are shown exaggerated for clarity.

NORTH
SCALE 1:250




DISCOVER WAY

LEGEND

- | | | | |
|---|--|--|--|
|  WATER |  TRANSFORMER SITE |  26.54 RETAINING WALL & HEIGHT |  TOP OF KERB HEIGHT |
|  WATER METER |  26.54 REVERSE WALL & HEIGHT |  SPOT LEVEL | |
|  WATER HYDRANT |  26.54 ACCESS RESTRICTION |  PAD LEVEL | |
|  WATER VALVE |  26.54 OPTICOMM CONNECTION |  ROAD LEVEL | |
|  SEWER/ MANHOLE |  SUGGESTED GARAGE LOCATION |  ACOUSTIC ATTENUATION PACKAGE REQUIREMENT (FOR SINGLE STOREY CONSTRUCTION) | |
|  STREETLIGHT |  BAL 12.5 BUSHFIRE ATTACK LEVEL |  PACKAGE A | |
|  POWER DOME MINI PILLAR | |  PACKAGE B | |
|  POWER DOME UNIVERSAL PILLAR | |  PACKAGE C | |
|  BELOW GROUND SERVICE PIT | |  SPECIALIST | |



Depicted information subject to approvals and survey.
 All dimensions and areas are subject to survey. The particulars on this brochure are supplied for information only and shall not be taken as a representation in any respect on the part of the Vendor or its agent. Authorities should be consulted when services are contained within lot boundaries as building restrictions may apply. All retaining walls and associated easements are shown exaggerated for clarity.



DISCOVER WAY

31.15

31.54


31.74

LEGEND

- WATER
- WATER METER
- WATER HYDRANT
- WATER VALVE
- SEWER/ MANHOLE
- STREETLIGHT
- POWER DOME MINI PILLAR
- POWER DOME UNIVERSAL PILLAR
- BELOW GROUND SERVICE PIT
- TRANSFORMER SITE
- RETAINING WALL & HEIGHT
- REVERSE WALL & HEIGHT
- DRAINAGE
- ACCESS RESTRICTION
- OPTICOMM CONNECTION
- SUGGESTED GARAGE LOCATION
- BAL 12.5 BUSHFIRE ATTACK LEVEL
- TOP OF KERB HEIGHT
- SPOT LEVEL
- PAD LEVEL
- ROAD LEVEL
- ACOUSTIC ATTENUATION PACKAGE REQUIREMENT (FOR SINGLE STOREY CONSTRUCTION)
- PACKAGE A
- PACKAGE B
- PACKAGE C
- SPECIALIST



Depicted information subject to approvals and survey.
 All dimensions and areas are subject to survey. The particulars on this brochure are supplied for information only and shall not be taken as a representation in any respect on the part of the Vendor or its agent. Authorities should be consulted when services are contained within lot boundaries as building restrictions may apply. All retaining walls and associated easements are shown exaggerated for clarity.



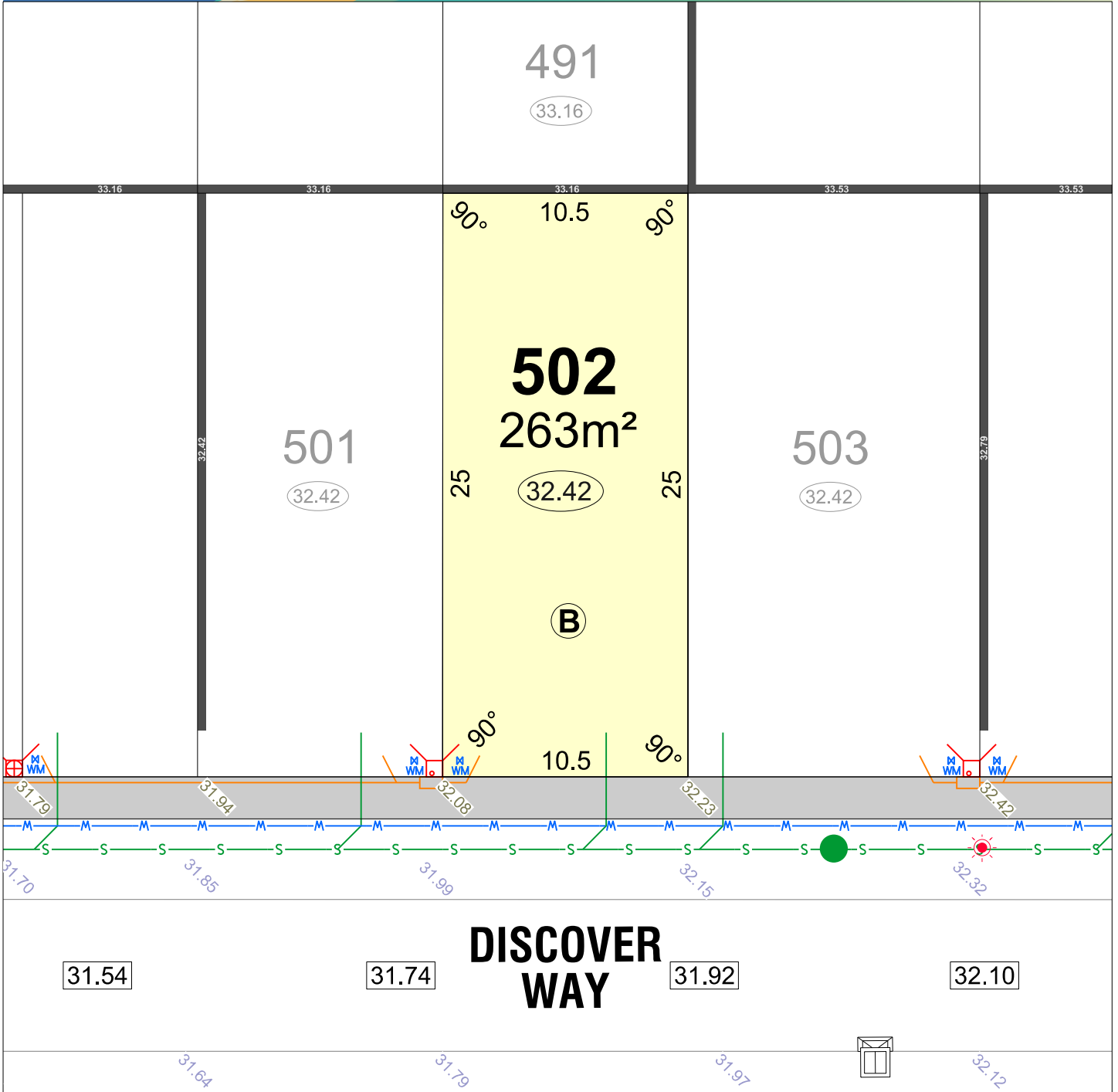
LEGEND

- WATER
- WATER METER
- WATER HYDRANT
- WATER VALVE
- SEWER/ MANHOLE
- STREETLIGHT
- POWER DOME MINI PILLAR
- POWER DOME UNIVERSAL PILLAR
- BELOW GROUND SERVICE PIT
- TRANSFORMER SITE
- RETAINING WALL & HEIGHT
- REVERSE WALL & HEIGHT
- DRAINAGE
- ACCESS RESTRICTION
- OPTICOMM CONNECTION
- SUGGESTED GARAGE LOCATION
- BUSHFIRE ATTACK LEVEL
- TOP OF KERB HEIGHT
- SPOT LEVEL
- PAD LEVEL
- ROAD LEVEL
- ACOUSTIC ATTENUATION PACKAGE REQUIREMENT (FOR SINGLE STOREY CONSTRUCTION)
- PACKAGE A
- PACKAGE B
- PACKAGE C
- SPECIALIST



NORTH
SCALE 1:250

Depicted information subject to approvals and survey.
All dimensions and areas are subject to survey. The particulars on this brochure are supplied for information only and shall not be taken as a representation in any respect on the part of the Vendor or its agent. Authorities should be consulted when services are contained within lot boundaries as building restrictions may apply. All retaining walls and associated easements are shown exaggerated for clarity.




LEGEND

- WATER
- WATER METER
- WATER HYDRANT
- WATER VALVE
- SEWER/ MANHOLE
- STREETLIGHT
- POWER DOME MINI PILLAR
- POWER DOME UNIVERSAL PILLAR
- BELOW GROUND SERVICE PIT
- TRANSFORMER SITE
- 26.54 RETAINING WALL & HEIGHT
- 26.54 REVERSE WALL & HEIGHT
- DRAINAGE
- ACCESS RESTRICTION
- OPTICOMM CONNECTION
- SUGGESTED GARAGE LOCATION
- BAL 12.5 BUSHFIRE ATTACK LEVEL
- 26.80 TOP OF KERB HEIGHT
- 26.16 SPOT LEVEL
- 26.32 PAD LEVEL
- 25.40 ROAD LEVEL
- ACOUSTIC ATTENUATION PACKAGE REQUIREMENT (FOR SINGLE STOREY CONSTRUCTION)
- A PACKAGE A
- B PACKAGE B
- C PACKAGE C
- S SPECIALIST



Depicted information subject to approvals and survey.
 All dimensions and areas are subject to survey. The particulars on this brochure are supplied for information only and shall not be taken as a representation in any respect on the part of the Vendor or its agent. Authorities should be consulted when services are contained within lot boundaries as building restrictions may apply. All retaining walls and associated easements are shown exaggerated for clarity.




LEGEND

- WATER
- WATER METER
- WATER HYDRANT
- WATER VALVE
- SEWER/ MANHOLE
- STREETLIGHT
- POWER DOME MINI PILLAR
- POWER DOME UNIVERSAL PILLAR
- BELOW GROUND SERVICE PIT
- TRANSFORMER SITE
- 26.54 RETAINING WALL & HEIGHT
- 26.54 REVERSE WALL & HEIGHT
- DRAINAGE
- ACCESS RESTRICTION
- OPTICOMM CONNECTION
- SUGGESTED GARAGE LOCATION
- BAL 12.5 BUSHFIRE ATTACK LEVEL
- 26.80 TOP OF KERB HEIGHT
- 26.16 SPOT LEVEL
- 26.32 PAD LEVEL
- 25.40 ROAD LEVEL
- ACOUSTIC ATTENUATION PACKAGE REQUIREMENT (FOR SINGLE STOREY CONSTRUCTION)
- (A) PACKAGE A
- (B) PACKAGE B
- (C) PACKAGE C
- (S) SPECIALIST



Depicted information subject to approvals and survey.
 All dimensions and areas are subject to survey. The particulars on this brochure are supplied for information only and shall not be taken as a representation in any respect on the part of the Vendor or its agent. Authorities should be consulted when services are contained within lot boundaries as building restrictions may apply. All retaining walls and associated easements are shown exaggerated for clarity.



DISCOVER WAY

LEGEND

- | | | | | | |
|--|-----------------------------|--|--------------------------------|-------|---|
| | WATER | | TRANSFORMER SITE | 26.80 | TOP OF KERB HEIGHT |
| | WATER METER | | RETAINING WALL & HEIGHT | 26.16 | SPOT LEVEL |
| | WATER HYDRANT | | REVERSE WALL & HEIGHT | 26.32 | PAD LEVEL |
| | WATER VALVE | | DRAINAGE | 25.40 | ROAD LEVEL |
| | SEWER/ MANHOLE | | ACCESS RESTRICTION | | ACOUSTIC ATTENUATION PACKAGE REQUIREMENT (FOR SINGLE STOREY CONSTRUCTION) |
| | STREETLIGHT | | OPTICOMM CONNECTION | | (A) PACKAGE A |
| | POWER DOME MINI PILLAR | | SUGGESTED GARAGE LOCATION | | (B) PACKAGE B |
| | POWER DOME UNIVERSAL PILLAR | | BAL 12.5 BUSHFIRE ATTACK LEVEL | | (C) PACKAGE C |
| | BELOW GROUND SERVICE PIT | | | | (S) SPECIALIST |



Depicted information subject to approvals and survey.
 All dimensions and areas are subject to survey. The particulars on this brochure are supplied for information only and shall not be taken as a representation in any respect on the part of the Vendor or its agent. Authorities should be consulted when services are contained within lot boundaries as building restrictions may apply. All retaining walls and associated easements are shown exaggerated for clarity.

489

(33.53)

90° 7.5 90°

505
188m²

504

(32.79)

25

(32.79)

25

506

(32.79)

(B)

90° 7.5 90°

DISCOVER WAY

31.92



























32.10

32.21

32.38

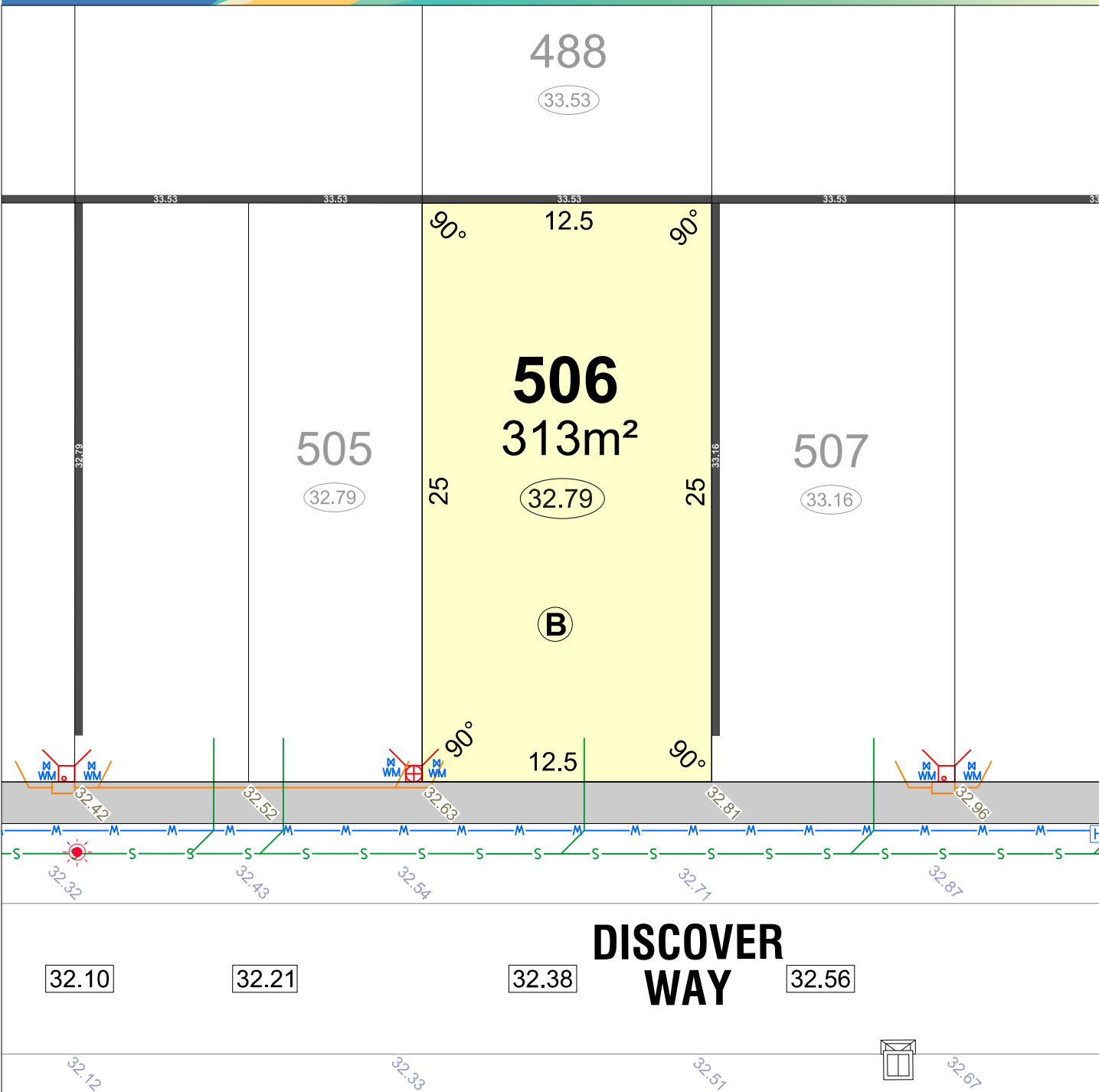
32.56

LEGEND

- | | | |
|---|--|--|
|  WATER |  TRANSFORMER SITE |  TOP OF KERB HEIGHT |
|  WATER METER |  26.54 RETAINING WALL & HEIGHT |  26.16 SPOT LEVEL |
|  WATER HYDRANT |  26.54 REVERSE WALL & HEIGHT |  26.32 PAD LEVEL |
|  WATER VALVE |  DRAINAGE |  25.40 ROAD LEVEL |
|  SEWER/ MANHOLE |  ACCESS RESTRICTION |  ACOUSTIC ATTENUATION PACKAGE REQUIREMENT (FOR SINGLE STOREY CONSTRUCTION) |
|  STREETLIGHT |  OPTICOMM CONNECTION |  (A) PACKAGE A |
|  POWER DOME MINI PILLAR |  SUGGESTED GARAGE LOCATION |  (B) PACKAGE B |
|  POWER DOME UNIVERSAL PILLAR |  BAL 12.5 BUSHFIRE ATTACK LEVEL |  (C) PACKAGE C |
|  BELOW GROUND SERVICE PIT | |  (S) SPECIALIST |




Depicted information subject to approvals and survey.
All dimensions and areas are subject to survey. The particulars on this brochure are supplied for information only and shall not be taken as a representation in any respect on the part of the Vendor or its agent. Authorities should be consulted when services are contained within lot boundaries as building restrictions may apply. All retaining walls and associated easements are shown exaggerated for clarity.

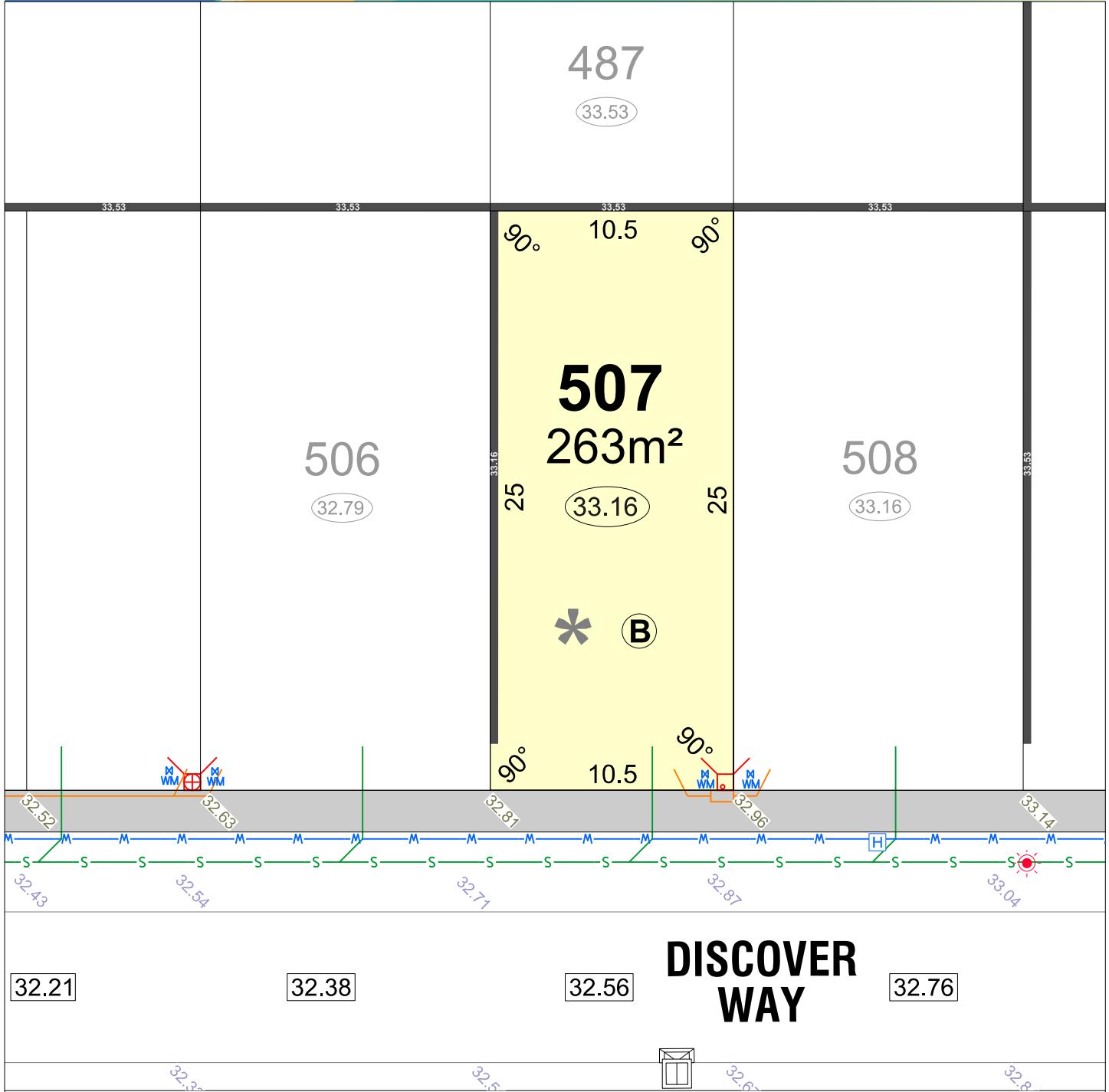


LEGEND

- WATER
- WATER METER
- WATER HYDRANT
- WATER VALVE
- SEWER/ MANHOLE
- STREETLIGHT
- POWER DOME MINI PILLAR
- POWER DOME UNIVERSAL PILLAR
- BELOW GROUND SERVICE PIT
- TRANSFORMER SITE
- 26.54 RETAINING WALL & HEIGHT
- 26.54 REVERSE WALL & HEIGHT
- DRAINAGE
- ACCESS RESTRICTION
- OPTICOMM CONNECTION
- SUGGESTED GARAGE LOCATION
- BAL 12.5 BUSHFIRE ATTACK LEVEL
- 26.80 TOP OF KERB HEIGHT
- 26.16 SPOT LEVEL
- 26.32 PAD LEVEL
- 25.40 ROAD LEVEL
- ACOUSTIC ATTENUATION PACKAGE REQUIREMENT (FOR SINGLE STOREY CONSTRUCTION)
- (A) PACKAGE A
- (B) PACKAGE B
- (C) PACKAGE C
- (S) SPECIALIST



Depicted information subject to approvals and survey.
 All dimensions and areas are subject to survey. The particulars on this brochure are supplied for information only and shall not be taken as a representation in any respect on the part of the Vendor or its agent. Authorities should be consulted when services are contained within lot boundaries as building restrictions may apply. All retaining walls and associated easements are shown exaggerated for clarity.




LEGEND

- WATER
- WATER METER
- WATER HYDRANT
- WATER VALVE
- SEWER/ MANHOLE
- STREETLIGHT
- POWER DOME MINI PILLAR
- POWER DOME UNIVERSAL PILLAR
- BELOW GROUND SERVICE PIT
- TRANSFORMER SITE
- 26.54 RETAINING WALL & HEIGHT
- 26.54 REVERSE WALL & HEIGHT
- DRAINAGE
- ACCESS RESTRICTION
- OPTICOMM CONNECTION
- SUGGESTED GARAGE LOCATION
- BAL 12.5 BUSHFIRE ATTACK LEVEL
- 26.80 TOP OF KERB HEIGHT
- 26.16 SPOT LEVEL
- 26.32 PAD LEVEL
- 25.40 ROAD LEVEL
- ACOUSTIC ATTENUATION PACKAGE REQUIREMENT (FOR SINGLE STOREY CONSTRUCTION)
- (A) PACKAGE A
- (B) PACKAGE B
- (C) PACKAGE C
- (S) SPECIALIST



Depicted information subject to approvals and survey.
 All dimensions and areas are subject to survey. The particulars on this brochure are supplied for information only and shall not be taken as a representation in any respect on the part of the Vendor or its agent. Authorities should be consulted when services are contained within lot boundaries as building restrictions may apply. All retaining walls and associated easements are shown exaggerated for clarity.

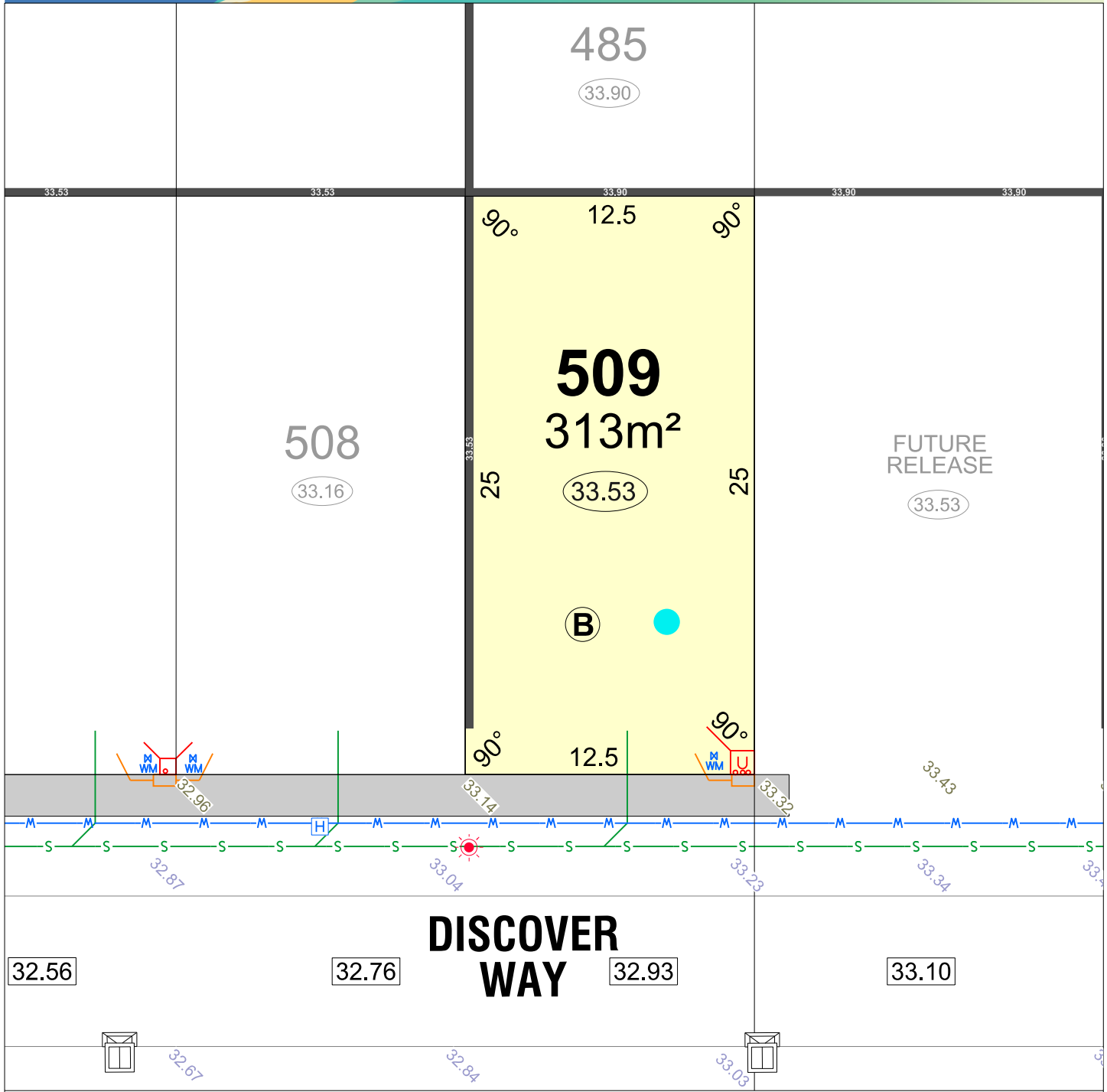


LEGEND

- WATER
- WATER METER
- WATER HYDRANT
- WATER VALVE
- SEWER/ MANHOLE
- STREETLIGHT
- POWER DOME MINI PILLAR
- POWER DOME UNIVERSAL PILLAR
- BELOW GROUND SERVICE PIT
- TRANSFORMER SITE
- RETAINING WALL & HEIGHT
- REVERSE WALL & HEIGHT
- DRAINAGE
- ACCESS RESTRICTION
- OPTICOMM CONNECTION
- SUGGESTED GARAGE LOCATION
- BAL 12.5
- BUSHFIRE ATTACK LEVEL
- TOP OF KERB HEIGHT
- SPOT LEVEL
- PAD LEVEL
- ROAD LEVEL
- ACOUSTIC ATTENUATION PACKAGE REQUIREMENT (FOR SINGLE STOREY CONSTRUCTION)
- PACKAGE A
- PACKAGE B
- PACKAGE C
- SPECIALIST



Depicted information subject to approvals and survey.
 All dimensions and areas are subject to survey. The particulars on this brochure are supplied for information only and shall not be taken as a representation in any respect on the part of the Vendor or its agent. Authorities should be consulted when services are contained within lot boundaries as building restrictions may apply. All retaining walls and associated easements are shown exaggerated for clarity.

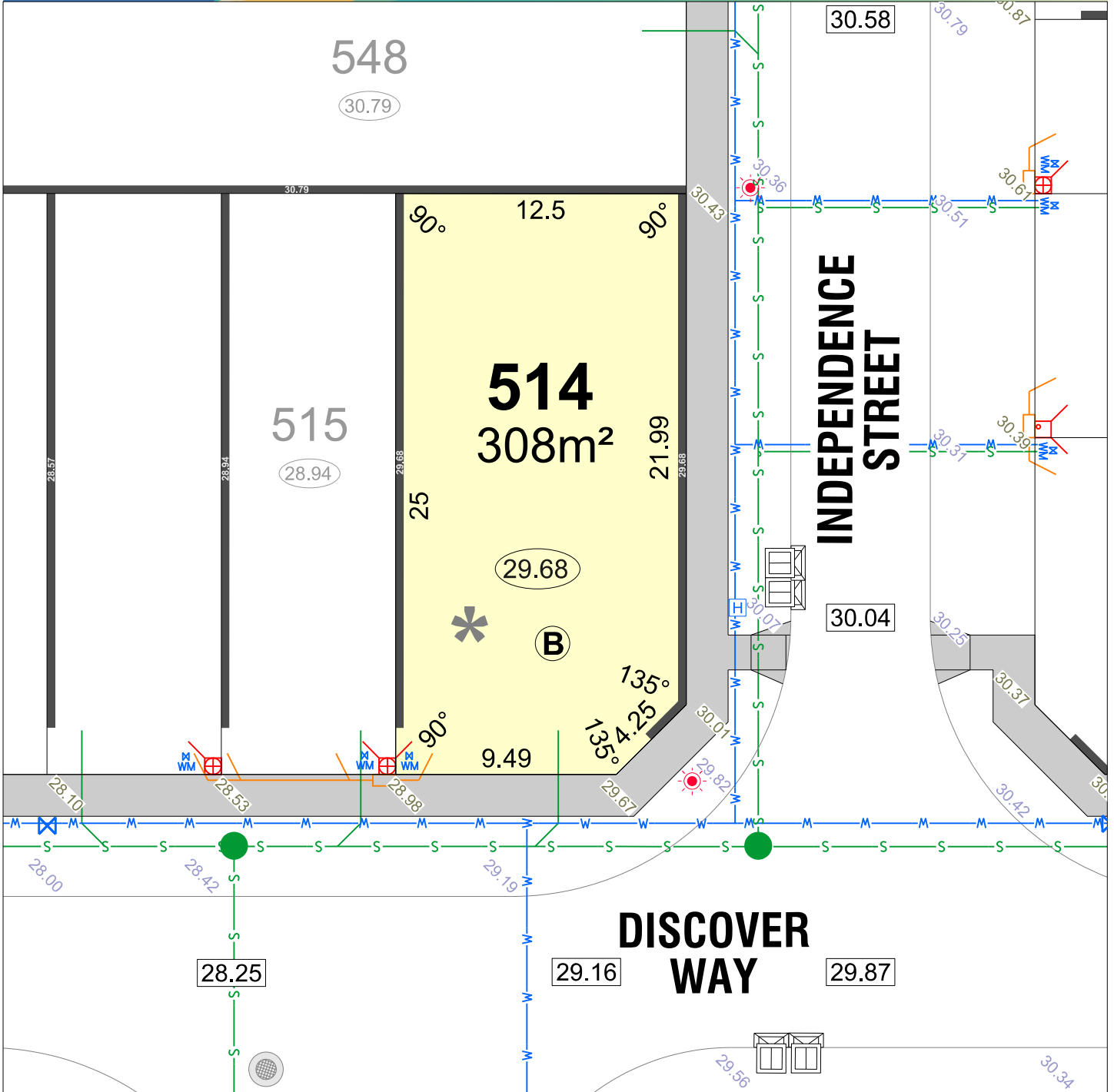


LEGEND

- WATER
- WATER METER
- WATER HYDRANT
- WATER VALVE
- SEWER/ MANHOLE
- STREETLIGHT
- POWER DOME MINI PILLAR
- POWER DOME UNIVERSAL PILLAR
- BELOW GROUND SERVICE PIT
- TRANSFORMER SITE
- RETAINING WALL & HEIGHT
- REVERSE WALL & HEIGHT
- DRAINAGE
- ACCESS RESTRICTION
- OPTICOMM CONNECTION
- SUGGESTED GARAGE LOCATION
- BAL 12.5
- BUSHFIRE ATTACK LEVEL
- TOP OF KERB HEIGHT
- SPOT LEVEL
- PAD LEVEL
- ROAD LEVEL
- ACOUSTIC ATTENUATION PACKAGE REQUIREMENT (FOR SINGLE STOREY CONSTRUCTION)
 - (A) PACKAGE A
 - (B) PACKAGE B
 - (C) PACKAGE C
 - (S) SPECIALIST



Depicted information subject to approvals and survey.
 All dimensions and areas are subject to survey. The particulars on this brochure are supplied for information only and shall not be taken as a representation in any respect on the part of the Vendor or its agent. Authorities should be consulted when services are contained within lot boundaries as building restrictions may apply. All retaining walls and associated easements are shown exaggerated for clarity.

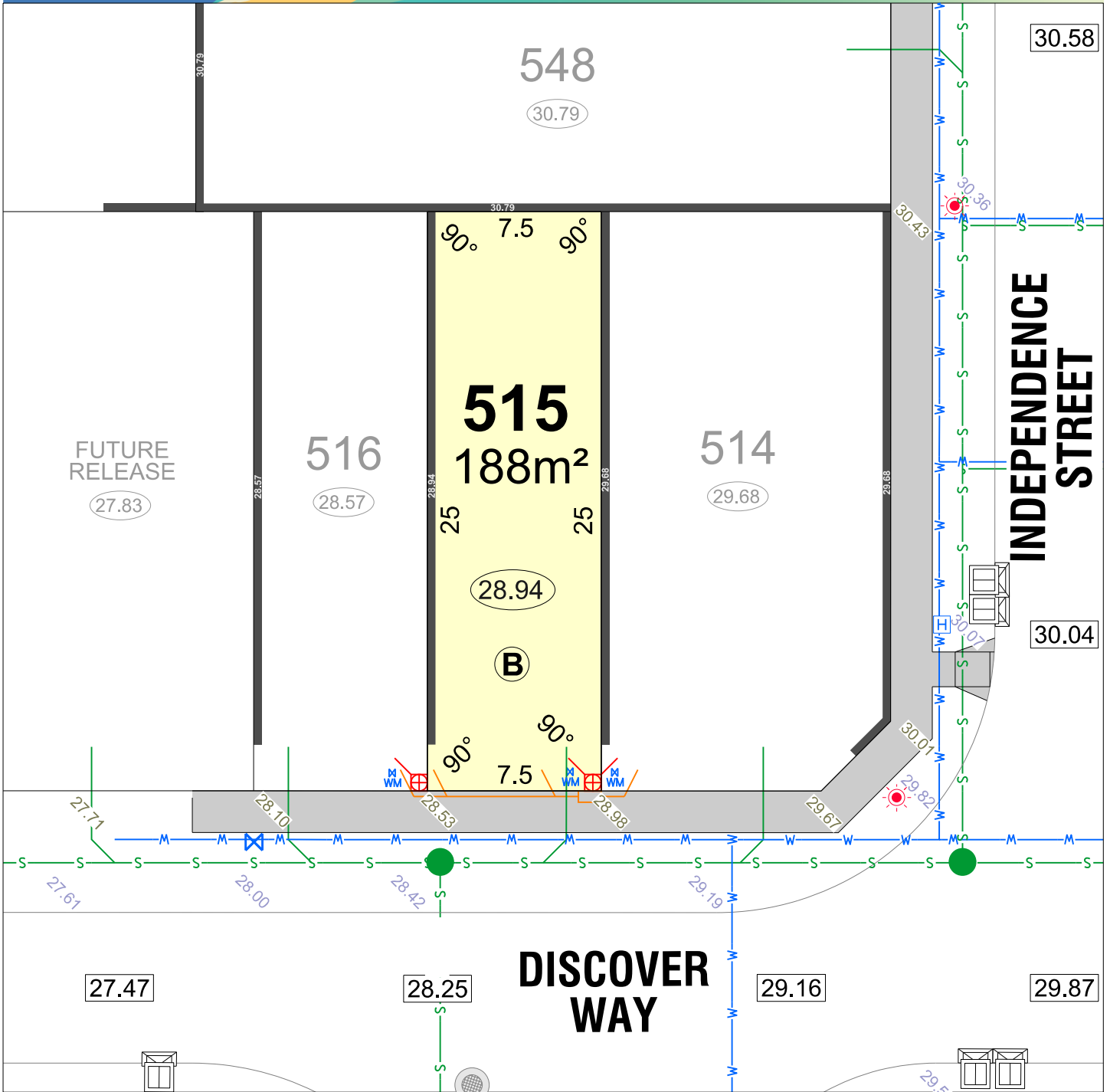


LEGEND

- WATER
- WATER METER
- WATER HYDRANT
- WATER VALVE
- SEWER/ MANHOLE
- STREETLIGHT
- POWER DOME MINI PILLAR
- POWER DOME UNIVERSAL PILLAR
- BELOW GROUND SERVICE PIT
- RETAINING WALL & HEIGHT
- REVERSE WALL & HEIGHT
- DRAINAGE
- ACCESS RESTRICTION
- OPTICOMM CONNECTION
- SUGGESTED GARAGE LOCATION
- BAL 12.5 BUSHFIRE ATTACK LEVEL
- TOP OF KERB HEIGHT
- SPOT LEVEL
- PAD LEVEL
- ROAD LEVEL
- ACOUSTIC ATTENUATION PACKAGE REQUIREMENT (FOR SINGLE STOREY CONSTRUCTION)
- PACKAGE A
- PACKAGE B
- PACKAGE C
- SPECIALIST



Depicted information subject to approvals and survey.
 All dimensions and areas are subject to survey. The particulars on this brochure are supplied for information only and shall not be taken as a representation in any respect on the part of the Vendor or its agent. Authorities should be consulted when services are contained within lot boundaries as building restrictions may apply. All retaining walls and associated easements are shown exaggerated for clarity.



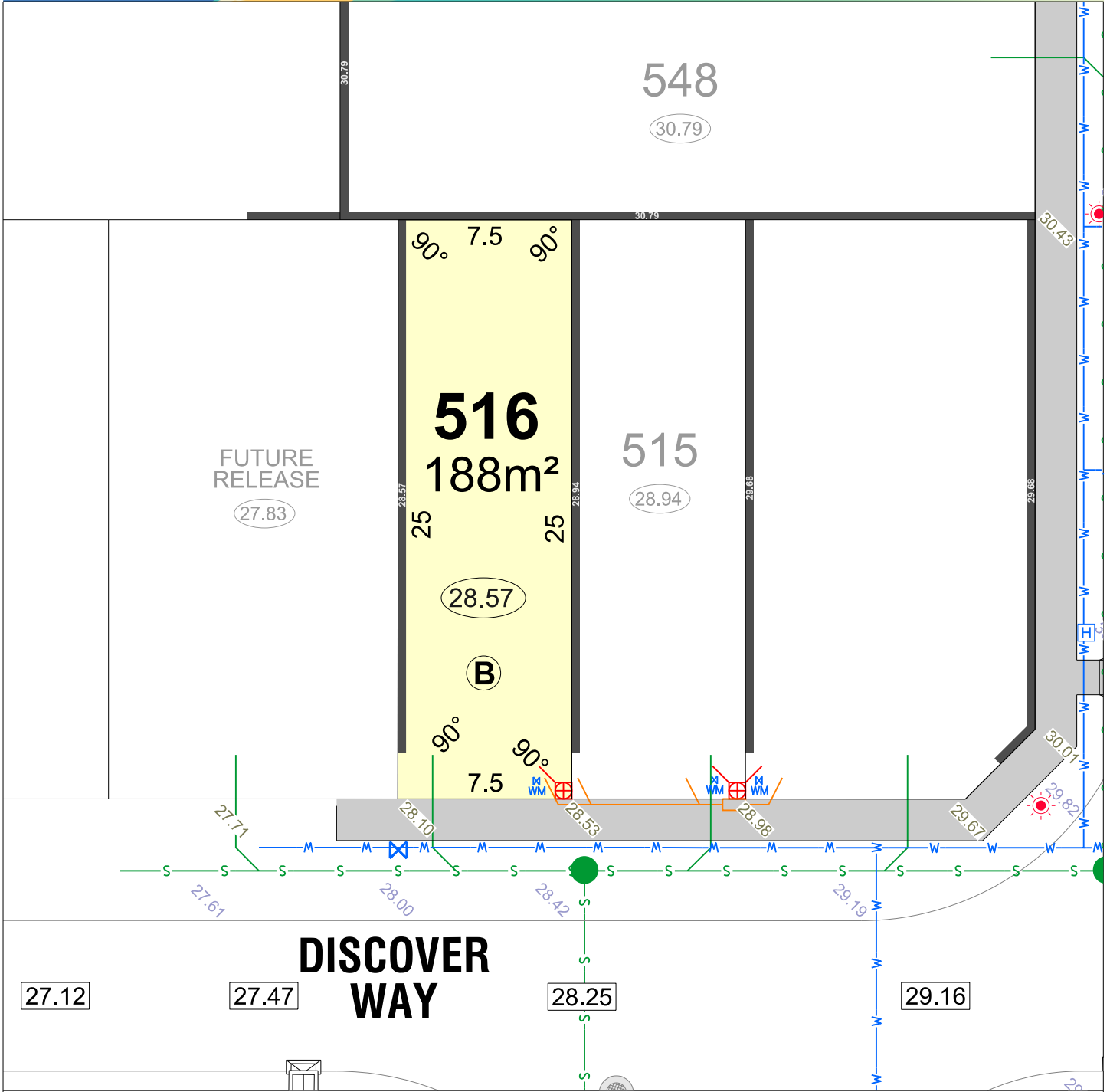
LEGEND

- | | | |
|-----------------------------|--------------------------------|---|
| WATER | TRANSFORMER SITE | TOP OF KERB HEIGHT |
| WATER METER | RETAINING WALL & HEIGHT | SPOT LEVEL |
| WATER HYDRANT | REVERSE WALL & HEIGHT | PAD LEVEL |
| WATER VALVE | DRAINAGE | ROAD LEVEL |
| SEWER/ MANHOLE | ACCESS RESTRICTION | ACOUSTIC ATTENUATION PACKAGE REQUIREMENT (FOR SINGLE STOREY CONSTRUCTION) |
| STREETLIGHT | OPTICOMM CONNECTION | (A) PACKAGE A |
| POWER DOME MINI PILLAR | SUGGESTED GARAGE LOCATION | (B) PACKAGE B |
| POWER DOME UNIVERSAL PILLAR | BAL 12.5 BUSHFIRE ATTACK LEVEL | (C) PACKAGE C |
| BELOW GROUND SERVICE PIT | | (S) SPECIALIST |



NORTH
SCALE 1:250

Depicted information subject to approvals and survey.
All dimensions and areas are subject to survey. The particulars on this brochure are supplied for information only and shall not be taken as a representation in any respect on the part of the Vendor or its agent. Authorities should be consulted when services are contained within lot boundaries as building restrictions may apply. All retaining walls and associated easements are shown exaggerated for clarity.

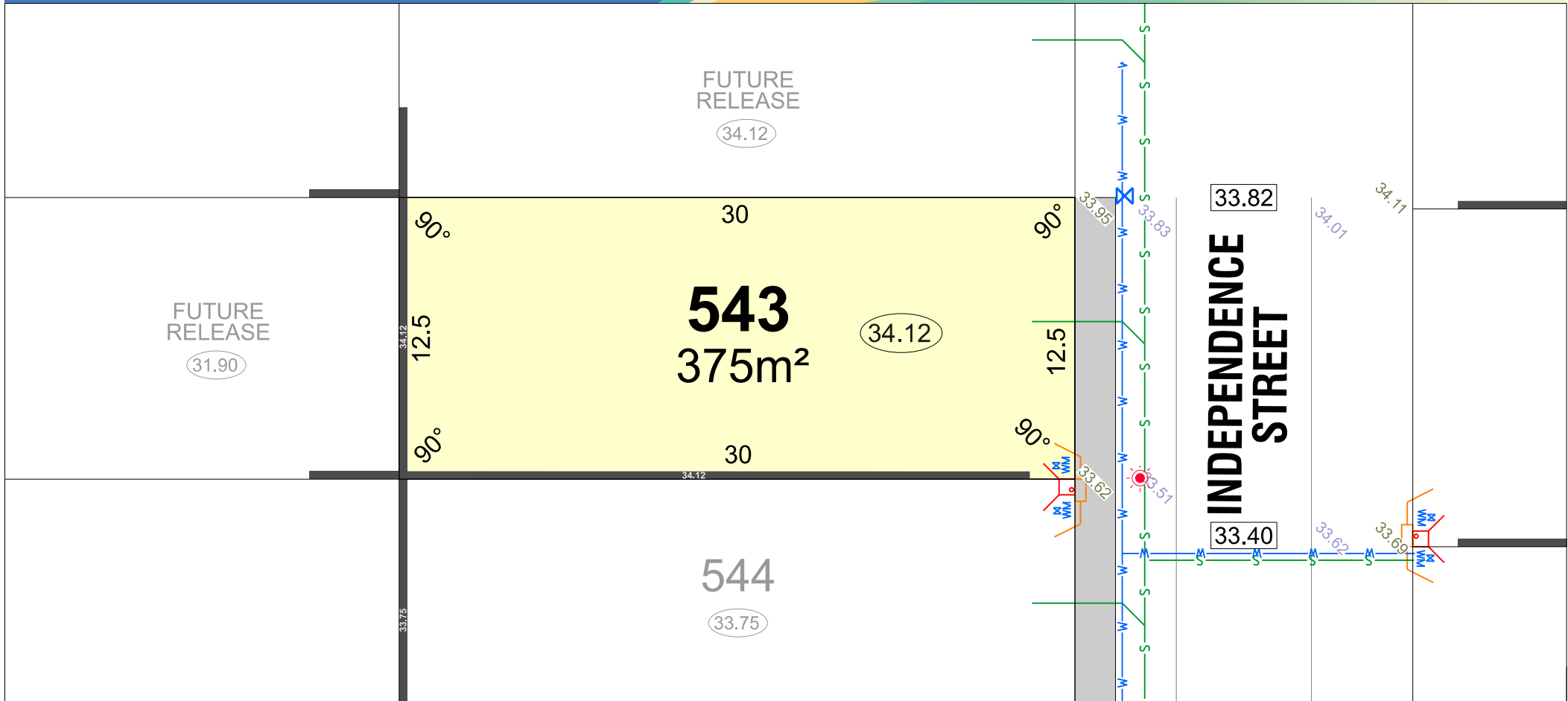


LEGEND

- | | | |
|-----------------------------|--------------------------------|---|
| WATER | TRANSFORMER SITE | TOP OF KERB HEIGHT |
| WATER METER | RETAINING WALL & HEIGHT | SPOT LEVEL |
| WATER HYDRANT | REVERSE WALL & HEIGHT | PAD LEVEL |
| WATER VALVE | DRAINAGE | ROAD LEVEL |
| SEWER/ MANHOLE | ACCESS RESTRICTION | ACOUSTIC ATTENUATION PACKAGE REQUIREMENT (FOR SINGLE STOREY CONSTRUCTION) |
| STREETLIGHT | OPTICOMM CONNECTION | (A) PACKAGE A |
| POWER DOME MINI PILLAR | SUGGESTED GARAGE LOCATION | (B) PACKAGE B |
| POWER DOME UNIVERSAL PILLAR | BAL 12.5 BUSHFIRE ATTACK LEVEL | (C) PACKAGE C |
| BELOW GROUND SERVICE PIT | | (S) SPECIALIST |



Depicted information subject to approvals and survey.
 All dimensions and areas are subject to survey. The particulars on this brochure are supplied for information only and shall not be taken as a representation in any respect on the part of the Vendor or its agent. Authorities should be consulted when services are contained within lot boundaries as building restrictions may apply. All retaining walls and associated easements are shown exaggerated for clarity.



LEGEND

— W — WATER

WATER METER

WATER HYDRANT

WATER VALVE

POWER DOME MINI PILLAR

POWER DOME UNIVERSAL PILLAR

BELOW GROUND SERVICE PIT

DRAINAGE

ACCESS RESTRICTION

SUGGESTED GARAGE LOCATION

OPTICOMM CONNECTION

SEWER/ MANHOLE

TRANSFORMER SITE

STREETLIGHT

BAL 12.5 BUSHFIRE ATTACK LEVEL

26.54 RETAINING WALL & HEIGHT

26.54 REVERSE WALL & HEIGHT

HOUSING AUTHORITY RETAINED

24.99 TOP OF KERB HEIGHT

26.16 SPOT LEVEL

26.32 PAD LEVEL

25.40 ROAD LEVEL

ACOUSTIC ATTENUATION PACKAGE REQUIREMENT (FOR SECOND STOREY CONSTRUCTION)

PACKAGE A

PACKAGE B

PACKAGE C

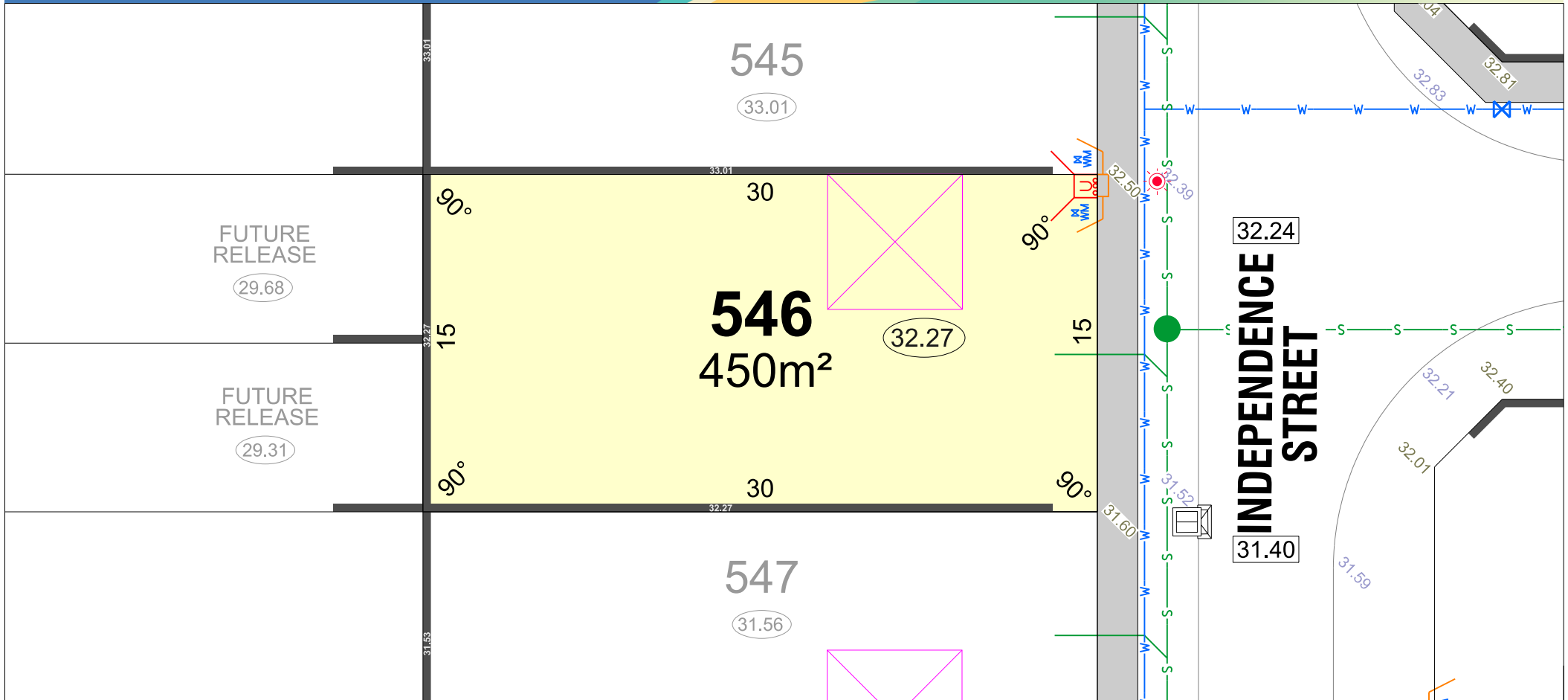
SPECIALIST



SCALE 1:250

parcel.

Depicted information subject to approvals and survey.
All dimensions and areas are subject to survey. The particulars on this brochure are supplied for information only and shall not be taken as a representation in any respect on the part of the Vendor or its agent. Authorities should be consulted when services are contained within lot boundaries as building restrictions may apply. All retaining walls and associated easements are shown exaggerated for clarity.



LEGEND

— W — WATER

WATER METER

WATER HYDRANT

WATER VALVE

POWER DOME MINI PILLAR

POWER DOME UNIVERSAL PILLAR

BELOW GROUND SERVICE PIT

DRAINAGE

ACCESS RESTRICTION

SUGGESTED GARAGE LOCATION

OPTICOMM CONNECTION

SEWER/ MANHOLE

TRANSFORMER SITE

STREETLIGHT

BAL 12.5 BUSHFIRE ATTACK LEVEL

26.54 RETAINING WALL & HEIGHT

26.54 REVERSE WALL & HEIGHT

HOUSING AUTHORITY RETAINED

24.99 TOP OF KERB HEIGHT

26.16 SPOT LEVEL

26.32 PAD LEVEL

25.40 ROAD LEVEL

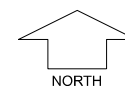
ACOUSTIC ATTENUATION PACKAGE REQUIREMENT (FOR SECOND STOREY CONSTRUCTION)

PACKAGE A

PACKAGE B

PACKAGE C

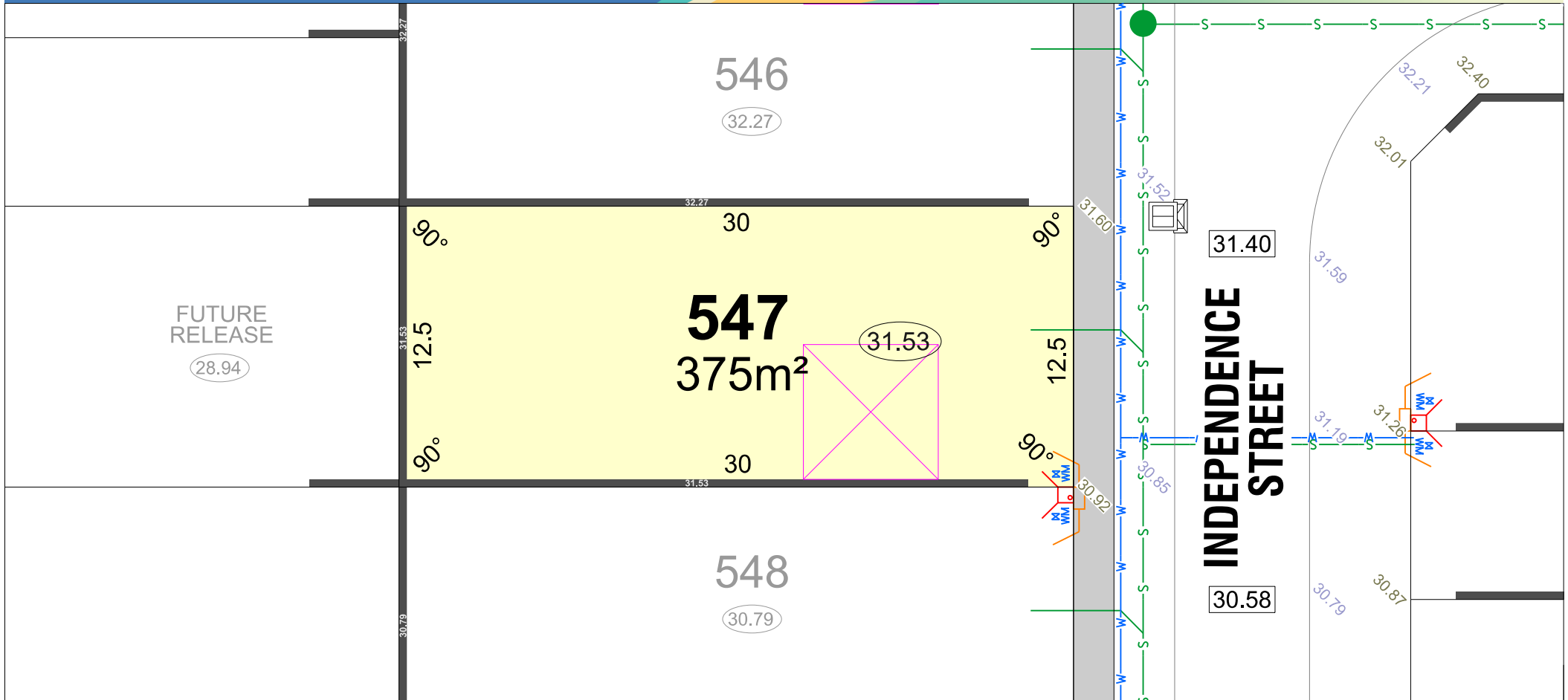
SPECIALIST



SCALE 1:250

parcel.

Depicted information subject to approvals and survey.
All dimensions and areas are subject to survey. The particulars on this brochure are supplied for information only and shall not be taken as a representation in any respect on the part of the Vendor or its agent. Authorities should be consulted when services are contained within lot boundaries as building restrictions may apply. All retaining walls and associated easements are shown exaggerated for clarity.



LEGEND

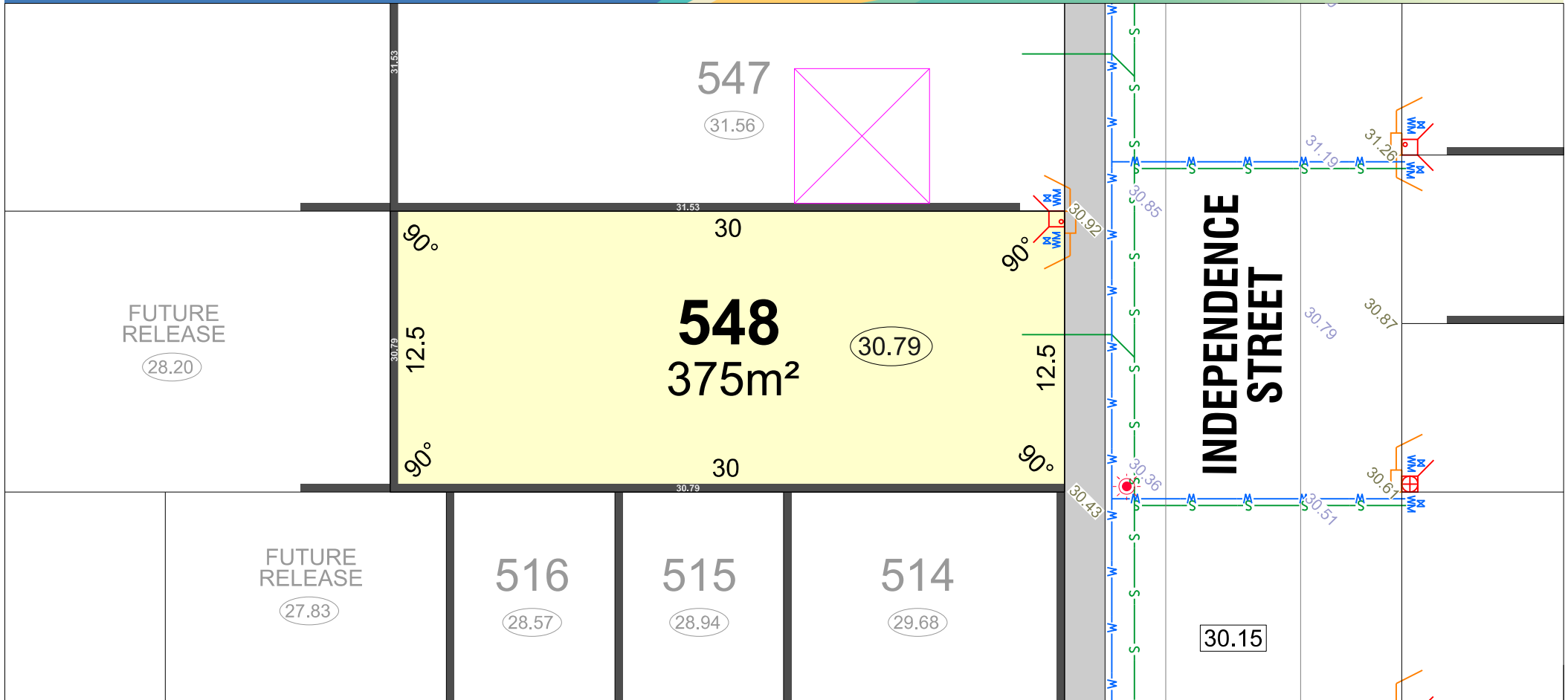
- WATER
- WATER METER
- WATER HYDRANT
- WATER VALVE
- POWER DOME MINI PILLAR
- POWER DOME UNIVERSAL PILLAR
- BELOW GROUND SERVICE PIT
- DRAINAGE
- ACCESS RESTRICTION
- SUGGESTED GARAGE LOCATION
- OPTICOMM CONNECTION
- SEWER/ MANHOLE
- TRANSFORMER SITE
- STREETLIGHT
- BAL 12.5 BUSHFIRE ATTACK LEVEL

- 26.54 RETAINING WALL & HEIGHT
- 26.54 REVERSE WALL & HEIGHT
- HOUSING AUTHORITY RETAINED
- 24.99 TOP OF KERB HEIGHT
- 26.16 SPOT LEVEL
- 26.32 PAD LEVEL
- 25.40 ROAD LEVEL

- ACOUSTIC ATTENUATION PACKAGE REQUIREMENT (FOR SECOND STOREY CONSTRUCTION)
- PACKAGE A
 - PACKAGE B
 - PACKAGE C
 - SPECIALIST



Depicted information subject to approvals and survey.
All dimensions and areas are subject to survey. The particulars on this brochure are supplied for information only and shall not be taken as a representation in any respect on the part of the Vendor or its agent. Authorities should be consulted when services are contained within lot boundaries as building restrictions may apply. All retaining walls and associated easements are shown exaggerated for clarity.



LEGEND

W WATER

WM WATER METER

H WATER HYDRANT

X WATER VALVE

Power DOME MINI PILLAR

Power DOME UNIVERSAL PILLAR

BELOW GROUND SERVICE PIT

DRAINAGE

ACCESS RESTRICTION

SUGGESTED GARAGE LOCATION

OPTICOMM CONNECTION

S SEWER/ MANHOLE

TRANSFORMER SITE

STREETLIGHT

BAL 12.5 BUSHFIRE ATTACK LEVEL

26.54 RETAINING WALL & HEIGHT

26.54 REVERSE WALL & HEIGHT

* HOUSING AUTHORITY RETAINED

24.99 TOP OF KERB HEIGHT

26.16 SPOT LEVEL

26.32 PAD LEVEL

25.40 ROAD LEVEL

ACOUSTIC ATTENUATION PACKAGE REQUIREMENT (FOR SECOND STOREY CONSTRUCTION)

A PACKAGE A

B PACKAGE B

C PACKAGE C

S SPECIALIST



SCALE 1:250

parcel.

Depicted information subject to approvals and survey.
All dimensions and areas are subject to survey. The particulars on this brochure are supplied for information only and shall not be taken as a representation in any respect on the part of the Vendor or its agent. Authorities should be consulted when services are contained within lot boundaries as building restrictions may apply. All retaining walls and associated easements are shown exaggerated for clarity.