

LEGEND

- | | | | | |
|-----------------------|--|--------------------------------|----------------------------|-----------------------|
| WATER | BUSHFIRE ATTACK LEVEL
BAL 12.5 | POWER DOME
MINI PILLAR | RETAINING WALL
& HEIGHT | TOP OF
KERB HEIGHT |
| WATER METER | BAL 19 | POWER DOME
UNIVERSAL PILLAR | REVERSE WALL
& HEIGHT | SPOT LEVEL |
| WATER HYDRANT | ACOUSTIC ATTENUATION
PACKAGE REQUIREMENT
(FOR SINGLE STOREY CONSTRUCTION) | TRANSFORMER SITE | NON-STRUCTURAL
WALL | PAD LEVEL |
| WATER VALVE | (A) PACKAGE A | STREETLIGHTS | DRAINAGE | ROAD LEVEL |
| SEWER/ MANHOLE | (B) PACKAGE B | EMERGENCY
ACCESS WAY | OPTICOMM
CONNECTION | GARAGE
LOCATION |
| ACCESS
RESTRICTION | (C) PACKAGE C | | | |

STAGE 2

SCALE 1:1250

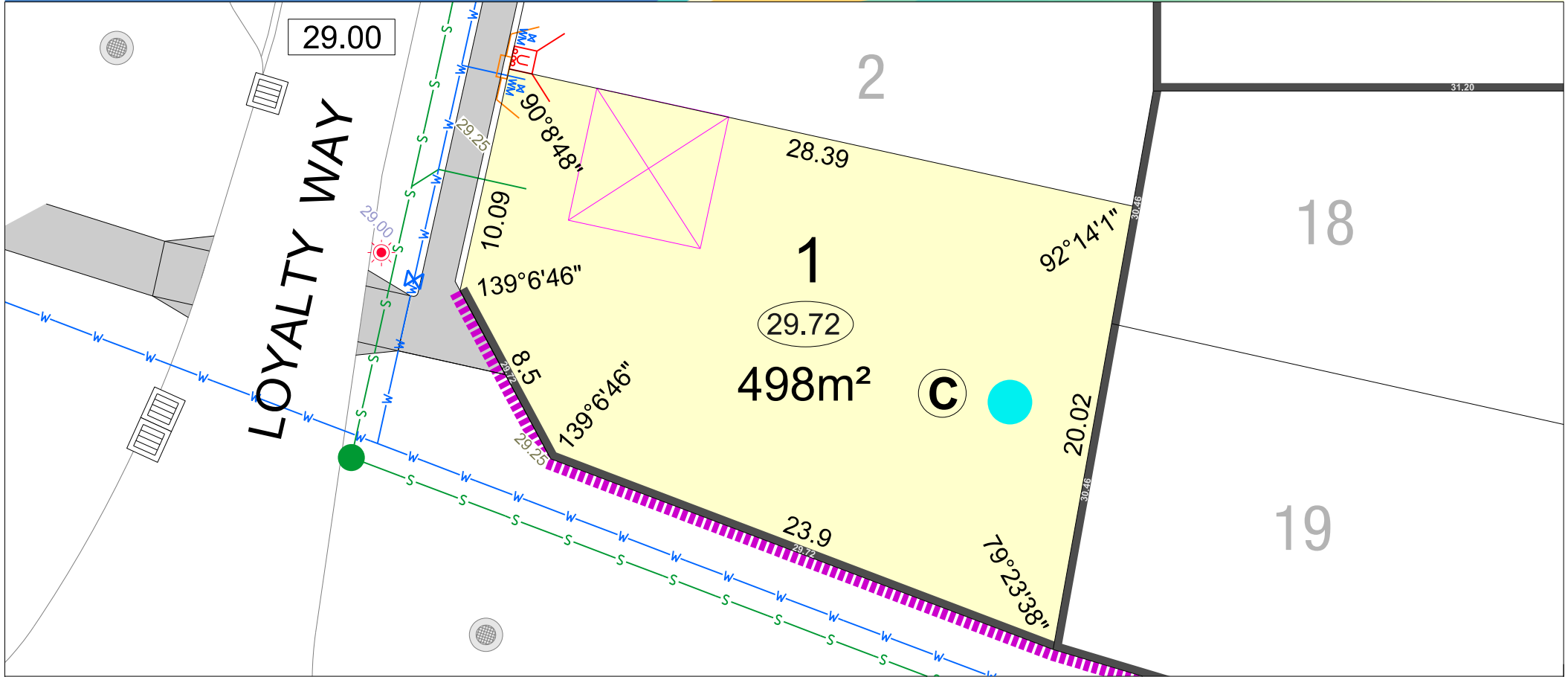


Depicted information subject to approvals and survey.

All dimensions and areas are subject to survey. The particulars on this brochure are supplied for information only and shall not be taken as a representation in any respect on the part of the Vendor or its agent. Authorities should be consulted when services are contained within lot boundaries as building restrictions may apply. All retaining walls and associated easements are shown exaggerated for clarity.

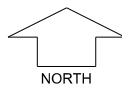
MNG Ref: 101636lp-020b Date: 03/12/2024

parcel.



LEGEND	WATER	DRAINAGE	26.54 RETAINING WALL & HEIGHT	POWER DOME MINI PILLAR	BUSHFIRE ATTACK LEVEL	24.99 TOP OF KERB HEIGHT	ACCESS RESTRICTION
WATER METER	WATER HYDRANT	EMERGENCY ACCESS WAY	26.54 REVERSE WALL & HEIGHT	POWER DOME UNIVERSAL PILLAR	BAL 12.5	26.16 SPOT LEVEL	ACOUSTIC ATTENUATION PACKAGE REQUIREMENT (FOR SINGLE STOREY CONSTRUCTION)
WATER VALVE	GARAGE LOCATION	NON-STRUCTURAL WALL	NON-STRUCTURAL WALL	STREETLIGHTS	BAL 19	26.32 PAD LEVEL	PACKAGE A
				TRANSFORMER SITE	OPTICOMM CONNECTION	25.40 ROAD LEVEL	PACKAGE B
					SEWER/ MANHOLE		PACKAGE C

STAGE 2

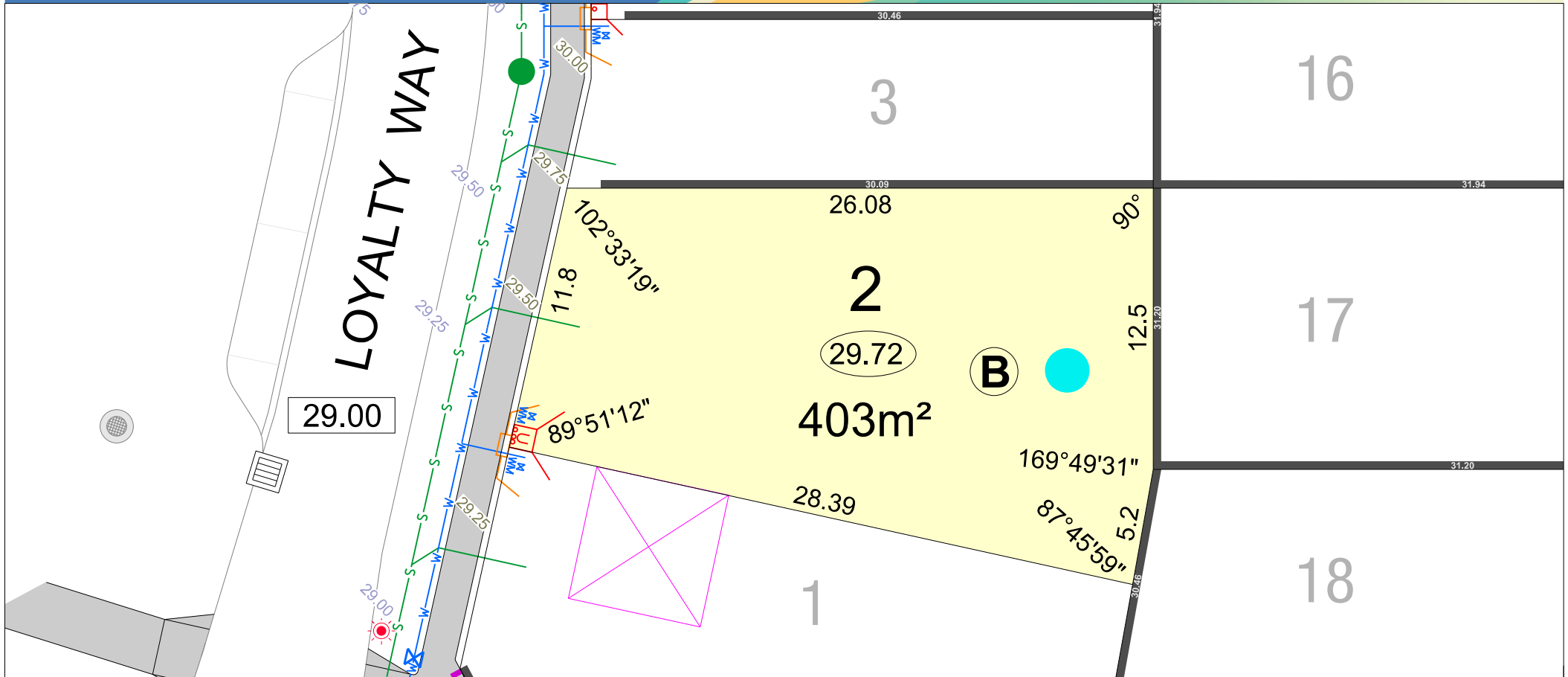


SCALE 1:250

Depicted Information subject to approvals and survey.

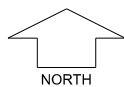
All dimensions and areas are subject to survey. The particulars on this brochure are supplied for Information only and shall not be taken as a representation in any respect on the part of the Vendor or its agent. Authorities should be consulted when services are contained within lot boundaries as building restrictions may apply. All retaining walls and associated easements are shown exaggerated for clarity.

parcel.



LEGEND		RETAINING WALL & HEIGHT		POWER DOME		BUSHFIRE ATTACK LEVEL		TOP OF KERB HEIGHT		ACCESS RESTRICTION	
	WATER		26.54		MINI PILLAR		BAL 12.5		24.99		ACCESS RESTRICTION
	WATER METER		26.54		UNIVERSAL PILLAR		BAL 19		26.16	ACOUSTIC ATTENUATION PACKAGE REQUIREMENT (FOR SINGLE STOREY CONSTRUCTION)	
	WATER HYDRANT		NON-STRUCTURAL WALL		STREETLIGHTS		OPTICOMM CONNECTION		26.32		PACKAGE A
	WATER VALVE		GARAGE LOCATION		TRANSFORMER SITE		SEWER/ MANHOLE		25.40		PACKAGE B
	DRAINAGE		EMERGENCY ACCESS WAY								PACKAGE C

STAGE 2

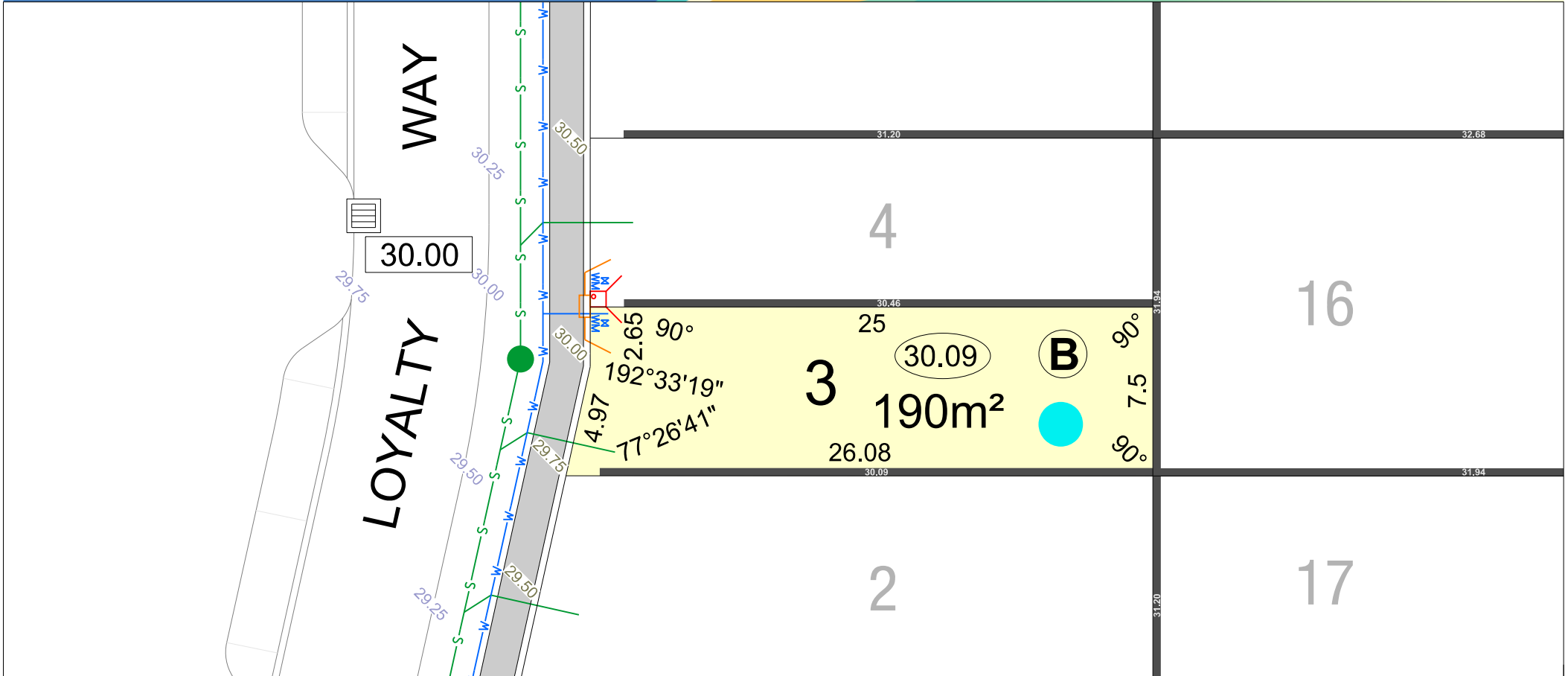


SCALE 1:250

Depicted Information subject to approvals and survey.

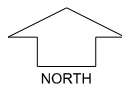
All dimensions and areas are subject to survey. The particulars on this brochure are supplied for Information only and shall not be taken as a representation in any respect on the part of the Vendor or its agent. Authorities should be consulted when services are contained within lot boundaries as building restrictions may apply. All retaining walls and associated easements are shown exaggerated for clarity.

parcel.



WATER	DRAINAGE	RETAINING WALL & HEIGHT	POWER DOME MINI PILLAR	BUSHFIRE ATTACK LEVEL	TOP OF KERB HEIGHT	ACCESS RESTRICTION
WATER METER	EMERGENCY ACCESS WAY	REVERSE WALL & HEIGHT	POWER DOME UNIVERSAL PILLAR	BAL 12.5	SPOT LEVEL	ACOUSTIC ATTENUATION PACKAGE REQUIREMENT (FOR SINGLE STOREY CONSTRUCTION)
WATER HYDRANT	GARAGE LOCATION	NON-STRUCTURAL WALL	STREETLIGHTS	BAL 19	PAD LEVEL	PACKAGE A
WATER VALVE			TRANSFORMER SITE	OPTICOMM CONNECTION	ROAD LEVEL	PACKAGE B
				SEWER/ MANHOLE		PACKAGE C

STAGE 2

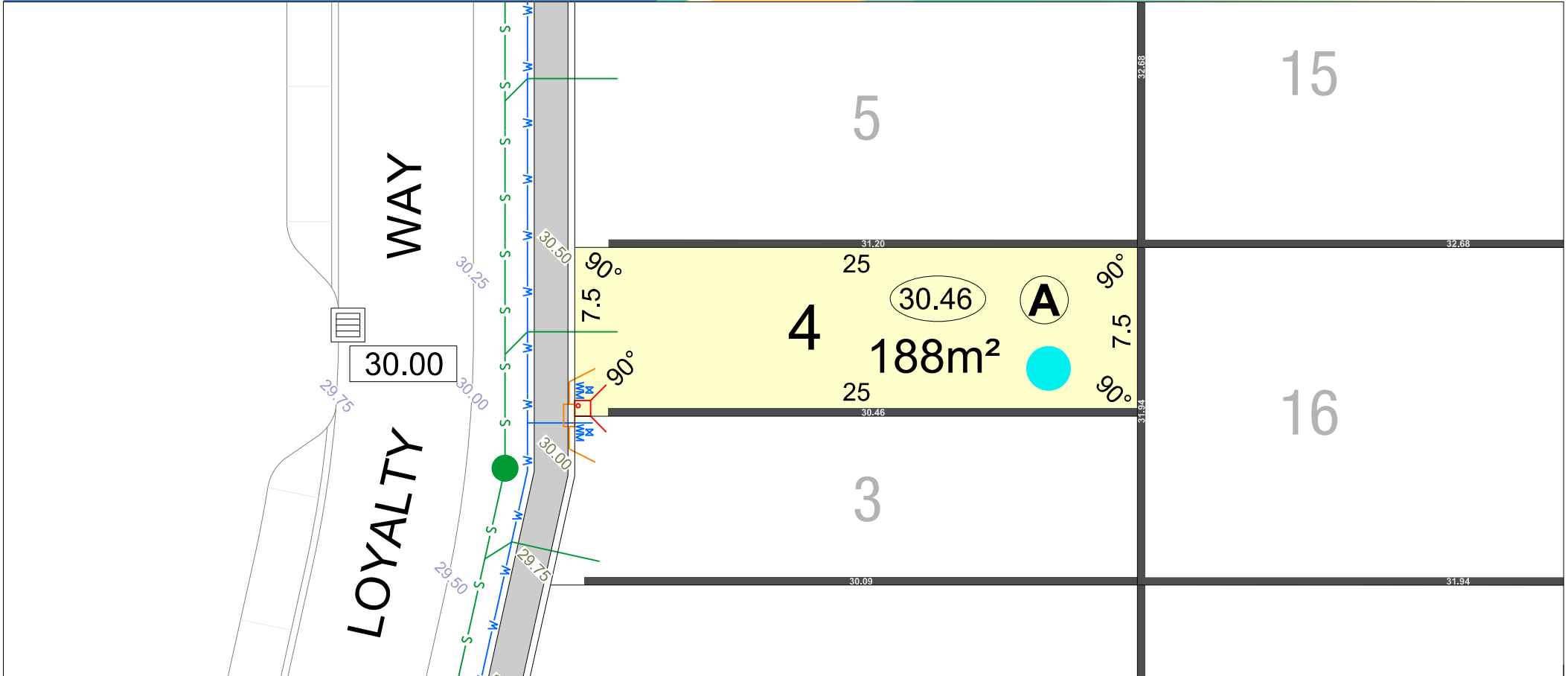


SCALE 1:250

Depicted Information subject to approvals and survey.

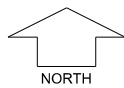
All dimensions and areas are subject to survey. The particulars on this brochure are supplied for Information only and shall not be taken as a representation in any respect on the part of the Vendor or its agent. Authorities should be consulted when services are contained within lot boundaries as building restrictions may apply. All retaining walls and associated easements are shown exaggerated for clarity.

parcel.



LEGEND		DRAINAGE EMERGENCY ACCESS WAY GARAGE LOCATION		26.54 RETAINING WALL & HEIGHT 26.54 REVERSE WALL & HEIGHT NON-STRUCTURAL WALL		POWER DOME MINI PILLAR POWER DOME UNIVERSAL PILLAR STREETLIGHTS TRANSFORMER SITE		BUSHFIRE ATTACK LEVEL BAL 12.5 BAL 19 OPTICOMM CONNECTION SEWER/ MANHOLE		24.99 TOP OF KERB HEIGHT 26.16 SPOT LEVEL 26.32 PAD LEVEL 25.40 ROAD LEVEL		ACCESS RESTRICTION ACOUSTIC ATTENUATION PACKAGE REQUIREMENT (FOR SINGLE STOREY CONSTRUCTION) PACKAGE A PACKAGE B PACKAGE C	
---------------	--	---	--	---	--	---	--	---	--	---	--	---	--

STAGE 2

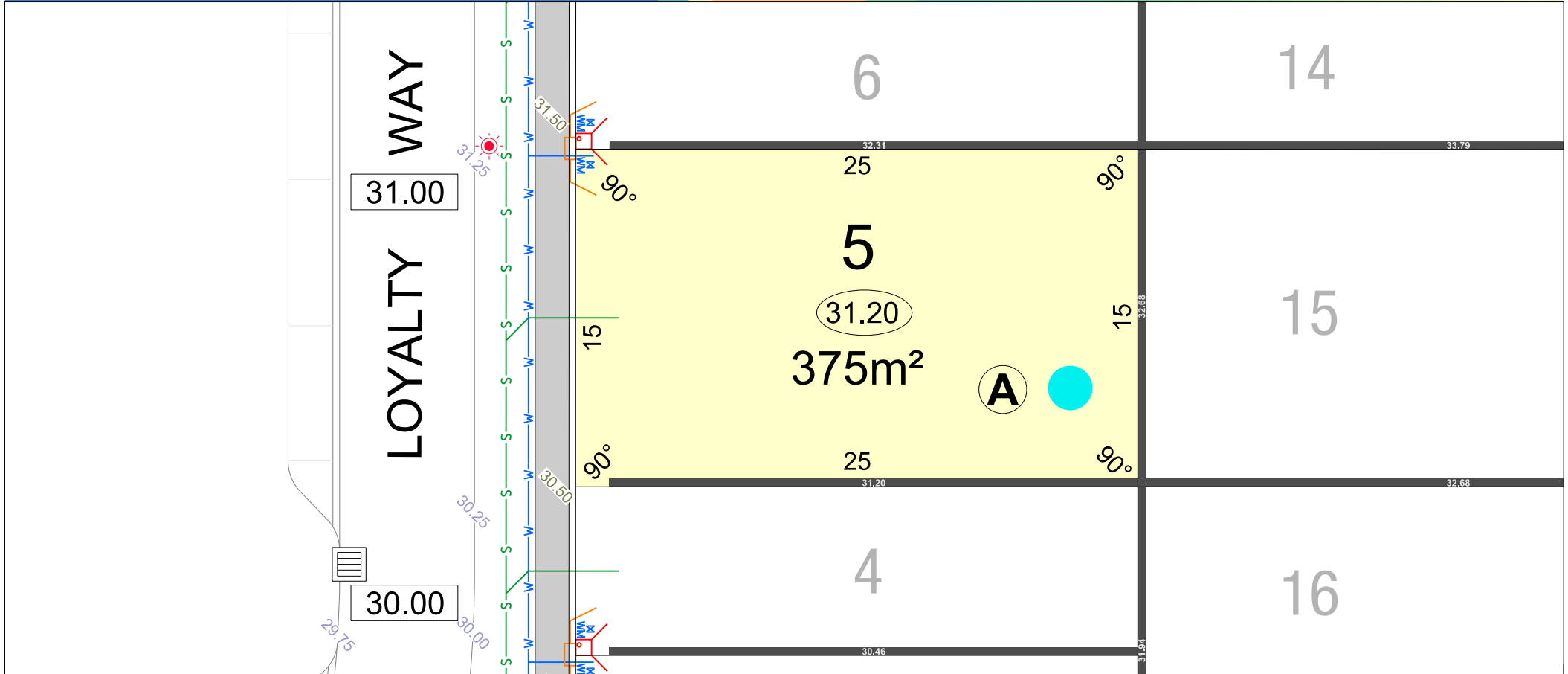


SCALE 1:250

Depicted Information subject to approvals and survey.

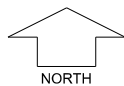
All dimensions and areas are subject to survey. The particulars on this brochure are supplied for Information only and shall not be taken as a representation in any respect on the part of the Vendor or its agent. Authorities should be consulted when services are contained within lot boundaries as building restrictions may apply. All retaining walls and associated easements are shown exaggerated for clarity.

parcel.



WATER	DRAINAGE	RETAINING WALL & HEIGHT	POWER DOME MINI PILLAR	BUSHFIRE ATTACK LEVEL	TOP OF KERB HEIGHT	ACCESS RESTRICTION
WATER METER	EMERGENCY ACCESS WAY	REVERSE WALL & HEIGHT	POWER DOME UNIVERSAL PILLAR	BAL 12.5	SPOT LEVEL	ACOUSTIC ATTENUATION PACKAGE REQUIREMENT (FOR SINGLE STOREY CONSTRUCTION)
WATER HYDRANT	GARAGE LOCATION	NON-STRUCTURAL WALL	STREETLIGHTS	BAL 19	PAD LEVEL	PACKAGE A
WATER VALVE			TRANSFORMER SITE	OPTICOMM CONNECTION	ROAD LEVEL	PACKAGE B
				SEWER/ MANHOLE		PACKAGE C

STAGE 2

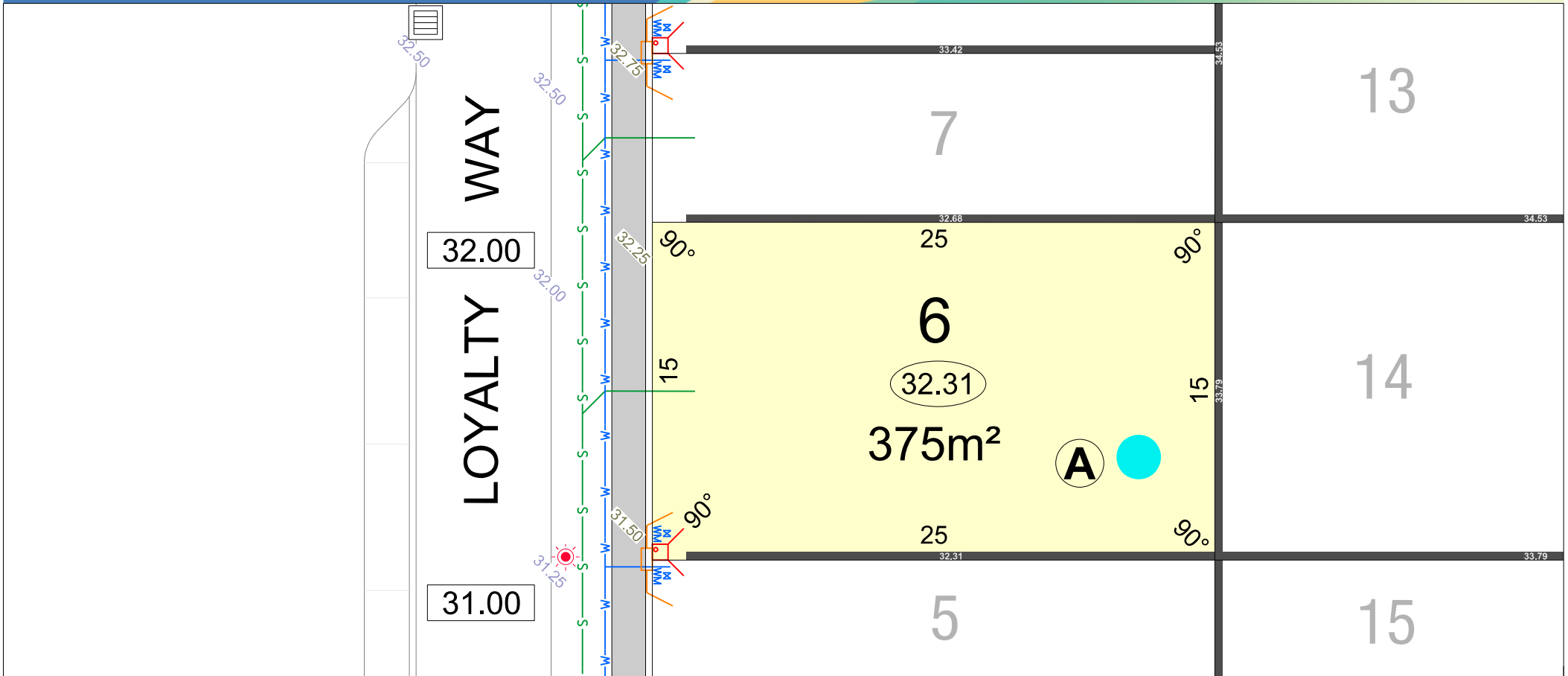


SCALE 1:250

Depicted Information subject to approvals and survey.

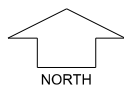
All dimensions and areas are subject to survey. The particulars on this brochure are supplied for Information only and shall not be taken as a representation in any respect on the part of the Vendor or its agent. Authorities should be consulted when services are contained within lot boundaries as building restrictions may apply. All retaining walls and associated easements are shown exaggerated for clarity.

parcel.



WATER	DRAINAGE	RETAINING WALL & HEIGHT	POWER DOME MINI PILLAR	BUSHFIRE ATTACK LEVEL	TOP OF KERB HEIGHT	ACCESS RESTRICTION
WATER METER	EMERGENCY ACCESS WAY	REVERSE WALL & HEIGHT	POWER DOME UNIVERSAL PILLAR	BAL 12.5	SPOT LEVEL	ACOUSTIC ATTENUATION PACKAGE REQUIREMENT (FOR SINGLE STOREY CONSTRUCTION)
WATER HYDRANT	GARAGE LOCATION	NON-STRUCTURAL WALL	STREETLIGHTS	BAL 19	PAD LEVEL	PACKAGE A
WATER VALVE			TRANSFORMER SITE	OPTICOMM CONNECTION	ROAD LEVEL	PACKAGE B
				SEWER/ MANHOLE		PACKAGE C

STAGE 2

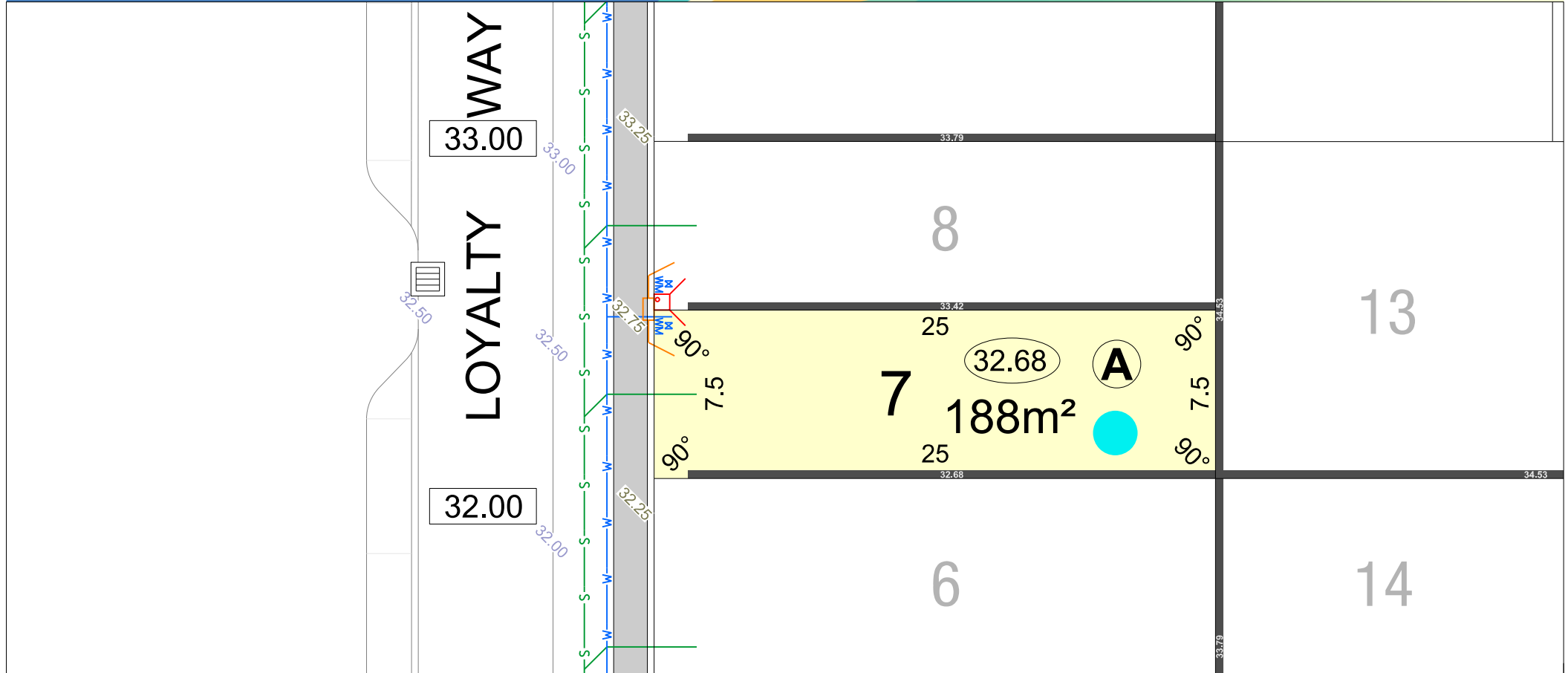


SCALE 1:250

Depicted Information subject to approvals and survey.

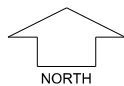
All dimensions and areas are subject to survey. The particulars on this brochure are supplied for Information only and shall not be taken as a representation in any respect on the part of the Vendor or its agent. Authorities should be consulted when services are contained within lot boundaries as building restrictions may apply. All retaining walls and associated easements are shown exaggerated for clarity.

parcel.



WATER	DRAINAGE	RETAINING WALL & HEIGHT	POWER DOME MINI PILLAR	BUSHFIRE ATTACK LEVEL	TOP OF KERB HEIGHT	ACCESS RESTRICTION
WATER METER	EMERGENCY ACCESS WAY	REVERSE WALL & HEIGHT	POWER DOME UNIVERSAL PILLAR	BAL 12.5	SPOT LEVEL	ACOUSTIC ATTENUATION PACKAGE REQUIREMENT (FOR SINGLE STOREY CONSTRUCTION)
WATER HYDRANT	GARAGE LOCATION	NON-STRUCTURAL WALL	STREETLIGHTS	BAL 19	PAD LEVEL	PACKAGE A
WATER VALVE			TRANSFORMER SITE	OPTICOMM CONNECTION	ROAD LEVEL	PACKAGE B
				SEWER/ MANHOLE		PACKAGE C

STAGE 2

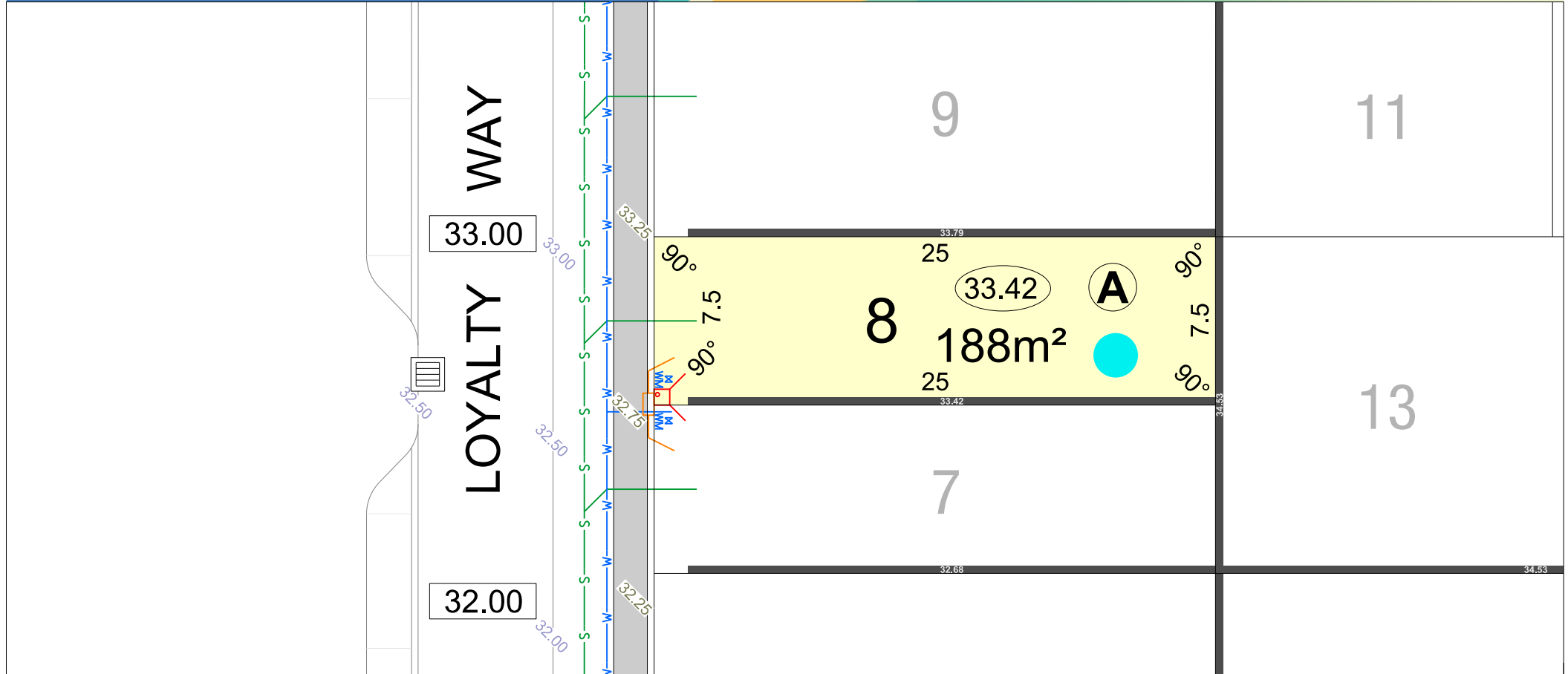


SCALE 1:250

Depicted Information subject to approvals and survey.

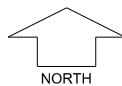
All dimensions and areas are subject to survey. The particulars on this brochure are supplied for Information only and shall not be taken as a representation in any respect on the part of the Vendor or its agent. Authorities should be consulted when services are contained within lot boundaries as building restrictions may apply. All retaining walls and associated easements are shown exaggerated for clarity.

parcel.



WATER	DRAINAGE	RETAINING WALL & HEIGHT	POWER DOME MINI PILLAR	BUSHFIRE ATTACK LEVEL	TOP OF KERB HEIGHT	ACCESS RESTRICTION
WATER METER	EMERGENCY ACCESS WAY	REVERSE WALL & HEIGHT	POWER DOME UNIVERSAL PILLAR	BAL 12.5	SPOT LEVEL	ACOUSTIC ATTENUATION PACKAGE REQUIREMENT (FOR SINGLE STOREY CONSTRUCTION)
WATER HYDRANT	GARAGE LOCATION	NON-STRUCTURAL WALL	STREETLIGHTS	BAL 19	PAD LEVEL	PACKAGE A
WATER VALVE			TRANSFORMER SITE	OPTICOMM CONNECTION	ROAD LEVEL	PACKAGE B
				SEWER/ MANHOLE		PACKAGE C

STAGE 2

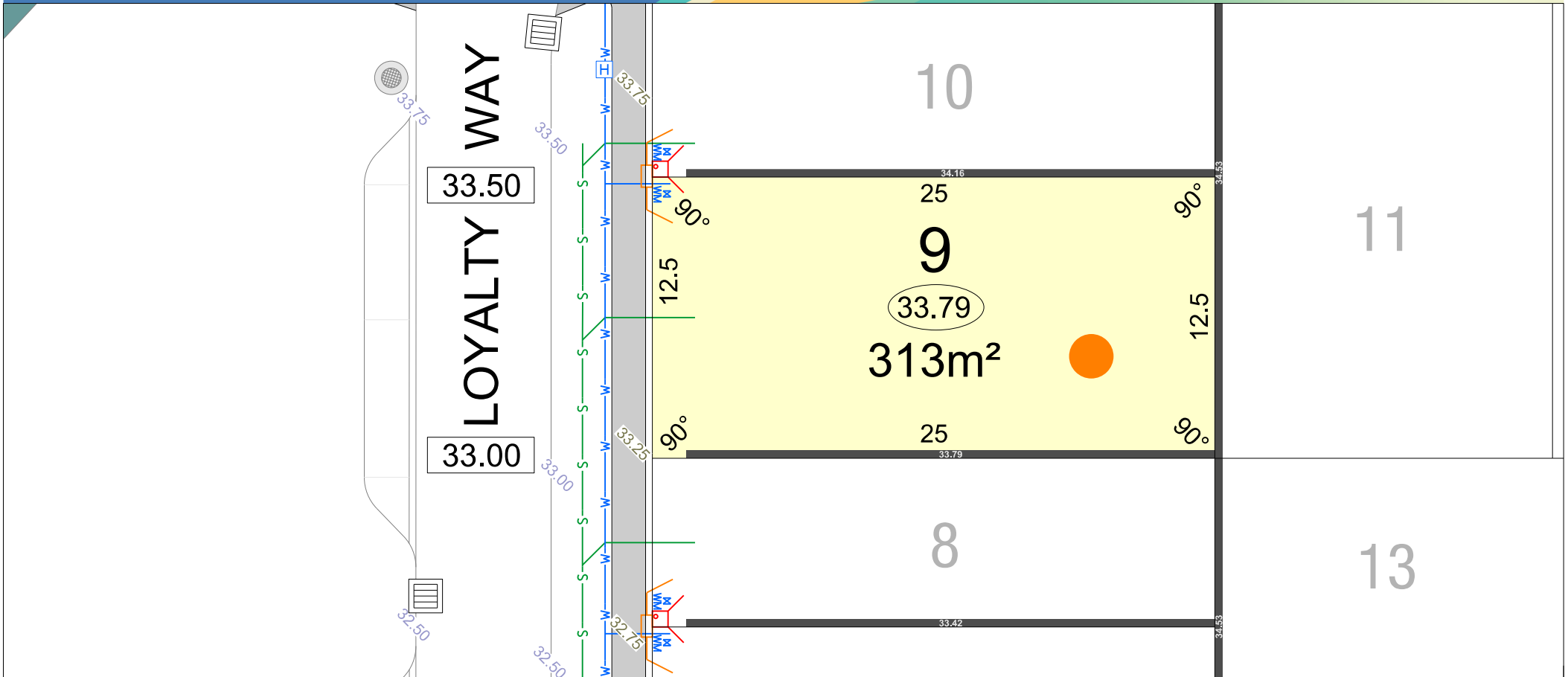


SCALE 1:250

Depicted Information subject to approvals and survey.

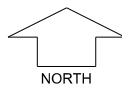
All dimensions and areas are subject to survey. The particulars on this brochure are supplied for Information only and shall not be taken as a representation in any respect on the part of the Vendor or its agent. Authorities should be consulted when services are contained within lot boundaries as building restrictions may apply. All retaining walls and associated easements are shown exaggerated for clarity.

parcel.



WATER	DRAINAGE	RETAINING WALL & HEIGHT	POWER DOME MINI PILLAR	BUSHFIRE ATTACK LEVEL	TOP OF KERB HEIGHT	ACCESS RESTRICTION
WATER METER	EMERGENCY ACCESS WAY	REVERSE WALL & HEIGHT	POWER DOME UNIVERSAL PILLAR	BAL 12.5	SPOT LEVEL	ACOUSTIC ATTENUATION PACKAGE REQUIREMENT (FOR SINGLE STOREY CONSTRUCTION)
WATER HYDRANT	GARAGE LOCATION	NON-STRUCTURAL WALL	STREETLIGHTS	BAL 19	PAD LEVEL	PACKAGE A
WATER VALVE			TRANSFORMER SITE	OPTICOMM CONNECTION	ROAD LEVEL	PACKAGE B
				SEWER/ MANHOLE		PACKAGE C

STAGE 2

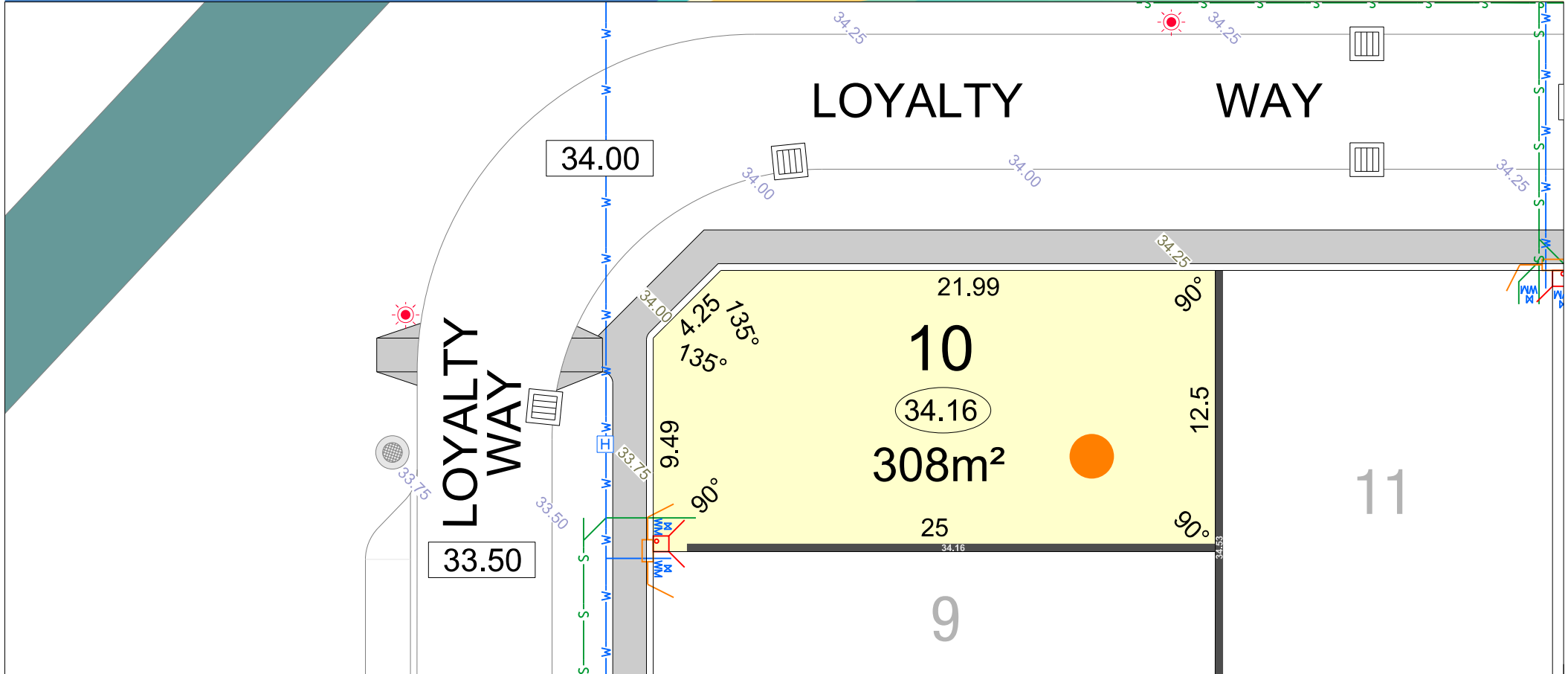


SCALE 1:250

Depicted Information subject to approvals and survey.

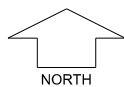
All dimensions and areas are subject to survey. The particulars on this brochure are supplied for Information only and shall not be taken as a representation in any respect on the part of the Vendor or its agent. Authorities should be consulted when services are contained within lot boundaries as building restrictions may apply. All retaining walls and associated easements are shown exaggerated for clarity.

parcel.



WATER	DRAINAGE	RETAINING WALL & HEIGHT	POWER DOME MINI PILLAR	BUSHFIRE ATTACK LEVEL	TOP OF KERB HEIGHT	ACCESS RESTRICTION
WATER METER	EMERGENCY ACCESS WAY	REVERSE WALL & HEIGHT	POWER DOME UNIVERSAL PILLAR	BAL 12.5	SPOT LEVEL	ACOUSTIC ATTENUATION PACKAGE REQUIREMENT (FOR SINGLE STOREY CONSTRUCTION)
WATER HYDRANT	GARAGE LOCATION	NON-STRUCTURAL WALL	STREETLIGHTS	BAL 19	PAD LEVEL	PACKAGE A
WATER VALVE			TRANSFORMER SITE	OPTICOMM CONNECTION	ROAD LEVEL	PACKAGE B
				SEWER/ MANHOLE		PACKAGE C

STAGE 2

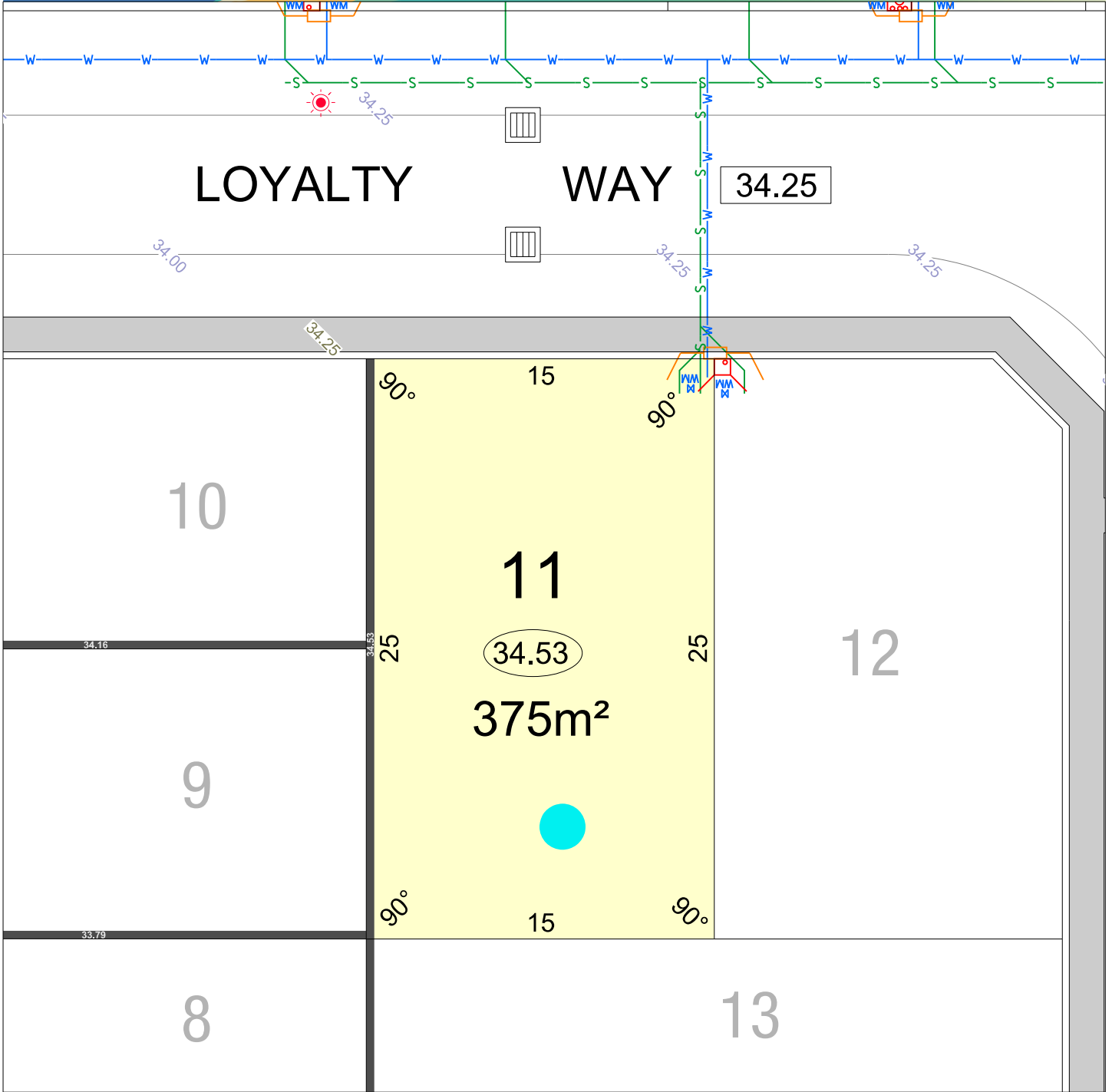


SCALE 1:250

Depicted Information subject to approvals and survey.

All dimensions and areas are subject to survey. The particulars on this brochure are supplied for Information only and shall not be taken as a representation in any respect on the part of the Vendor or its agent. Authorities should be consulted when services are contained within lot boundaries as building restrictions may apply. All retaining walls and associated easements are shown exaggerated for clarity.

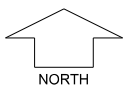
parcel.



LEGEND

WATER	WATER METER	WATER HYDRANT	WATER VALVE	SEWER/ MANHOLE	ACCESS RESTRICTION	BUSHFIRE ATTACK LEVEL	BAL 12.5	BAL 19	ACOUSTIC ATTENUATION PACKAGE REQUIREMENT (FOR SINGLE STOREY CONSTRUCTION)	PACKAGE A	PACKAGE B	PACKAGE C	POWER DOME MINI PILLAR	POWER DOME UNIVERSAL PILLAR	TRANSFORMER SITE	STREETLIGHTS	EMERGENCY ACCESS WAY	26.54 RETAINING WALL & HEIGHT	26.54 REVERSE WALL & HEIGHT	NON-STRUCTURAL WALL	DRAINAGE	OPTICOMM CONNECTION	26.80 TOP OF KERB HEIGHT	26.16 SPOT LEVEL	26.30 PAD LEVEL	25.40 ROAD LEVEL	GARAGE LOCATION
-------	-------------	---------------	-------------	----------------	--------------------	------------------------------	----------	--------	--	-----------	-----------	-----------	------------------------	-----------------------------	------------------	--------------	----------------------	-------------------------------	-----------------------------	---------------------	----------	---------------------	--------------------------	------------------	-----------------	------------------	-----------------

STAGE 2



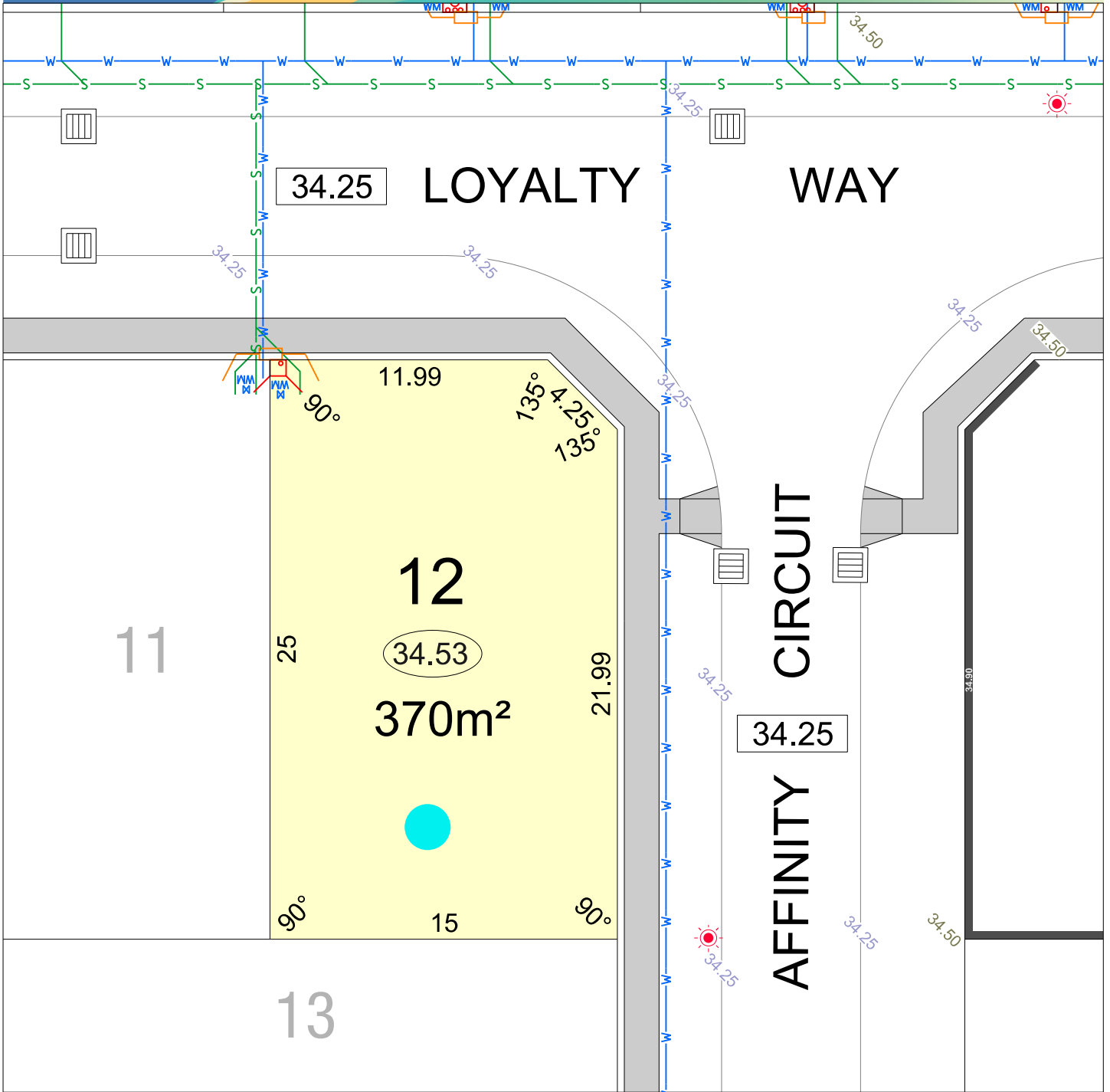
SCALE 1:250

Depicted information subject to approvals and survey.

All dimensions and areas are subject to survey. The particulars on this brochure are supplied for information only and shall not be taken as a representation in any respect on the part of the Vendor or its agent. Authorities should be consulted when services are contained within lot boundaries as building restrictions may apply. All retaining walls and associated easements are shown exaggerated for clarity.

MNG.Ref: 1016361ip-020b Date: 03/12/2024

parcel.



LEGEND

- | | | | | |
|-----------------------|--|--------------------------------|----------------------------|-----------------------|
| WATER | BUSHFIRE ATTACK LEVEL
BAL 12.5 | POWER DOME
MINI PILLAR | RETAINING WALL
& HEIGHT | TOP OF
KERB HEIGHT |
| WATER METER | BAL 19 | POWER DOME
UNIVERSAL PILLAR | REVERSE WALL
& HEIGHT | SPOT LEVEL |
| WATER HYDRANT | ACOUSTIC ATTENUATION
PACKAGE REQUIREMENT
(FOR SINGLE STOREY CONSTRUCTION) | TRANSFORMER SITE | NON-STRUCTURAL
WALL | PAD LEVEL |
| WATER VALVE | A PACKAGE A | STREETLIGHTS | DRAINAGE | ROAD LEVEL |
| SEWER/ MANHOLE | B PACKAGE B | EMERGENCY
ACCESS WAY | OPTICOMM
CONNECTION | GARAGE
LOCATION |
| ACCESS
RESTRICTION | C PACKAGE C | | | |

STAGE 2



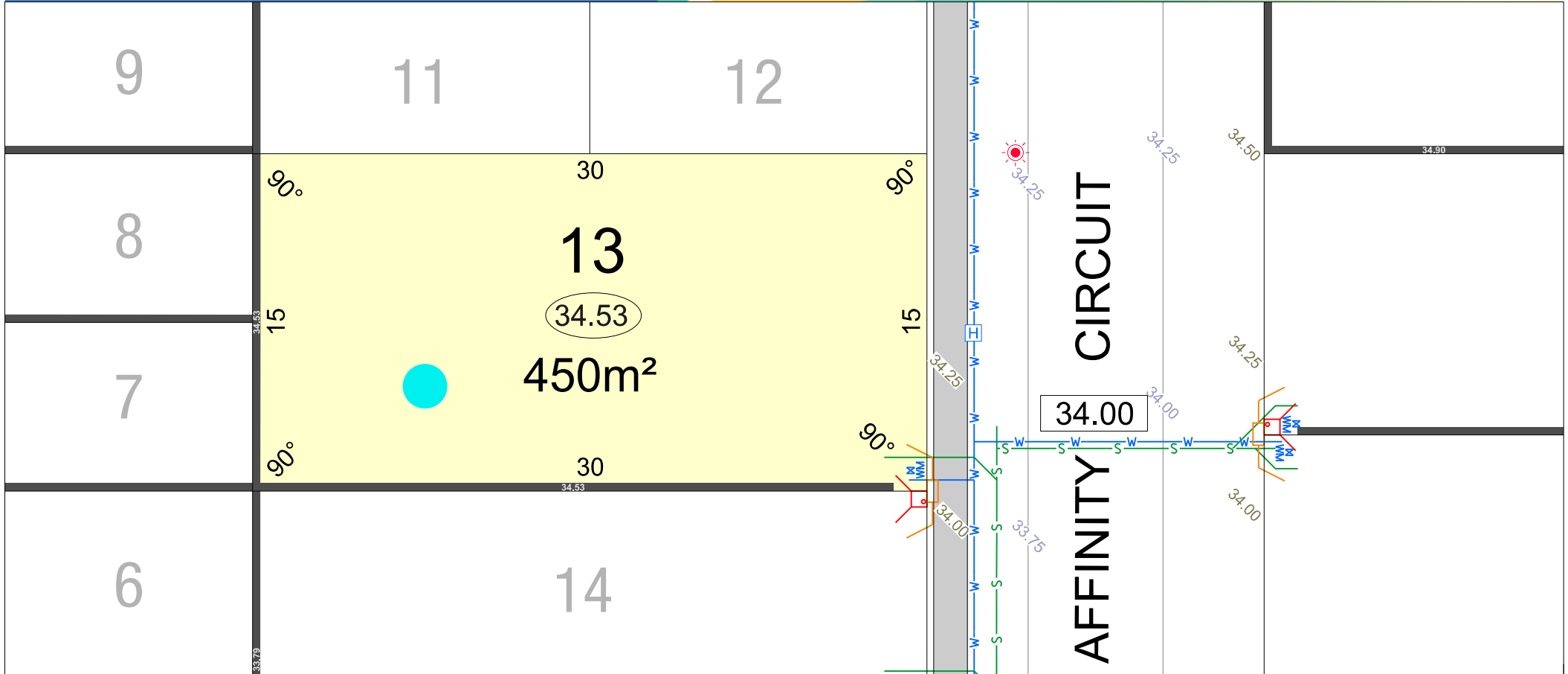
SCALE 1:250

Depicted information subject to approvals and survey.

All dimensions and areas are subject to survey. The particulars on this brochure are supplied for information only and shall not be taken as a representation in any respect on the part of the Vendor or its agent. Authorities should be consulted when services are contained within lot boundaries as building restrictions may apply. All retaining walls and associated easements are shown exaggerated for clarity.

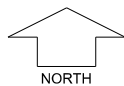
MNG.Ref: 101636lp-020b Date: 03/12/2024

parcel.



LEGEND	WATER	DRAINAGE	26.54 RETAINING WALL & HEIGHT	POWER DOME MINI PILLAR	BUSHFIRE ATTACK LEVEL	24.99 TOP OF KERB HEIGHT	ACCESS RESTRICTION
WATER METER	EMERGENCY ACCESS WAY	26.54 REVERSE WALL & HEIGHT	POWER DOME UNIVERSAL PILLAR	BAL 12.5	26.16 SPOT LEVEL	ACOUSTIC ATTENUATION PACKAGE REQUIREMENT (FOR SINGLE STOREY CONSTRUCTION)	
WATER HYDRANT	GARAGE LOCATION	NON-STRUCTURAL WALL	STREETLIGHTS	BAL 19	26.32 PAD LEVEL	PACKAGE A	
WATER VALVE			TRANSFORMER SITE	OPTICOMM CONNECTION	25.40 ROAD LEVEL	PACKAGE B	
				SEWER/ MANHOLE		PACKAGE C	

STAGE 2

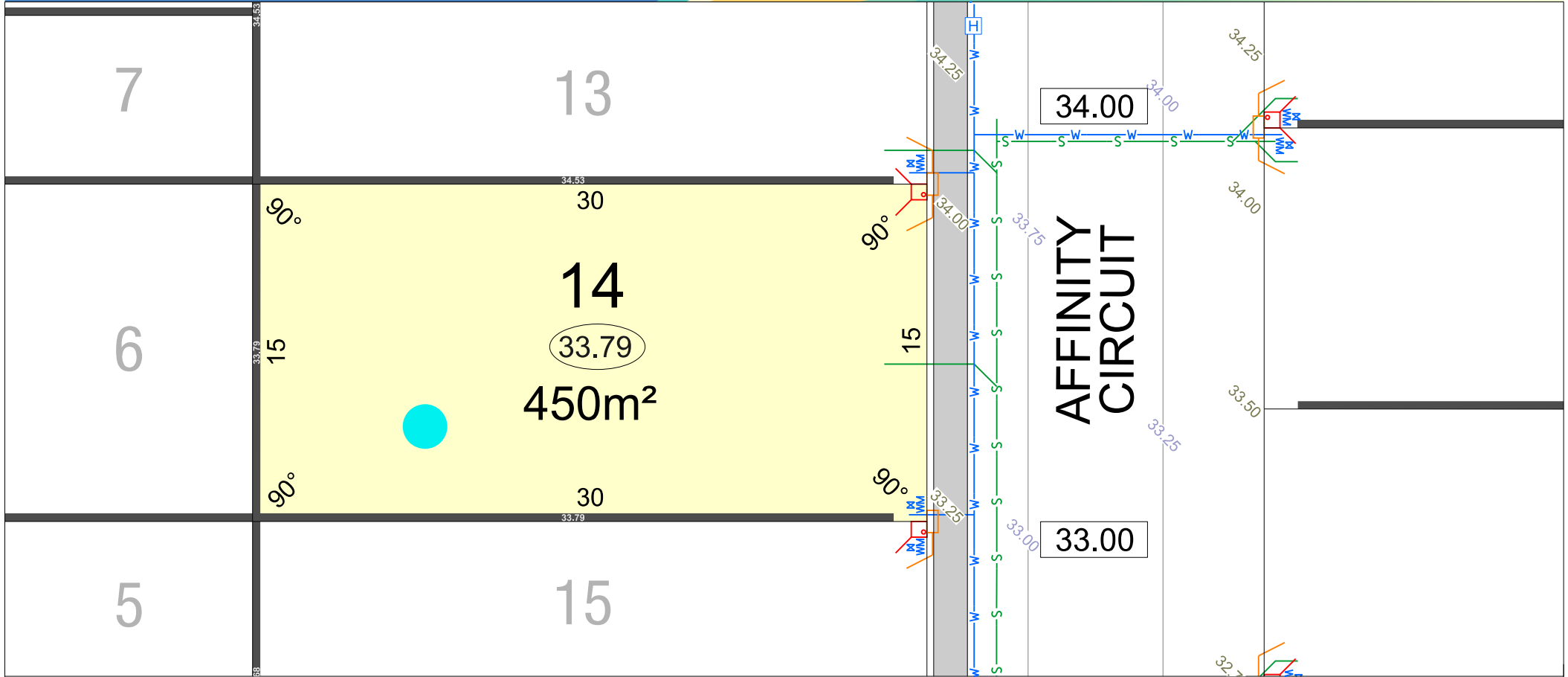


SCALE 1:250

Depicted Information subject to approvals and survey.

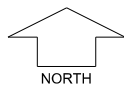
All dimensions and areas are subject to survey. The particulars on this brochure are supplied for Information only and shall not be taken as a representation in any respect on the part of the Vendor or its agent. Authorities should be consulted when services are contained within lot boundaries as building restrictions may apply. All retaining walls and associated easements are shown exaggerated for clarity.

parcel.



LEGEND		DRAINAGE	RETAINING WALL & HEIGHT	POWER DOME MINI PILLAR	BUSHFIRE ATTACK LEVEL	TOP OF KERB HEIGHT	ACCESS RESTRICTION
WATER	WATER METER	EMERGENCY ACCESS WAY	REVERSE WALL & HEIGHT	POWER DOME UNIVERSAL PILLAR	BAL 12.5	SPOT LEVEL	ACOUSTIC ATTENUATION PACKAGE REQUIREMENT (FOR SINGLE STOREY CONSTRUCTION)
WATER HYDRANT	WATER VALVE	GARAGE LOCATION	NON-STRUCTURAL WALL	STREETLIGHTS	BAL 19	PAD LEVEL	(A) PACKAGE A
				TRANSFORMER SITE	OPTICOMM CONNECTION	ROAD LEVEL	(B) PACKAGE B
					SEWER/ MANHOLE		(C) PACKAGE C

STAGE 2

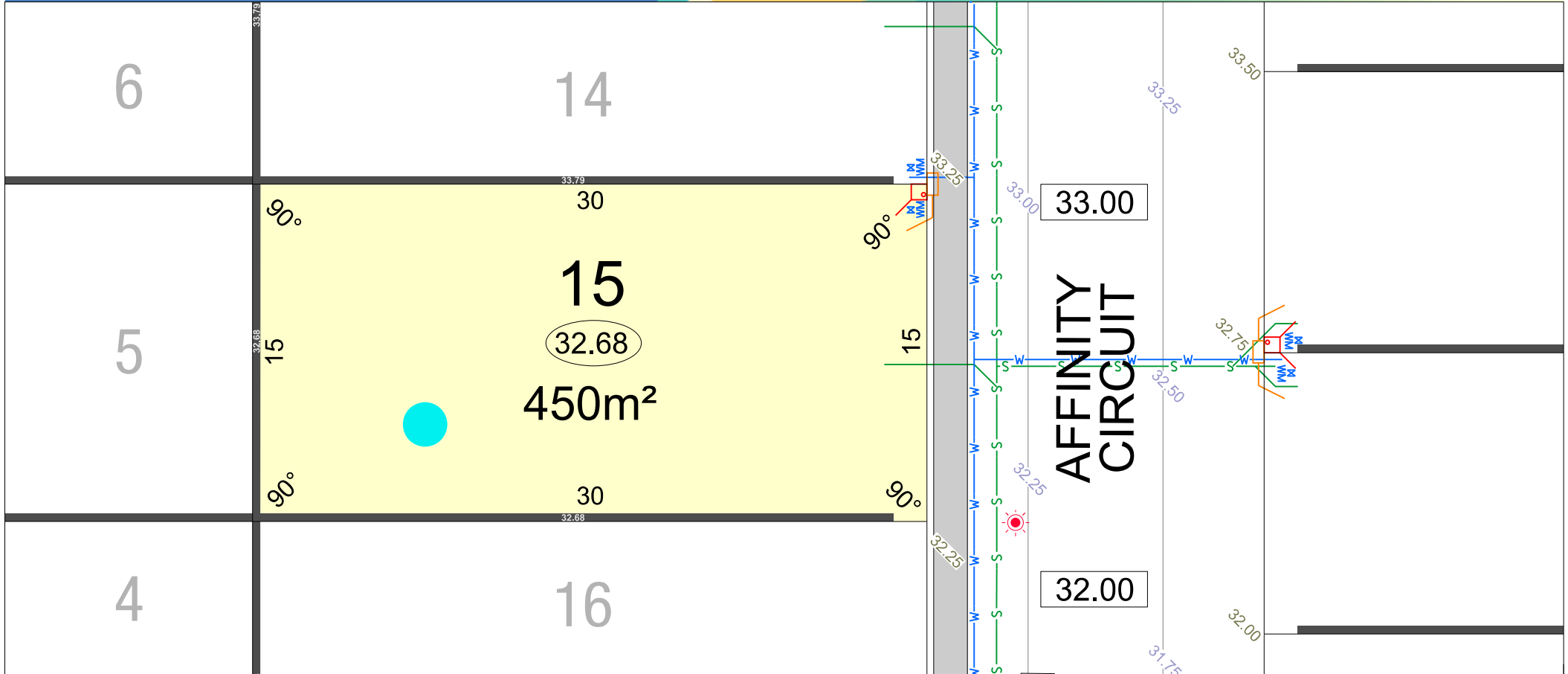


SCALE 1:250

Depicted Information subject to approvals and survey.

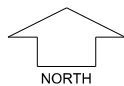
All dimensions and areas are subject to survey. The particulars on this brochure are supplied for Information only and shall not be taken as a representation in any respect on the part of the Vendor or its agent. Authorities should be consulted when services are contained within lot boundaries as building restrictions may apply. All retaining walls and associated easements are shown exaggerated for clarity.

parcel.



LEGEND		DRAINAGE	RETAINING WALL & HEIGHT	POWER DOME MINI PILLAR	BUSHFIRE ATTACK LEVEL	TOP OF KERB HEIGHT	ACCESS RESTRICTION
WATER	WATER METER	EMERGENCY ACCESS WAY	REVERSE WALL & HEIGHT	POWER DOME UNIVERSAL PILLAR	BAL 12.5	SPOT LEVEL	ACOUSTIC ATTENUATION PACKAGE REQUIREMENT (FOR SINGLE STOREY CONSTRUCTION)
WATER HYDRANT	WATER VALVE	GARAGE LOCATION	NON-STRUCTURAL WALL	STREETLIGHTS	BAL 19	PAD LEVEL	PACKAGE A
				TRANSFORMER SITE	OPTICOMM CONNECTION	ROAD LEVEL	PACKAGE B
					SEWER/ MANHOLE		PACKAGE C

STAGE 2

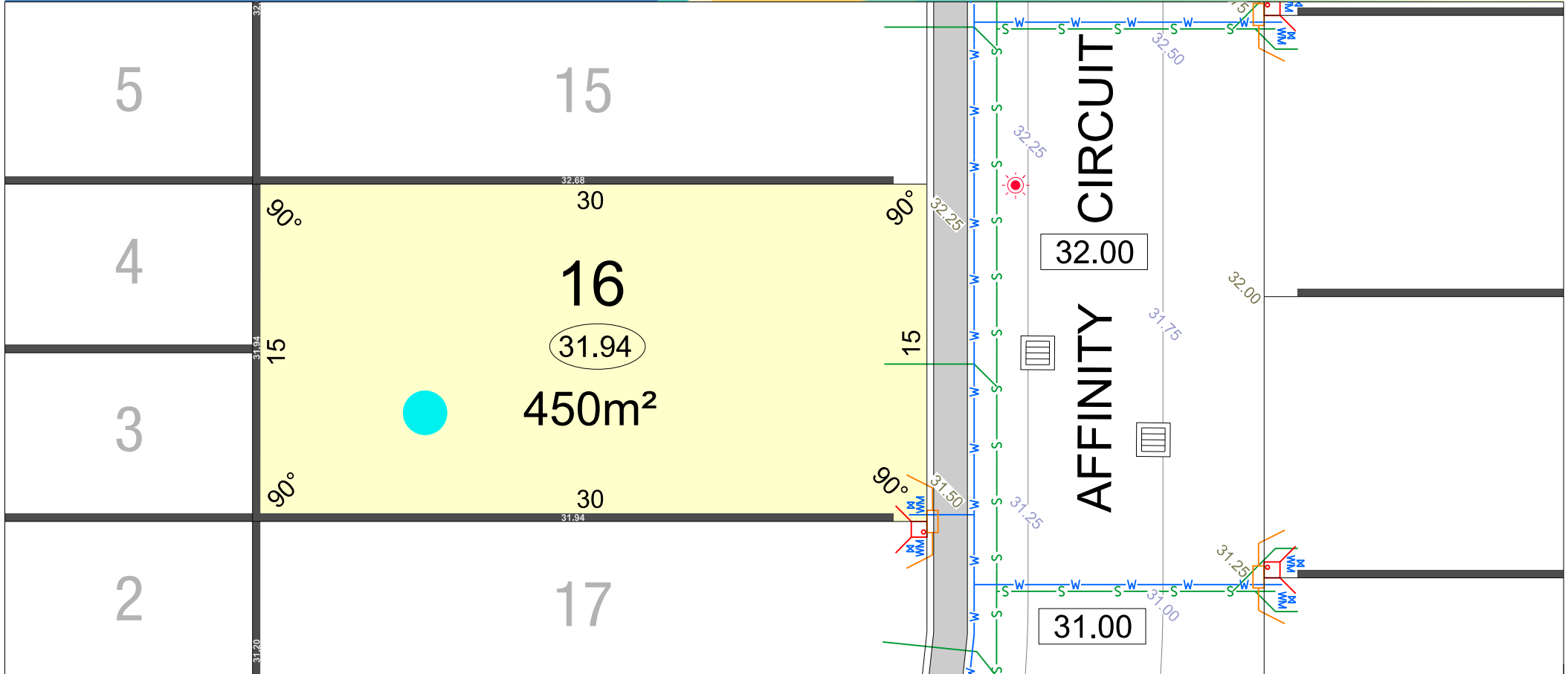


SCALE 1:250

Depicted Information subject to approvals and survey.

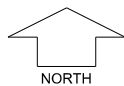
All dimensions and areas are subject to survey. The particulars on this brochure are supplied for Information only and shall not be taken as a representation in any respect on the part of the Vendor or its agent. Authorities should be consulted when services are contained within lot boundaries as building restrictions may apply. All retaining walls and associated easements are shown exaggerated for clarity.

parcel.



LEGEND		DRAINAGE		RETAINING WALL & HEIGHT		POWER DOME		BUSHFIRE ATTACK LEVEL		TOP OF KERB HEIGHT		ACCESS RESTRICTION	
	WATER		DRAINAGE		26.54		MINI PILLAR		BAL 12.5		24.99		ACCESS RESTRICTION
	WATER METER		EMERGENCY ACCESS WAY		26.54		UNIVERSAL PILLAR		BAL 19		26.16	ACOUSTIC ATTENUATION PACKAGE REQUIREMENT (FOR SINGLE STOREY CONSTRUCTION)	
	WATER HYDRANT		GARAGE LOCATION				STREETLIGHTS		OPTICOMM CONNECTION		26.32		PACKAGE A
	WATER VALVE						TRANSFORMER SITE		SEWER/ MANHOLE		25.40		PACKAGE B
													PACKAGE C

STAGE 2

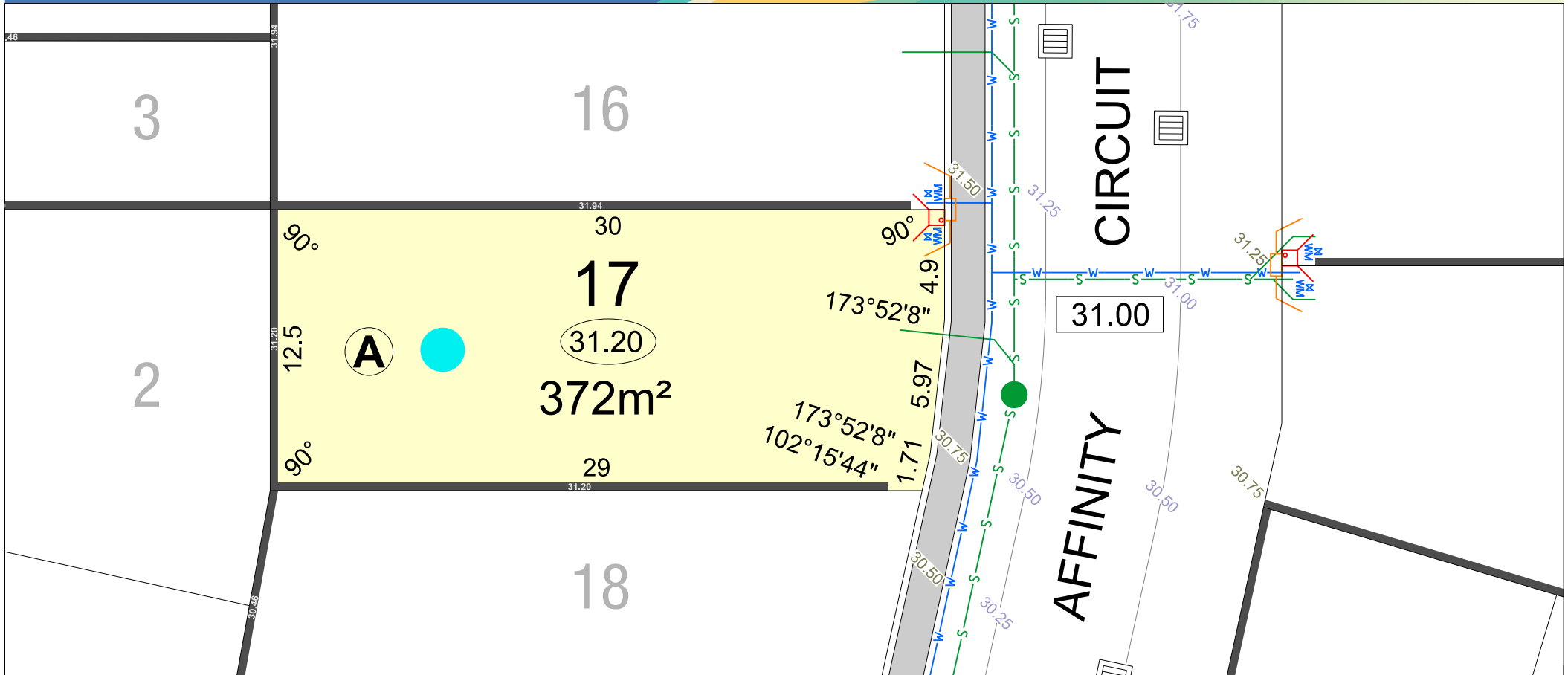


SCALE 1:250

Depicted Information subject to approvals and survey.

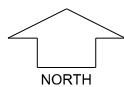
All dimensions and areas are subject to survey. The particulars on this brochure are supplied for Information only and shall not be taken as a representation in any respect on the part of the Vendor or its agent. Authorities should be consulted when services are contained within lot boundaries as building restrictions may apply. All retaining walls and associated easements are shown exaggerated for clarity.

parcel.



LEGEND	WATER	DRAINAGE	26.54 RETAINING WALL & HEIGHT	POWER DOME MINI PILLAR	BUSHFIRE ATTACK LEVEL	24.99 TOP OF KERB HEIGHT	ACCESS RESTRICTION
WATER METER	WATER HYDRANT	EMERGENCY ACCESS WAY	26.54 REVERSE WALL & HEIGHT	POWER DOME UNIVERSAL PILLAR	BAL 12.5	26.16 SPOT LEVEL	ACOUSTIC ATTENUATION PACKAGE REQUIREMENT (FOR SINGLE STOREY CONSTRUCTION)
WATER VALVE	GARAGE LOCATION	NON-STRUCTURAL WALL	STREETLIGHTS	TRANSFORMER SITE	OPTICOMM CONNECTION	26.32 PAD LEVEL	PACKAGE A
					SEWER/ MANHOLE	25.40 ROAD LEVEL	PACKAGE B
							PACKAGE C

STAGE 2

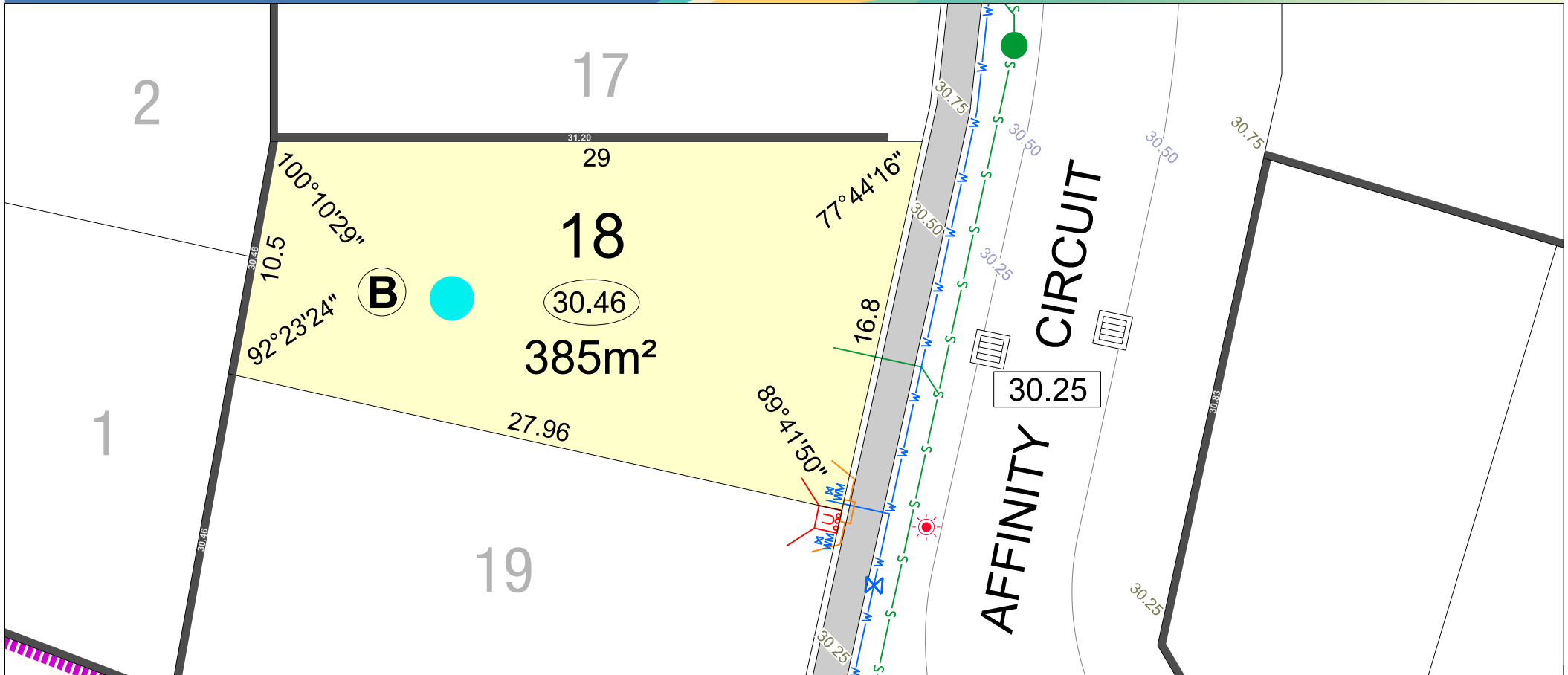


SCALE 1:250

Depicted Information subject to approvals and survey.

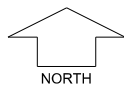
All dimensions and areas are subject to survey. The particulars on this brochure are supplied for Information only and shall not be taken as a representation in any respect on the part of the Vendor or its agent. Authorities should be consulted when services are contained within lot boundaries as building restrictions may apply. All retaining walls and associated easements are shown exaggerated for clarity.

parcel.



LEGEND		DRAINAGE		RETAINING WALL & HEIGHT		POWER DOME		BUSHFIRE ATTACK LEVEL		TOP OF KERB HEIGHT		ACCESS RESTRICTION	
	WATER				26.54		MINI PILLAR		BAL 12.5		24.99		ACCESS RESTRICTION
	WATER METER				26.54		UNIVERSAL PILLAR		BAL 19		26.16		ACOUSTIC ATTENUATION PACKAGE REQUIREMENT (FOR SINGLE STOREY CONSTRUCTION)
	WATER HYDRANT		EMERGENCY ACCESS WAY				STREETLIGHTS		OPTICOMM CONNECTION		26.32		PACKAGE A
	WATER VALVE		GARAGE LOCATION				TRANSFORMER SITE		SEWER/ MANHOLE		25.40		PACKAGE B
													PACKAGE C

STAGE 2

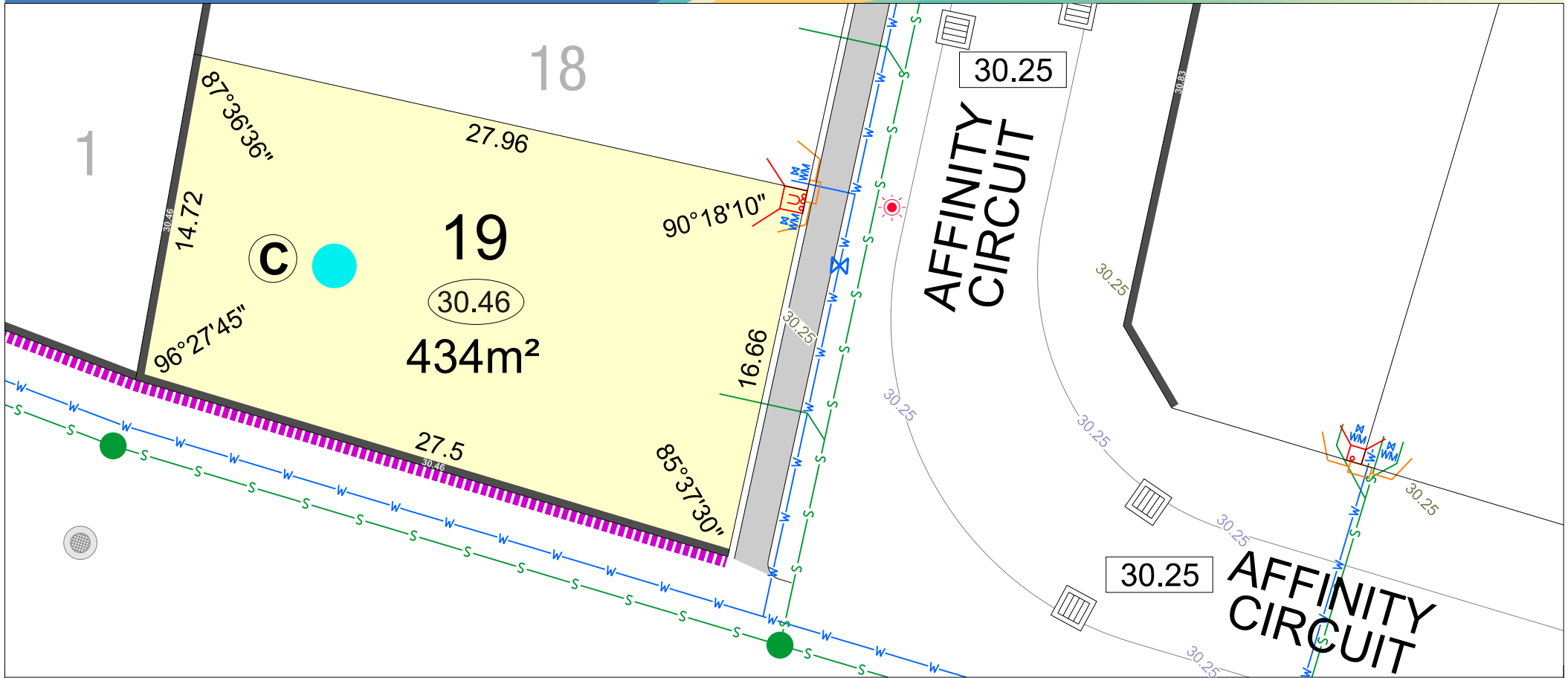


SCALE 1:250

Depicted Information subject to approvals and survey.

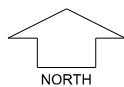
All dimensions and areas are subject to survey. The particulars on this brochure are supplied for Information only and shall not be taken as a representation in any respect on the part of the Vendor or its agent. Authorities should be consulted when services are contained within lot boundaries as building restrictions may apply. All retaining walls and associated easements are shown exaggerated for clarity.

parcel.



LEGEND		DRAINAGE		RETAINING WALL & HEIGHT		POWER DOME		BUSHFIRE ATTACK LEVEL		TOP OF KERB HEIGHT		ACCESS RESTRICTION	
	WATER				26.54		MINI PILLAR		BAL 12.5		24.99		ACCESS RESTRICTION
	WATER METER				26.54		UNIVERSAL PILLAR		BAL 19		26.16		ACOUSTIC ATTENUATION PACKAGE REQUIREMENT (FOR SINGLE STOREY CONSTRUCTION)
	WATER HYDRANT		EMERGENCY ACCESS WAY				STREETLIGHTS		OPTICOMM CONNECTION		26.32		PACKAGE A
	WATER VALVE		GARAGE LOCATION				TRANSFORMER SITE		SEWER/ MANHOLE		25.40		PACKAGE B
											25.40		PACKAGE C
											30.25		

STAGE 2

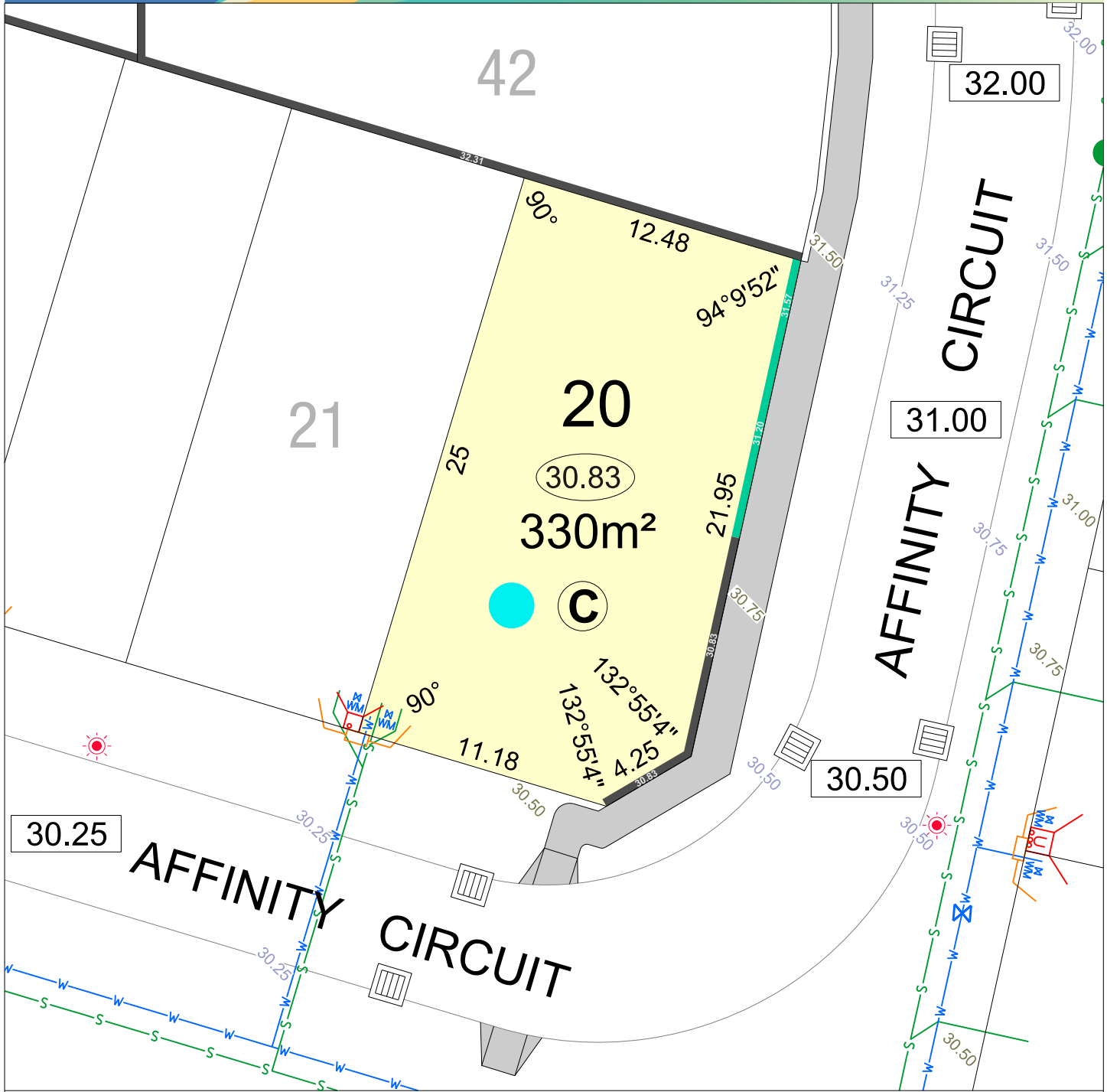


SCALE 1:250



























Depicted Information subject to approvals and survey.

All dimensions and areas are subject to survey. The particulars on this brochure are supplied for Information only and shall not be taken as a representation in any respect on the part of the Vendor or its agent. Authorities should be consulted when services are contained within lot boundaries as building restrictions may apply. All retaining walls and associated easements are shown exaggerated for clarity.

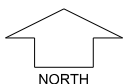
parcel.



LEGEND

 WATER	 BAL 12.5	 POWER DOME MINI PILLAR	 26.54 RETAINING WALL & HEIGHT	 26.80 TOP OF KERB HEIGHT
 WATER METER	 BAL 19	 POWER DOME UNIVERSAL PILLAR	 26.54 REVERSE WALL & HEIGHT	 26.16 SPOT LEVEL
 WATER HYDRANT	ACOUSTIC ATTENUATION PACKAGE REQUIREMENT (FOR SINGLE STOREY CONSTRUCTION)	 TRANSFORMER SITE	 NON-STRUCTURAL WALL	 26.30 PAD LEVEL
 WATER VALVE	 PACKAGE A	 STREETLIGHTS	 DRAINAGE	 25.40 ROAD LEVEL
 SEWER/ MANHOLE	 PACKAGE B	 EMERGENCY ACCESS WAY	 OPTICOMM CONNECTION	 GARAGE LOCATION
 ACCESS RESTRICTION	 PACKAGE C			

STAGE 2



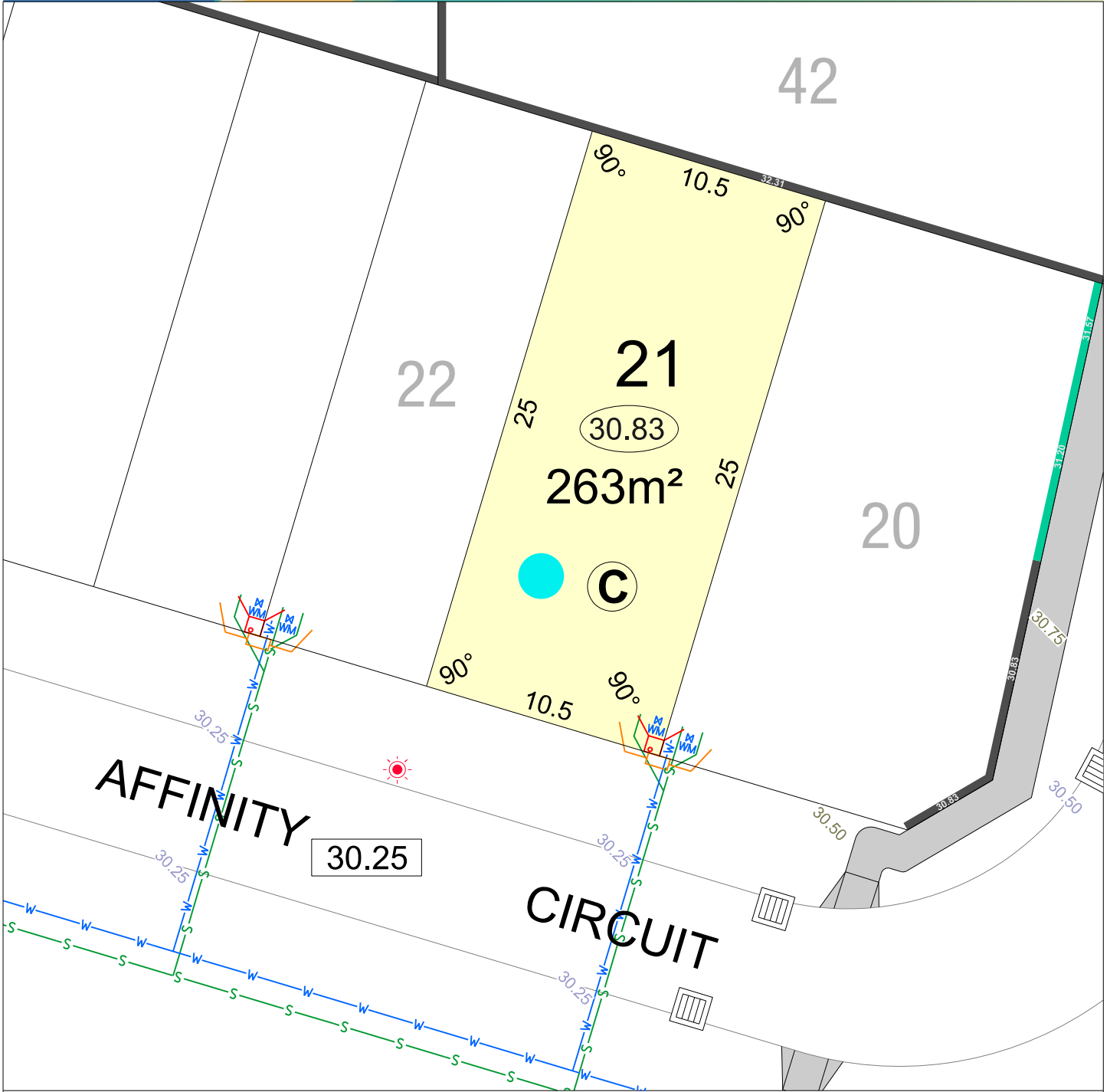
SCALE 1:250

Depicted information subject to approvals and survey.

All dimensions and areas are subject to survey. The particulars on this brochure are supplied for information only and shall not be taken as a representation in any respect on the part of the Vendor or its agent. Authorities should be consulted when services are contained within lot boundaries as building restrictions may apply. All retaining walls and associated easements are shown exaggerated for clarity.

MNG.Ref: 101636lp-020b Date: 03/12/2024

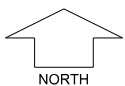
parcel.



LEGEND

WATER	BAL 12.5	POWER DOME MINI PILLAR	26.54 RETAINING WALL & HEIGHT	26.80 TOP OF KERB HEIGHT
WATER METER	BAL 19	POWER DOME UNIVERSAL PILLAR	26.54 REVERSE WALL & HEIGHT	26.16 SPOT LEVEL
WATER HYDRANT	ACOUSTIC ATTENUATION PACKAGE REQUIREMENT (FOR SINGLE STOREY CONSTRUCTION)	TRANSFORMER SITE	NON-STRUCTURAL WALL	26.30 PAD LEVEL
WATER VALVE	PACKAGE A	STREETLIGHTS	DRAINAGE	25.40 ROAD LEVEL
SEWER/ MANHOLE	PACKAGE B	EMERGENCY ACCESS WAY	OPTICOMM CONNECTION	GARAGE LOCATION
ACCESS RESTRICTION	PACKAGE C			

STAGE 2

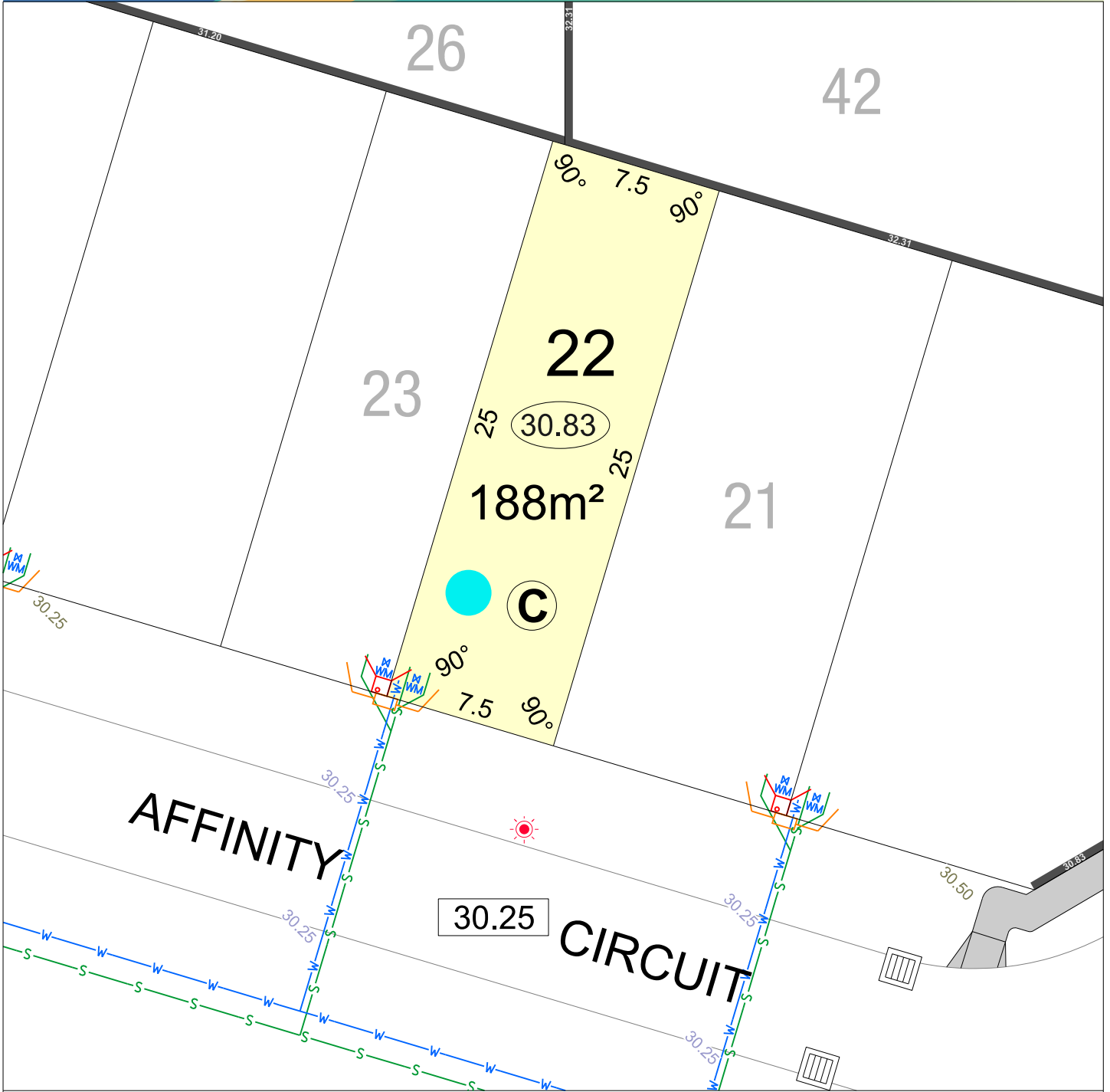


SCALE 1:250

Depicted information subject to approvals and survey.
 All dimensions and areas are subject to survey. The particulars on this brochure are supplied for information only and shall not be taken as a representation in any respect on the part of the Vendor or its agent. Authorities should be consulted when services are contained within lot boundaries as building restrictions may apply. All retaining walls and associated easements are shown exaggerated for clarity.

MNG.Ref: 101636lp-020b Date: 03/12/2024





LEGEND

WATER	BAL 12.5	POWER DOME MINI PILLAR	26.54 RETAINING WALL & HEIGHT	TOP OF KERB HEIGHT
WATER METER	BAL 19	POWER DOME UNIVERSAL PILLAR	26.54 REVERSE WALL & HEIGHT	26.16 SPOT LEVEL
WATER HYDRANT	ACOUSTIC ATTENUATION PACKAGE REQUIREMENT (FOR SINGLE STOREY CONSTRUCTION)	TRANSFORMER SITE	NON-STRUCTURAL WALL	30.83 PAD LEVEL
WATER VALVE	A PACKAGE A	STREETLIGHTS	DRAINAGE	25.40 ROAD LEVEL
SEWER/ MANHOLE	B PACKAGE B	EMERGENCY ACCESS WAY	OPTICOMM CONNECTION	GARAGE LOCATION
ACCESS RESTRICTION	C PACKAGE C			

STAGE 2



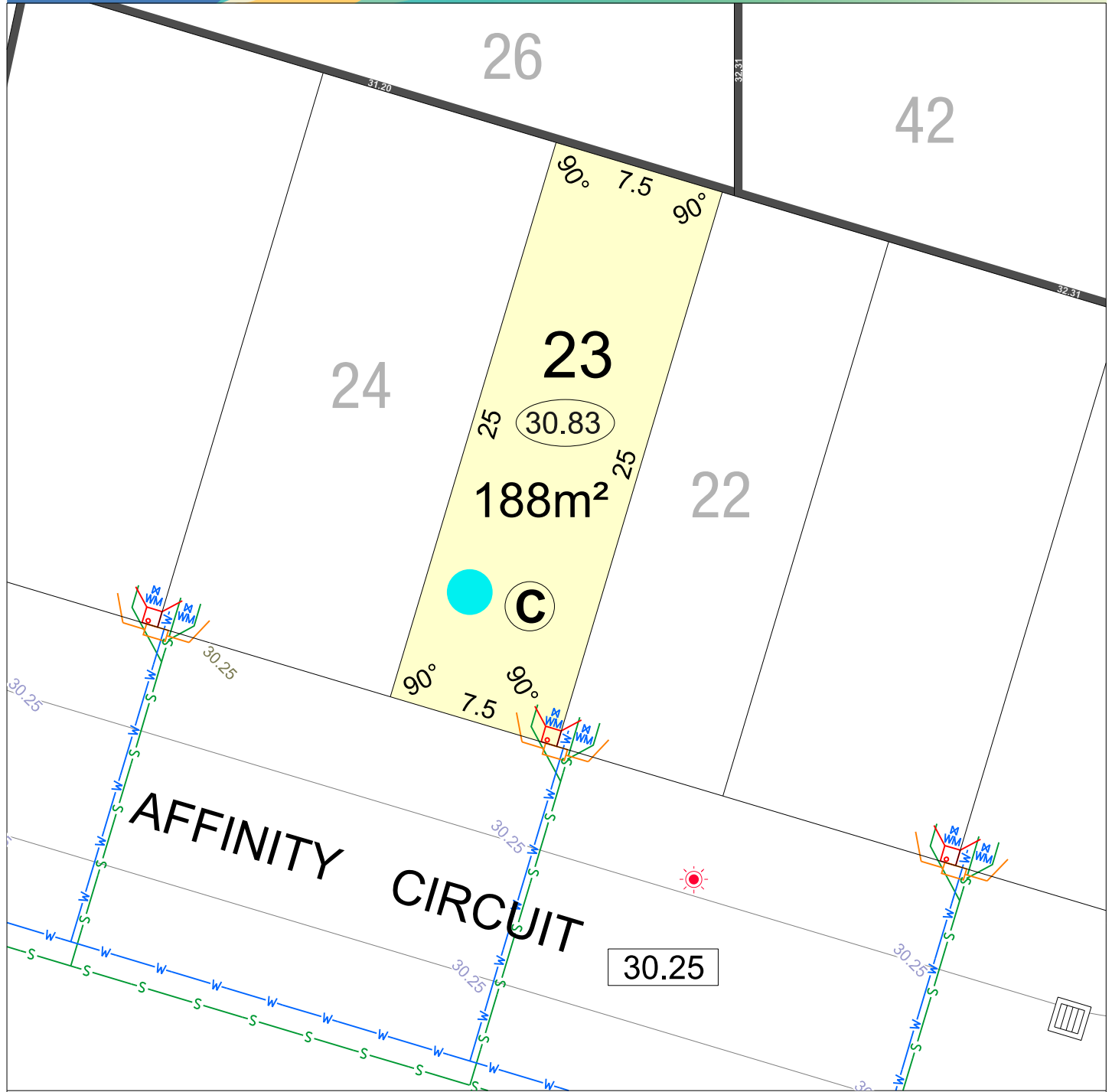
SCALE 1:250

Depicted information subject to approvals and survey.

All dimensions and areas are subject to survey. The particulars on this brochure are supplied for information only and shall not be taken as a representation in any respect on the part of the Vendor or its agent. Authorities should be consulted when services are contained within lot boundaries as building restrictions may apply. All retaining walls and associated easements are shown exaggerated for clarity.

MNG.Ref: 1016361ip-020b Date: 03/12/2024

parcel.



LEGEND

- WATER
- WATER METER
- WATER HYDRANT
- WATER VALVE
- SEWER/ MANHOLE
- ACCESS RESTRICTION

BUSHFIRE ATTACK LEVEL

- BAL 12.5
- BAL 19

ACOUSTIC ATTENUATION PACKAGE REQUIREMENT (FOR SINGLE STOREY CONSTRUCTION)

- PACKAGE A
- PACKAGE B
- PACKAGE C

- POWER DOME MINI PILLAR
- POWER DOME UNIVERSAL PILLAR
- TRANSFORMER SITE
- STREETLIGHTS
- EMERGENCY ACCESS WAY

- 26.54 RETAINING WALL & HEIGHT
- 26.54 REVERSE WALL & HEIGHT
- NON-STRUCTURAL WALL
- DRAINAGE
- OPTICOMM CONNECTION
- 26.80 TOP OF KERB HEIGHT
- 26.16 SPOT LEVEL
- 26.30 PAD LEVEL
- 25.40 ROAD LEVEL
- GARAGE LOCATION

STAGE 2



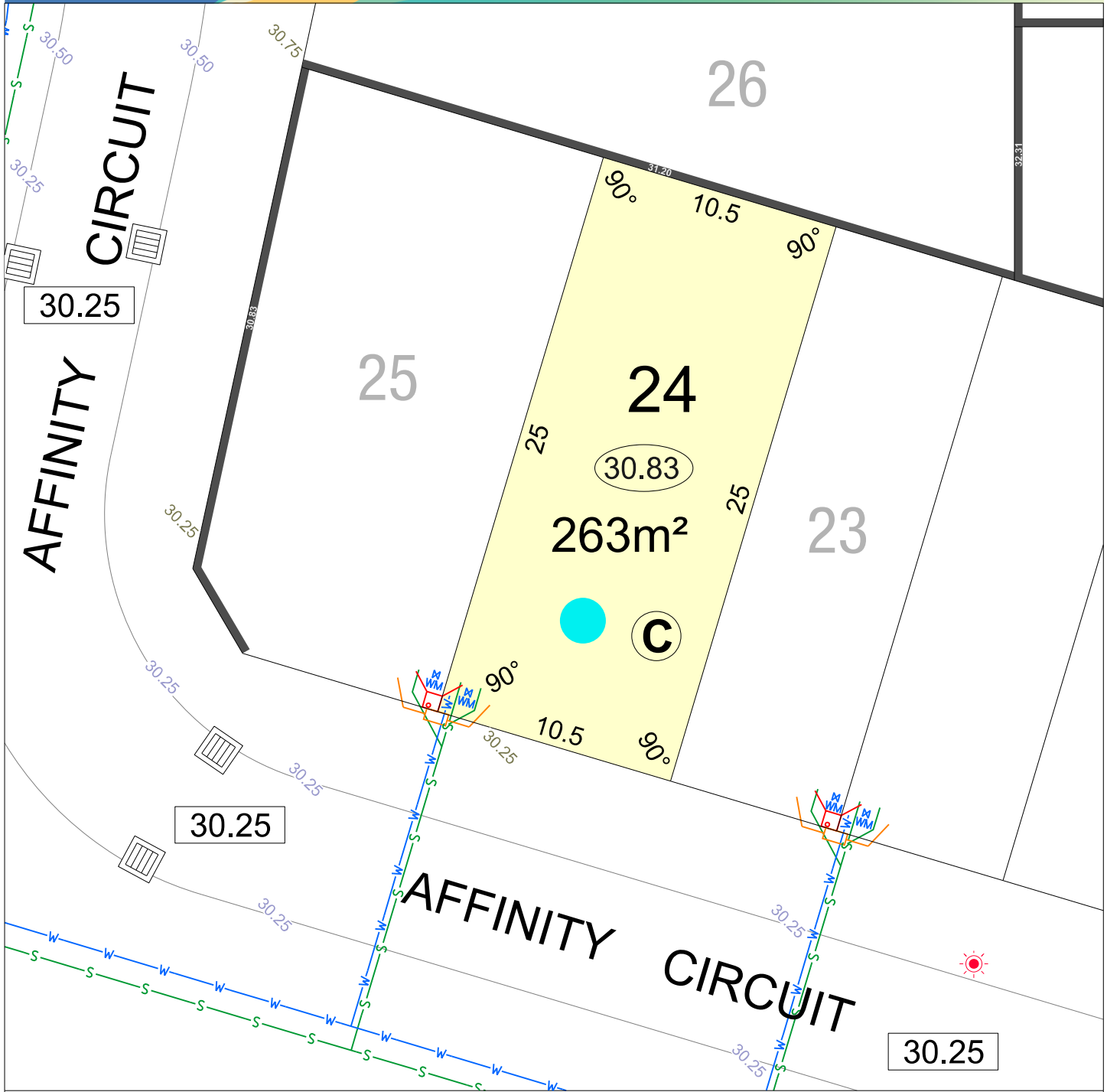
SCALE 1:250

Depicted information subject to approvals and survey.

All dimensions and areas are subject to survey. The particulars on this brochure are supplied for information only and shall not be taken as a representation in any respect on the part of the Vendor or its agent. Authorities should be consulted when services are contained within lot boundaries as building restrictions may apply. All retaining walls and associated easements are shown exaggerated for clarity.

MNG Ref: 1016361ip-020b Date: 03/12/2024

parcel.



LEGEND

- WATER
- WATER METER
- WATER HYDRANT
- WATER VALVE
- SEWER/ MANHOLE
- ACCESS RESTRICTION

BUSHFIRE ATTACK LEVEL

- BAL 12.5
- BAL 19

ACOUSTIC ATTENUATION PACKAGE REQUIREMENT (FOR SINGLE STOREY CONSTRUCTION)

- PACKAGE A
- PACKAGE B
- PACKAGE C

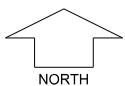
- POWER DOME MINI PILLAR
- POWER DOME UNIVERSAL PILLAR
- TRANSFORMER SITE
- STREETLIGHTS
- EMERGENCY ACCESS WAY

- 26.54 RETAINING WALL & HEIGHT
- 26.54 REVERSE WALL & HEIGHT
- NON-STRUCTURAL WALL
- DRAINAGE
- OPTICOMM CONNECTION

- 26.80 TOP OF KERB HEIGHT
- 26.16 SPOT LEVEL
- 26.30 PAD LEVEL
- 25.40 ROAD LEVEL
- GARAGE LOCATION

STAGE 2

SCALE 1:250

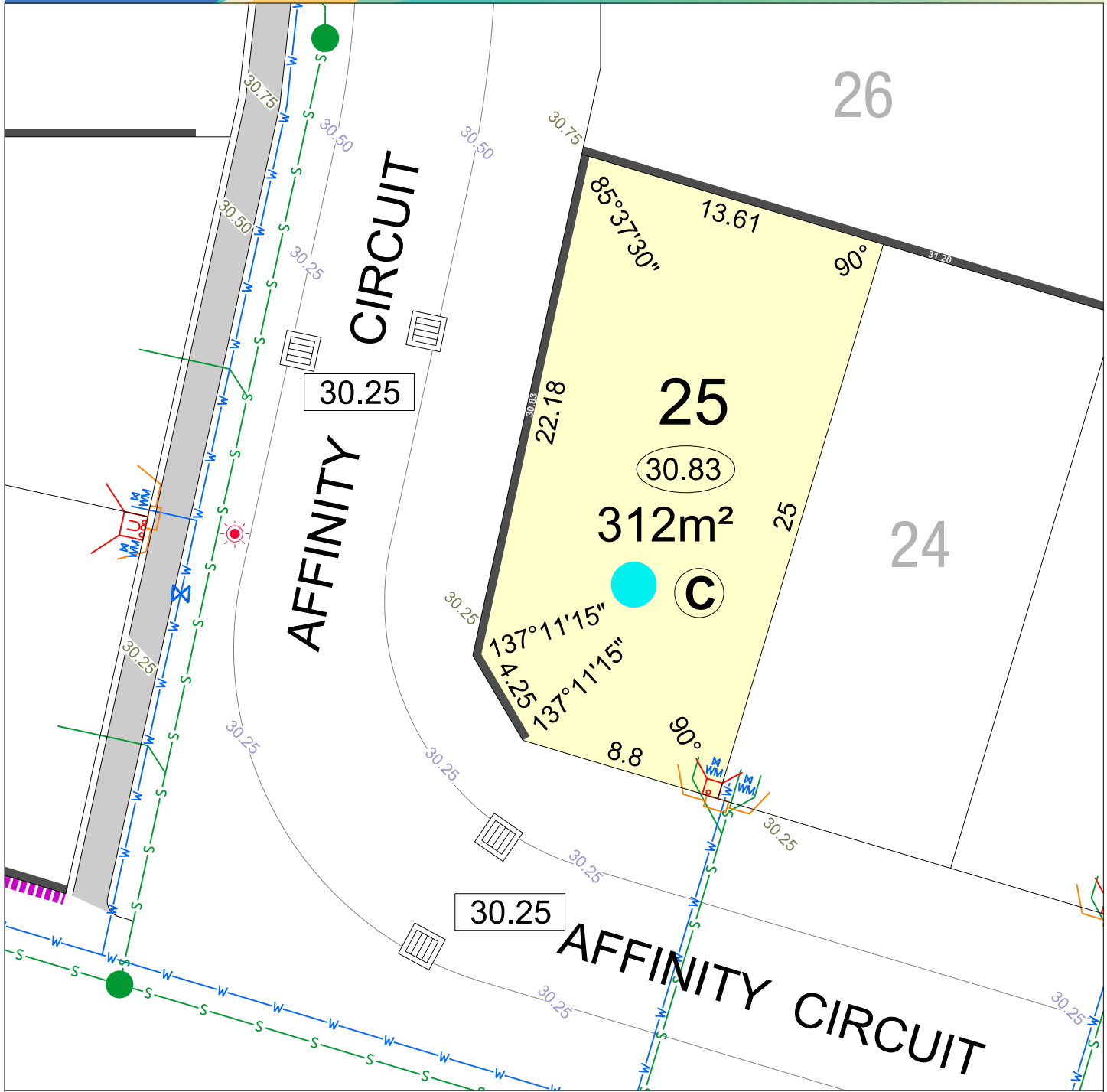


Depicted information subject to approvals and survey.

All dimensions and areas are subject to survey. The particulars on this brochure are supplied for information only and shall not be taken as a representation in any respect on the part of the Vendor or its agent. Authorities should be consulted when services are contained within lot boundaries as building restrictions may apply. All retaining walls and associated easements are shown exaggerated for clarity.

MNG.Ref: 1016361ip-020b Date: 03/12/2024

parcel.



LEGEND

- WATER
- WATER METER
- WATER HYDRANT
- WATER VALVE
- SEWER/ MANHOLE
- ACCESS RESTRICTION

BUSHFIRE ATTACK LEVEL

- BAL 12.5
- BAL 19

ACOUSTIC ATTENUATION PACKAGE REQUIREMENT (FOR SINGLE STOREY CONSTRUCTION)

- PACKAGE A
- PACKAGE B
- PACKAGE C

- POWER DOME MINI PILLAR
- POWER DOME UNIVERSAL PILLAR
- TRANSFORMER SITE
- STREETLIGHTS
- EMERGENCY ACCESS WAY

- 26.54 RETAINING WALL & HEIGHT
- 26.54 REVERSE WALL & HEIGHT
- NON-STRUCTURAL WALL
- DRAINAGE
- OPTICOMM CONNECTION

- 26.80 TOP OF KERB HEIGHT
- 26.16 SPOT LEVEL
- 26.30 PAD LEVEL
- 25.40 ROAD LEVEL
- GARAGE LOCATION

STAGE 2

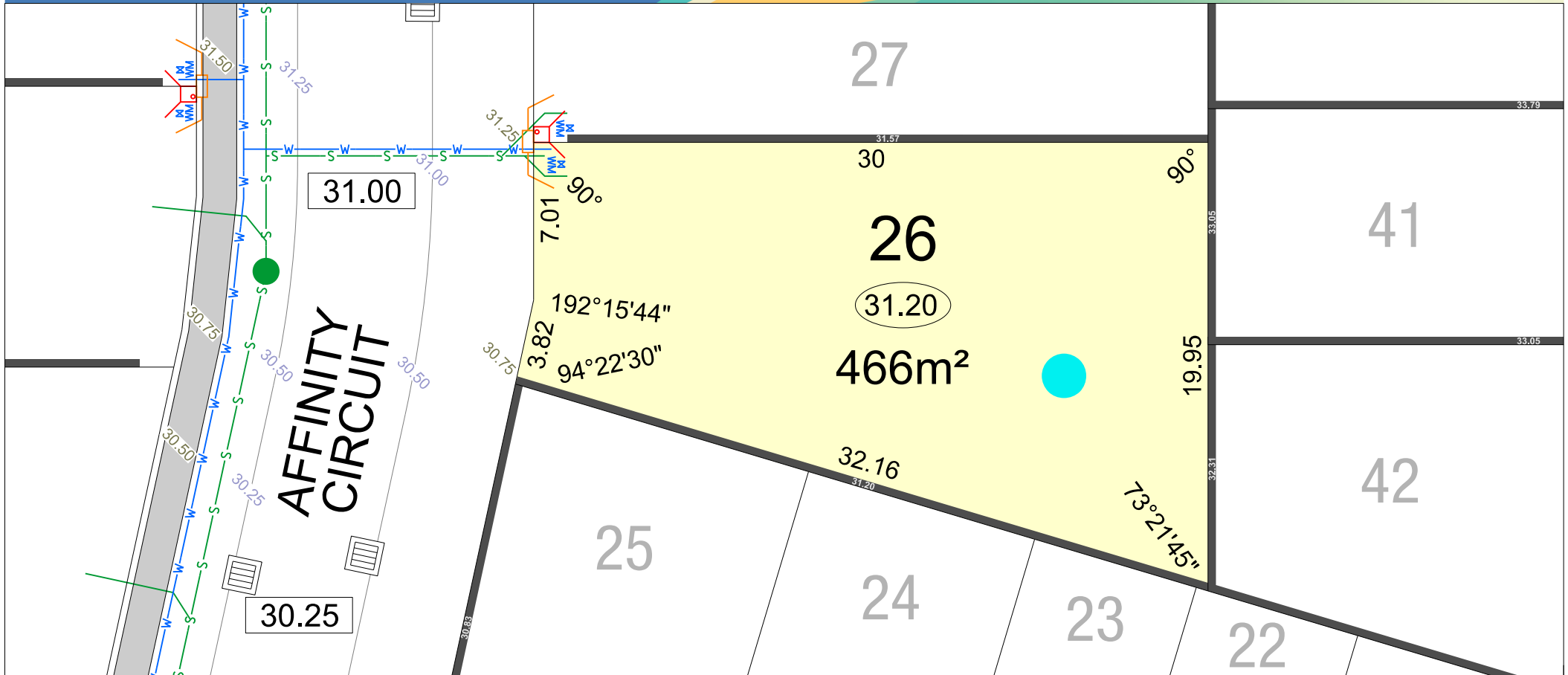


SCALE 1:250

Depicted information subject to approvals and survey.

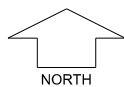
All dimensions and areas are subject to survey. The particulars on this brochure are supplied for information only and shall not be taken as a representation in any respect on the part of the Vendor or its agent. Authorities should be consulted when services are contained within lot boundaries as building restrictions may apply. All retaining walls and associated easements are shown exaggerated for clarity.

MNG.Ref: 1016361ip-020b Date: 03/12/2024



LEGEND		DRAINAGE		RETAINING WALL & HEIGHT		POWER DOME		BUSHFIRE ATTACK LEVEL		TOP OF KERB HEIGHT		ACCESS RESTRICTION	
	WATER		DRAINAGE		26.54		POWER DOME MINI PILLAR		BAL 12.5		24.99		ACCESS RESTRICTION
	WATER METER		EMERGENCY ACCESS WAY		26.54		POWER DOME UNIVERSAL PILLAR		BAL 19		26.16		ACOUSTIC ATTENUATION PACKAGE REQUIREMENT (FOR SINGLE STOREY CONSTRUCTION)
	WATER HYDRANT		GARAGE LOCATION				STREETLIGHTS		OPTICOMM CONNECTION		26.32		PACKAGE A
	WATER VALVE						TRANSFORMER SITE		SEWER/ MANHOLE		25.40		PACKAGE B
													PACKAGE C

STAGE 2

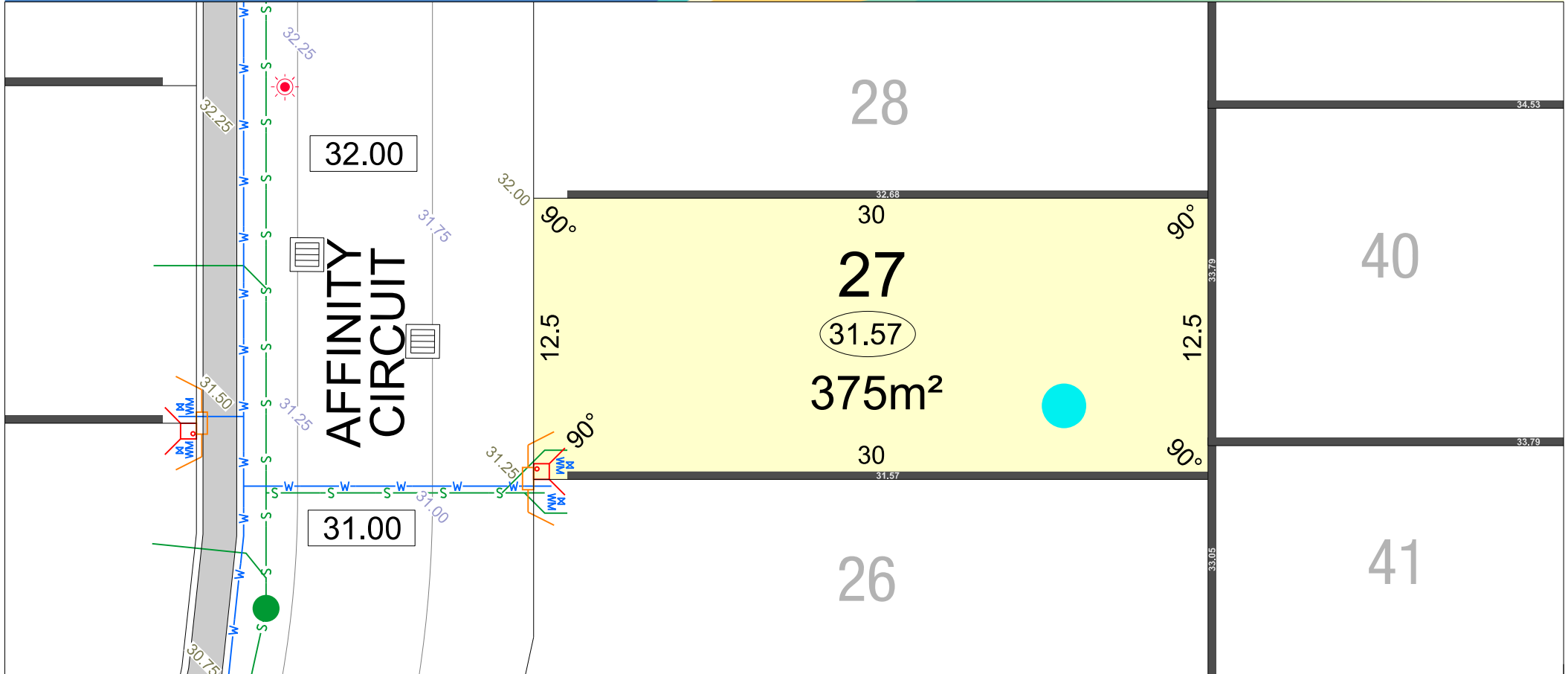


SCALE 1:250

Depicted Information subject to approvals and survey.

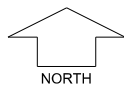
All dimensions and areas are subject to survey. The particulars on this brochure are supplied for Information only and shall not be taken as a representation in any respect on the part of the Vendor or its agent. Authorities should be consulted when services are contained within lot boundaries as building restrictions may apply. All retaining walls and associated easements are shown exaggerated for clarity.

parcel.



LEGEND	WATER	DRAINAGE	RETAINING WALL & HEIGHT	POWER DOME MINI PILLAR	BUSHFIRE ATTACK LEVEL	TOP OF KERB HEIGHT	ACCESS RESTRICTION
WATER METER	WATER HYDRANT	EMERGENCY ACCESS WAY	REVERSE WALL & HEIGHT	POWER DOME UNIVERSAL PILLAR	SPOT LEVEL	ACOUSTIC ATTENUATION PACKAGE REQUIREMENT (FOR SINGLE STOREY CONSTRUCTION)	PACKAGE A
WATER VALVE	GARAGE LOCATION	NON-STRUCTURAL WALL	STREETLIGHTS	TRANSFORMER SITE	OPTICOMM CONNECTION	PAD LEVEL	PACKAGE B
			SEWER/ MANHOLE		ROAD LEVEL	PACKAGE C	

STAGE 2

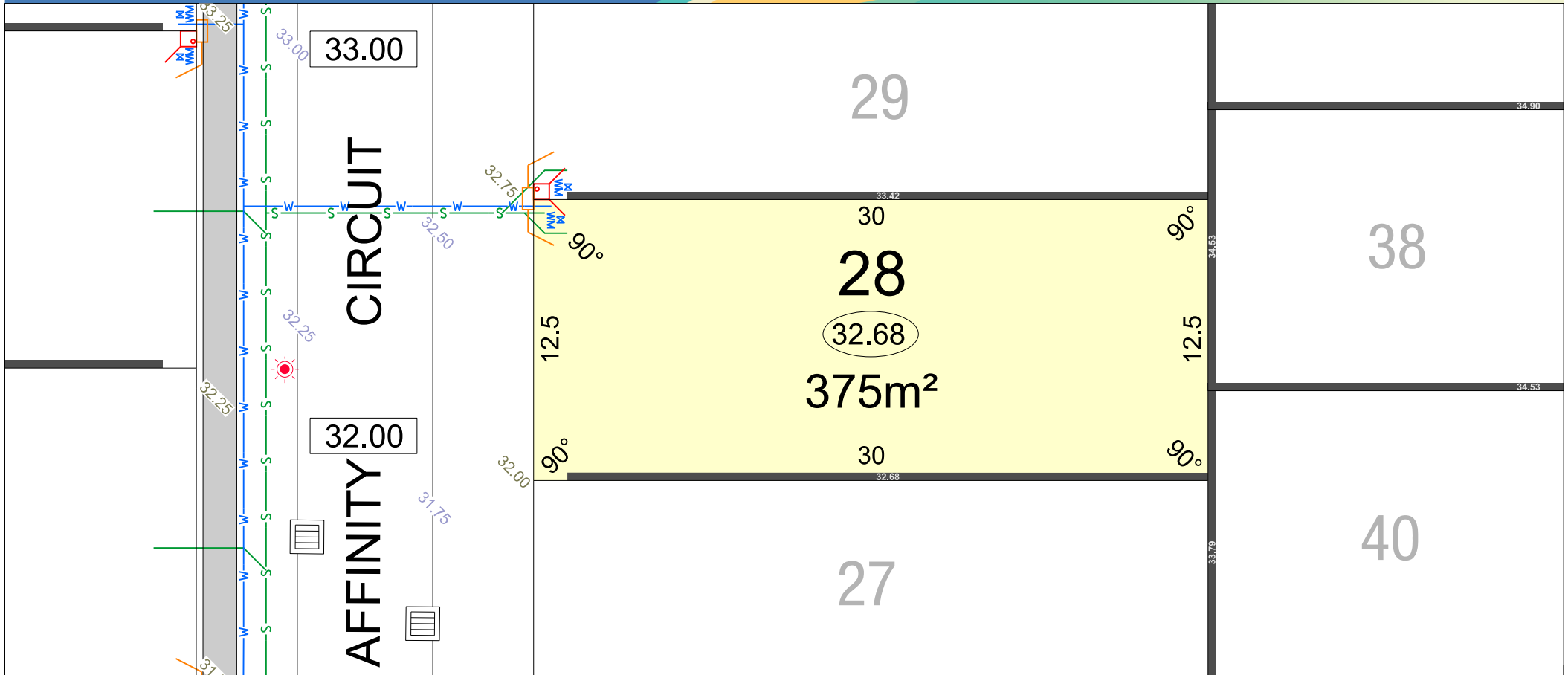


SCALE 1:250

Depicted Information subject to approvals and survey.

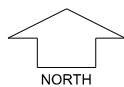
All dimensions and areas are subject to survey. The particulars on this brochure are supplied for Information only and shall not be taken as a representation in any respect on the part of the Vendor or its agent. Authorities should be consulted when services are contained within lot boundaries as building restrictions may apply. All retaining walls and associated easements are shown exaggerated for clarity.

parcel.



LEGEND	WATER	DRAINAGE	26.54 RETAINING WALL & HEIGHT	POWER DOME MINI PILLAR	BUSHFIRE ATTACK LEVEL	24.99 TOP OF KERB HEIGHT	ACCESS RESTRICTION
WATER METER	WATER HYDRANT	EMERGENCY ACCESS WAY	26.54 REVERSE WALL & HEIGHT	POWER DOME UNIVERSAL PILLAR	BAL 12.5	26.16 SPOT LEVEL	ACOUSTIC ATTENUATION PACKAGE REQUIREMENT (FOR SINGLE STOREY CONSTRUCTION)
WATER VALVE	GARAGE LOCATION	NON-STRUCTURAL WALL	NON-STRUCTURAL WALL	STREETLIGHTS	BAL 19	26.32 PAD LEVEL	PACKAGE A
				TRANSFORMER SITE	OPTICOMM CONNECTION	25.40 ROAD LEVEL	PACKAGE B
					SEWER/ MANHOLE		PACKAGE C

STAGE 2

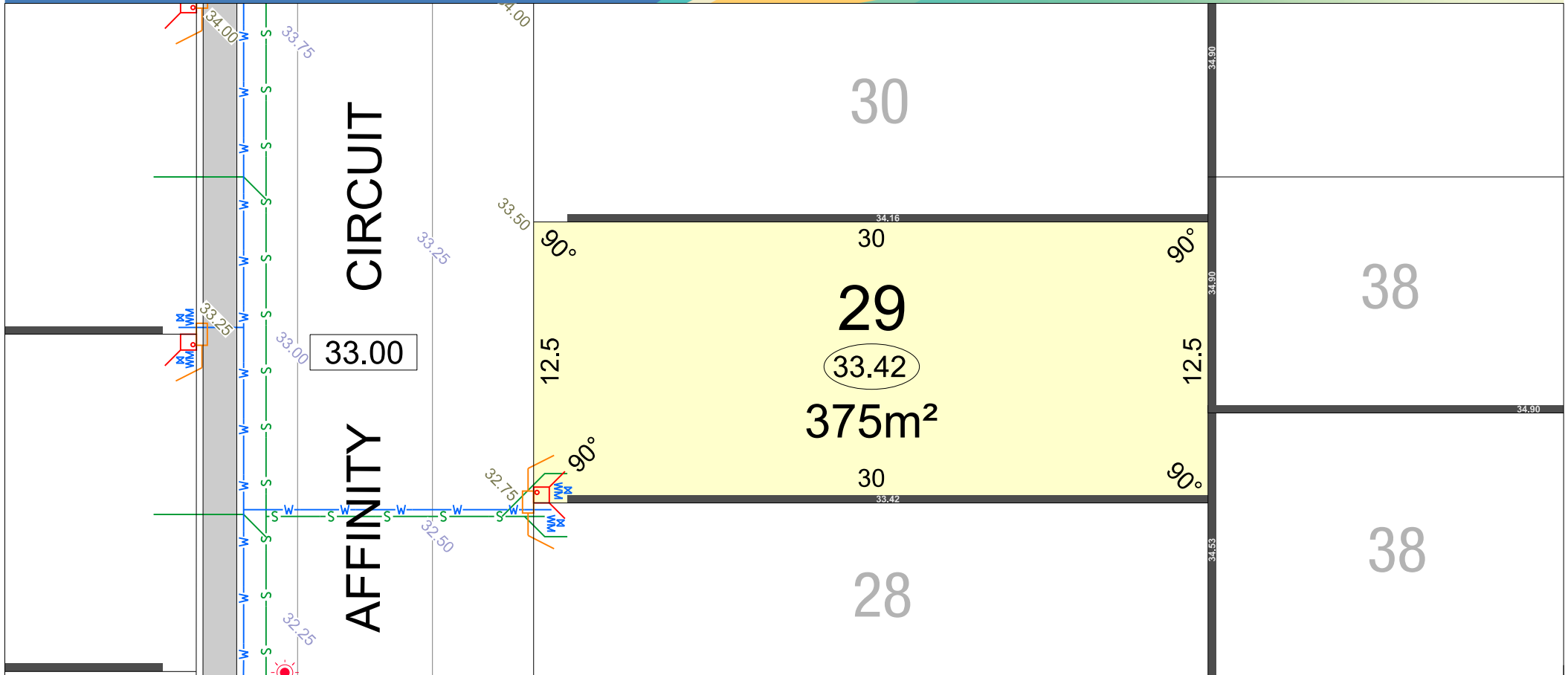


SCALE 1:250

Depicted Information subject to approvals and survey.

All dimensions and areas are subject to survey. The particulars on this brochure are supplied for Information only and shall not be taken as a representation in any respect on the part of the Vendor or its agent. Authorities should be consulted when services are contained within lot boundaries as building restrictions may apply. All retaining walls and associated easements are shown exaggerated for clarity.

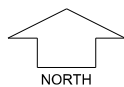
parcel.



LEGEND

- | | | | | | | |
|---------------|----------------------|-------------------------|-----------------------------|-----------------------|--------------------|--|
| WATER | DRAINAGE | RETAINING WALL & HEIGHT | POWER DOME MINI PILLAR | BUSHFIRE ATTACK LEVEL | TOP OF KERB HEIGHT | ACCESS RESTRICTION |
| WATER METER | EMERGENCY ACCESS WAY | REVERSE WALL & HEIGHT | POWER DOME UNIVERSAL PILLAR | BAL 12.5 | SPOT LEVEL | ACOUSTIC ATTENUATION PACKAGE REQUIREMENT (FOR SINGLE STOREY CONSTRUCTION) |
| WATER HYDRANT | GARAGE LOCATION | NON-STRUCTURAL WALL | STREETLIGHTS | BAL 19 | PAD LEVEL | (A) PACKAGE A |
| WATER VALVE | | | TRANSFORMER SITE | OPTICOMM CONNECTION | ROAD LEVEL | (B) PACKAGE B |
| | | | | SEWER/ MANHOLE | | (C) PACKAGE C |

STAGE 2

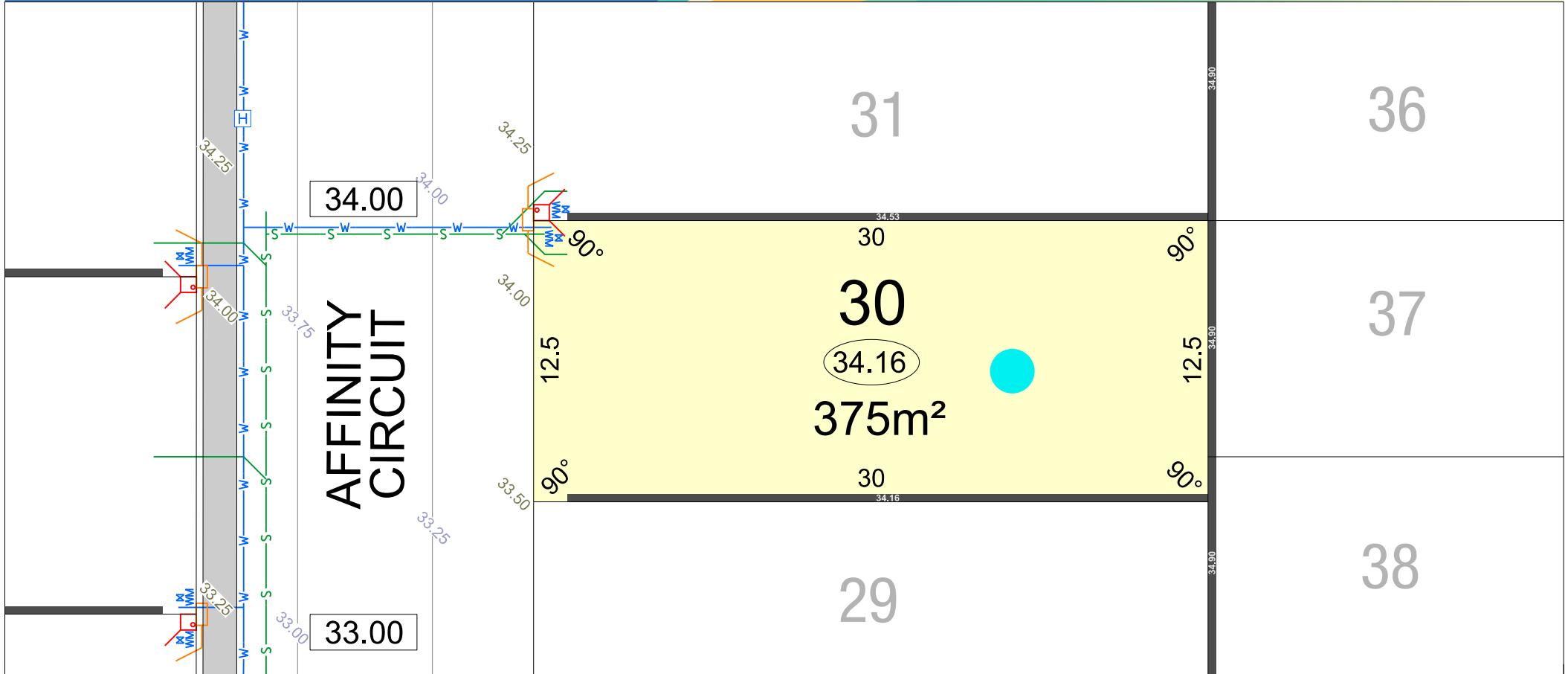


SCALE 1:250

Depicted Information subject to approvals and survey.

All dimensions and areas are subject to survey. The particulars on this brochure are supplied for Information only and shall not be taken as a representation in any respect on the part of the Vendor or its agent. Authorities should be consulted when services are contained within lot boundaries as building restrictions may apply. All retaining walls and associated easements are shown exaggerated for clarity.

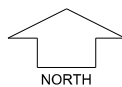
parcel.



LEGEND

WATER	DRAINAGE	RETAINING WALL & HEIGHT	POWER DOME MINI PILLAR	BUSHFIRE ATTACK LEVEL	TOP OF KERB HEIGHT	ACCESS RESTRICTION
WATER METER	EMERGENCY ACCESS WAY	REVERSE WALL & HEIGHT	POWER DOME UNIVERSAL PILLAR	BAL 12.5	SPOT LEVEL	ACOUSTIC ATTENUATION PACKAGE REQUIREMENT (FOR SINGLE STOREY CONSTRUCTION)
WATER HYDRANT	GARAGE LOCATION	NON-STRUCTURAL WALL	STREETLIGHTS	BAL 19	PAD LEVEL	PACKAGE A
WATER VALVE			TRANSFORMER SITE	OPTICOMM CONNECTION	ROAD LEVEL	PACKAGE B
				SEWER/ MANHOLE		PACKAGE C

STAGE 2

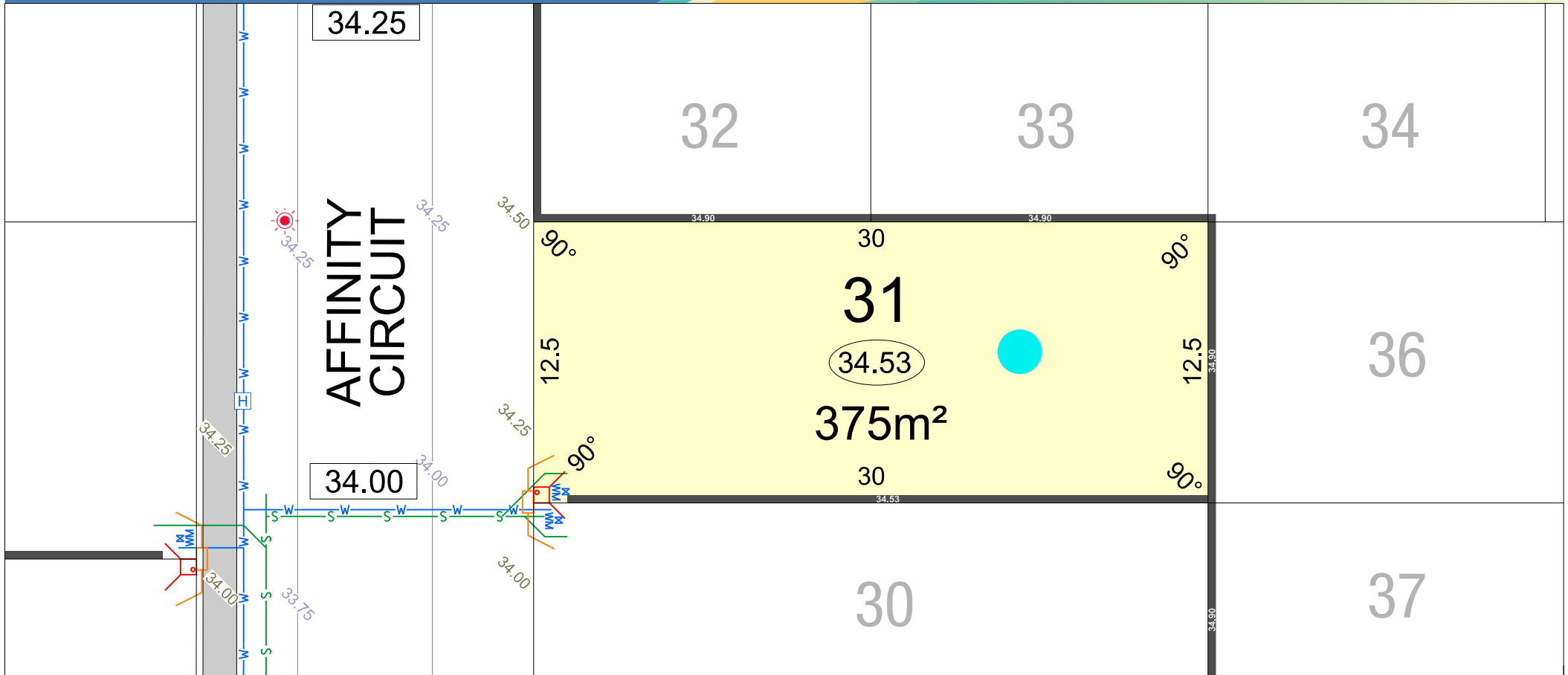


SCALE 1:250

Depicted Information subject to approvals and survey.

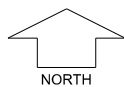
All dimensions and areas are subject to survey. The particulars on this brochure are supplied for information only and shall not be taken as a representation in any respect on the part of the Vendor or its agent. Authorities should be consulted when services are contained within lot boundaries as building restrictions may apply. All retaining walls and associated easements are shown exaggerated for clarity.

parcel.



LEGEND	WATER	DRAINAGE	26.54 RETAINING WALL & HEIGHT	POWER DOME MINI PILLAR	BUSHFIRE ATTACK LEVEL	24.99 TOP OF KERB HEIGHT	ACCESS RESTRICTION
WATER METER	WATER HYDRANT	EMERGENCY ACCESS WAY	26.54 REVERSE WALL & HEIGHT	POWER DOME UNIVERSAL PILLAR	BAL 12.5	26.16 SPOT LEVEL	ACOUSTIC ATTENUATION PACKAGE REQUIREMENT (FOR SINGLE STOREY CONSTRUCTION)
WATER VALVE	GARAGE LOCATION	NON-STRUCTURAL WALL	NON-STRUCTURAL WALL	STREETLIGHTS	OPTICOMM CONNECTION	26.32 PAD LEVEL	PACKAGE A
				TRANSFORMER SITE	SEWER/ MANHOLE	25.40 ROAD LEVEL	PACKAGE B
							PACKAGE C

STAGE 2

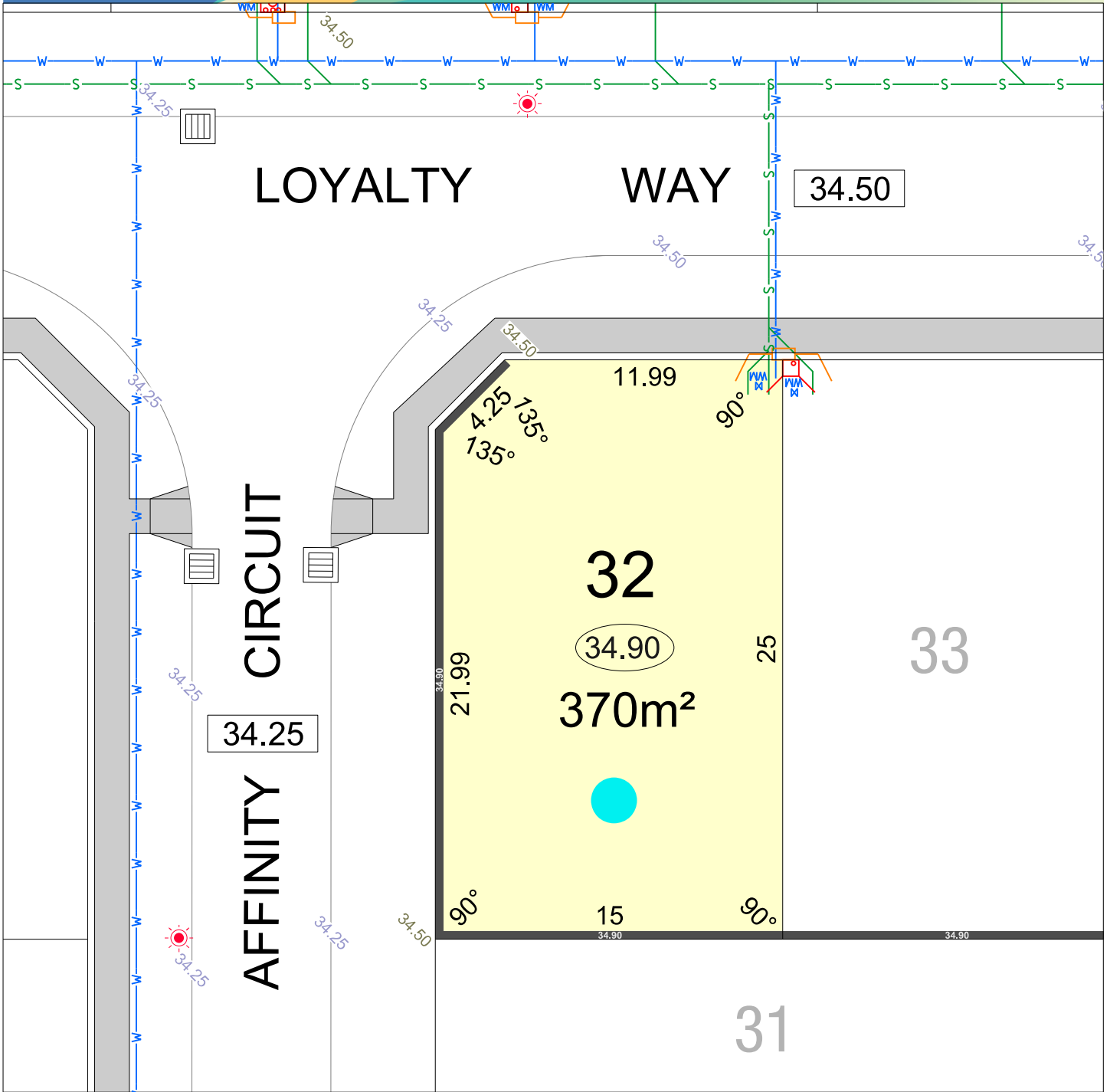


SCALE 1:250

Depicted Information subject to approvals and survey.

All dimensions and areas are subject to survey. The particulars on this brochure are supplied for Information only and shall not be taken as a representation in any respect on the part of the Vendor or its agent. Authorities should be consulted when services are contained within lot boundaries as building restrictions may apply. All retaining walls and associated easements are shown exaggerated for clarity.

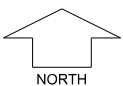
parcel.



LEGEND

WATER	BUSHFIRE ATTACK LEVEL BAL 12.5	POWER DOME MINI PILLAR	26.54 RETAINING WALL & HEIGHT	26.80 TOP OF KERB HEIGHT
WATER METER	BAL 19	POWER DOME UNIVERSAL PILLAR	26.54 REVERSE WALL & HEIGHT	26.16 SPOT LEVEL
WATER HYDRANT	ACOUSTIC ATTENUATION PACKAGE REQUIREMENT (FOR SINGLE STOREY CONSTRUCTION)	TRANSFORMER SITE	NON-STRUCTURAL WALL	26.30 PAD LEVEL
WATER VALVE	A PACKAGE A	STREETLIGHTS	25.40 ROAD LEVEL	GARAGE LOCATION
SEWER/ MANHOLE	B PACKAGE B	EMERGENCY ACCESS WAY	DRAINAGE	
ACCESS RESTRICTION	C PACKAGE C		OPTICOMM CONNECTION	

STAGE 2



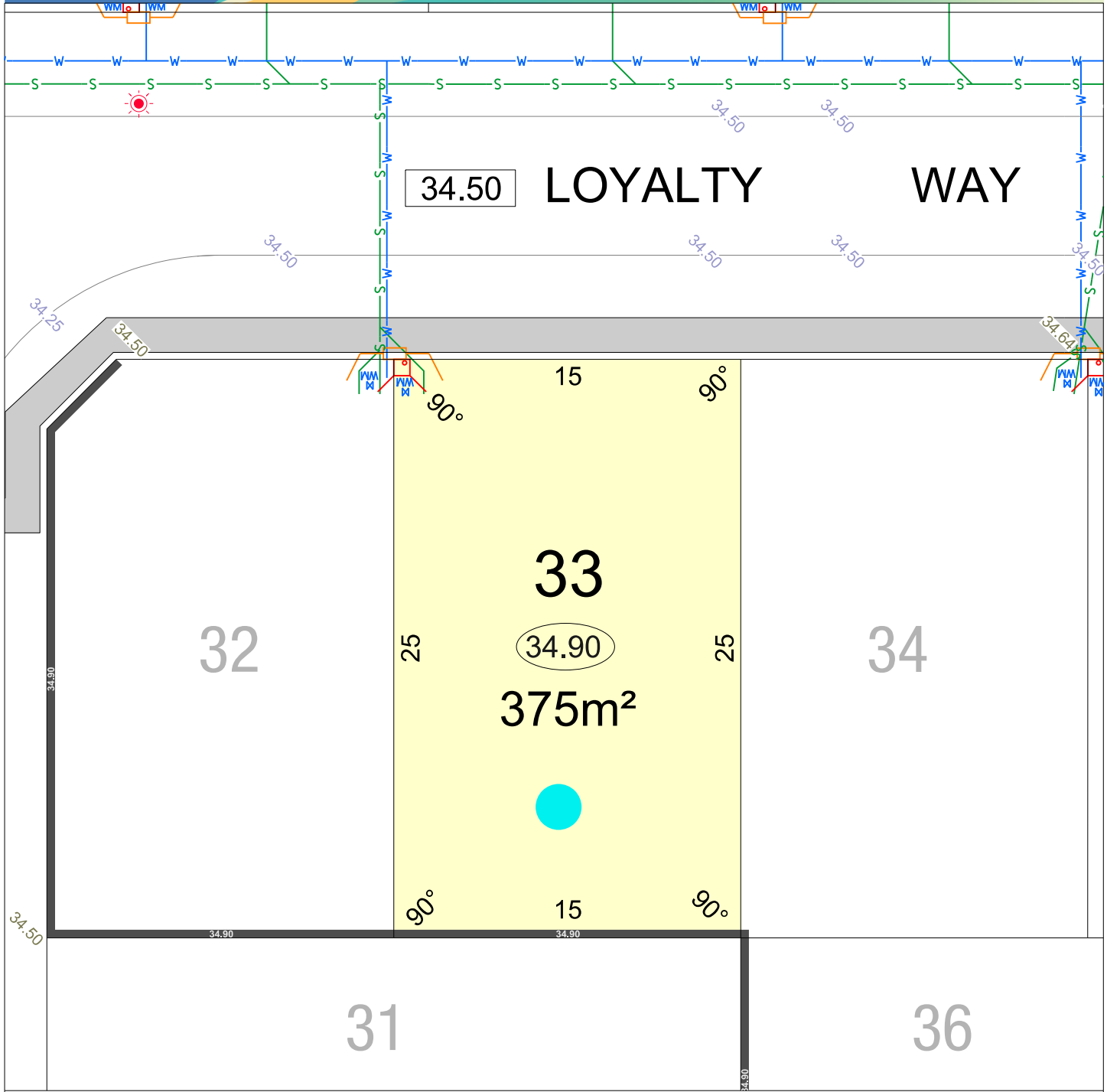
SCALE 1:250

Depicted information subject to approvals and survey.

All dimensions and areas are subject to survey. The particulars on this brochure are supplied for information only and shall not be taken as a representation in any respect on the part of the Vendor or its agent. Authorities should be consulted when services are contained within lot boundaries as building restrictions may apply. All retaining walls and associated easements are shown exaggerated for clarity.

MNG.Ref: 101636lp-020b Date: 03/12/2024

parcel.



LEGEND		BUSHFIRE ATTACK LEVEL		POWER DOME		RETAINING WALL & HEIGHT		TOP OF KERB HEIGHT	
	WATER		BAL 12.5		POWER DOME MINI PILLAR		26.54		26.80
	WATER METER		BAL 19		POWER DOME UNIVERSAL PILLAR		26.54		26.16
	WATER HYDRANT	ACOUSTIC ATTENUATION PACKAGE REQUIREMENT (FOR SINGLE STOREY CONSTRUCTION)			TRANSFORMER SITE				26.30
	WATER VALVE		PACKAGE A		STREETLIGHTS				25.40
	SEWER/ MANHOLE		PACKAGE B		EMERGENCY ACCESS WAY				
	ACCESS RESTRICTION		PACKAGE C						

STAGE 2



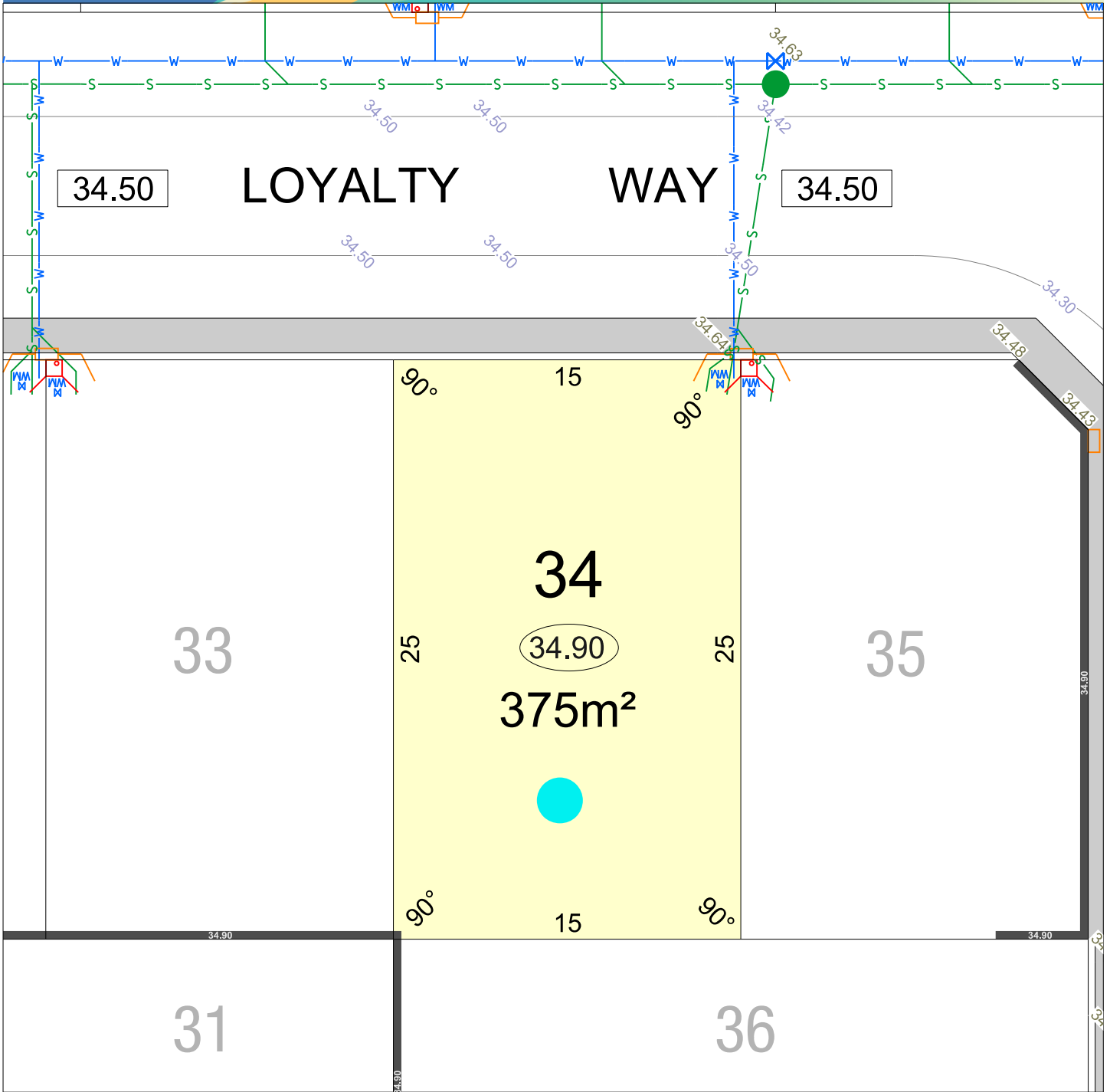
SCALE 1:250

Depicted information subject to approvals and survey.

All dimensions and areas are subject to survey. The particulars on this brochure are supplied for information only and shall not be taken as a representation in any respect on the part of the Vendor or its agent. Authorities should be consulted when services are contained within lot boundaries as building restrictions may apply. All retaining walls and associated easements are shown exaggerated for clarity.

MNG.Ref: 101636lp-020b Date: 03/12/2024

parcel.



LEGEND

WATER	BAL 12.5	POWER DOME MINI PILLAR	RETAINING WALL & HEIGHT	TOP OF KERB HEIGHT
WATER METER	BAL 19	POWER DOME UNIVERSAL PILLAR	REVERSE WALL & HEIGHT	SPOT LEVEL
WATER HYDRANT	ACOUSTIC ATTENUATION PACKAGE REQUIREMENT (FOR SINGLE STOREY CONSTRUCTION)	TRANSFORMER SITE	NON-STRUCTURAL WALL	PAD LEVEL
WATER VALVE	A PACKAGE A	STREETLIGHTS	DRAINAGE	ROAD LEVEL
SEWER/ MANHOLE	B PACKAGE B	EMERGENCY ACCESS WAY	OPTICOMM CONNECTION	GARAGE LOCATION
ACCESS RESTRICTION	C PACKAGE C			

STAGE 2

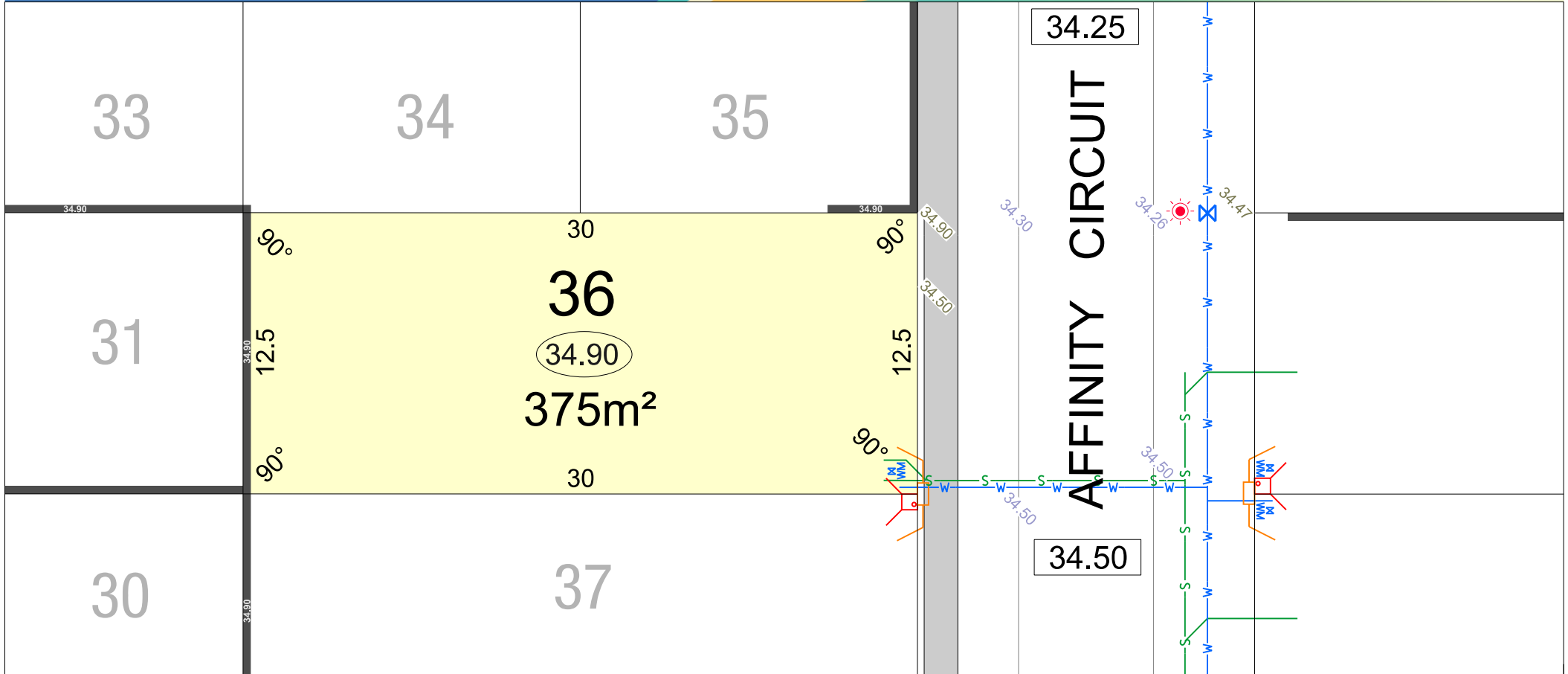


SCALE 1:250

Depicted information subject to approvals and survey.
 All dimensions and areas are subject to survey. The particulars on this brochure are supplied for information only and shall not be taken as a representation in any respect on the part of the Vendor or its agent. Authorities should be consulted when services are contained within lot boundaries as building restrictions may apply. All retaining walls and associated easements are shown exaggerated for clarity.

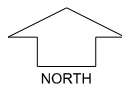
MNG.Ref: 101636lp-020b Date: 03/12/2024

parcel.



WATER	DRAINAGE	26.54 RETAINING WALL & HEIGHT	POWER DOME MINI PILLAR	BUSHFIRE ATTACK LEVEL	24.99 TOP OF KERB HEIGHT	ACCESS RESTRICTION
WATER METER	EMERGENCY ACCESS WAY	26.54 REVERSE WALL & HEIGHT	POWER DOME UNIVERSAL PILLAR	BAL 12.5	26.16 SPOT LEVEL	ACOUSTIC ATTENUATION PACKAGE REQUIREMENT (FOR SINGLE STOREY CONSTRUCTION)
WATER HYDRANT	GARAGE LOCATION	NON-STRUCTURAL WALL	STREETLIGHTS	BAL 19	26.32 PAD LEVEL	(A) PACKAGE A
WATER VALVE			TRANSFORMER SITE	OPTICOMM CONNECTION	25.40 ROAD LEVEL	(B) PACKAGE B
				SEWER/ MANHOLE		(C) PACKAGE C

STAGE 2

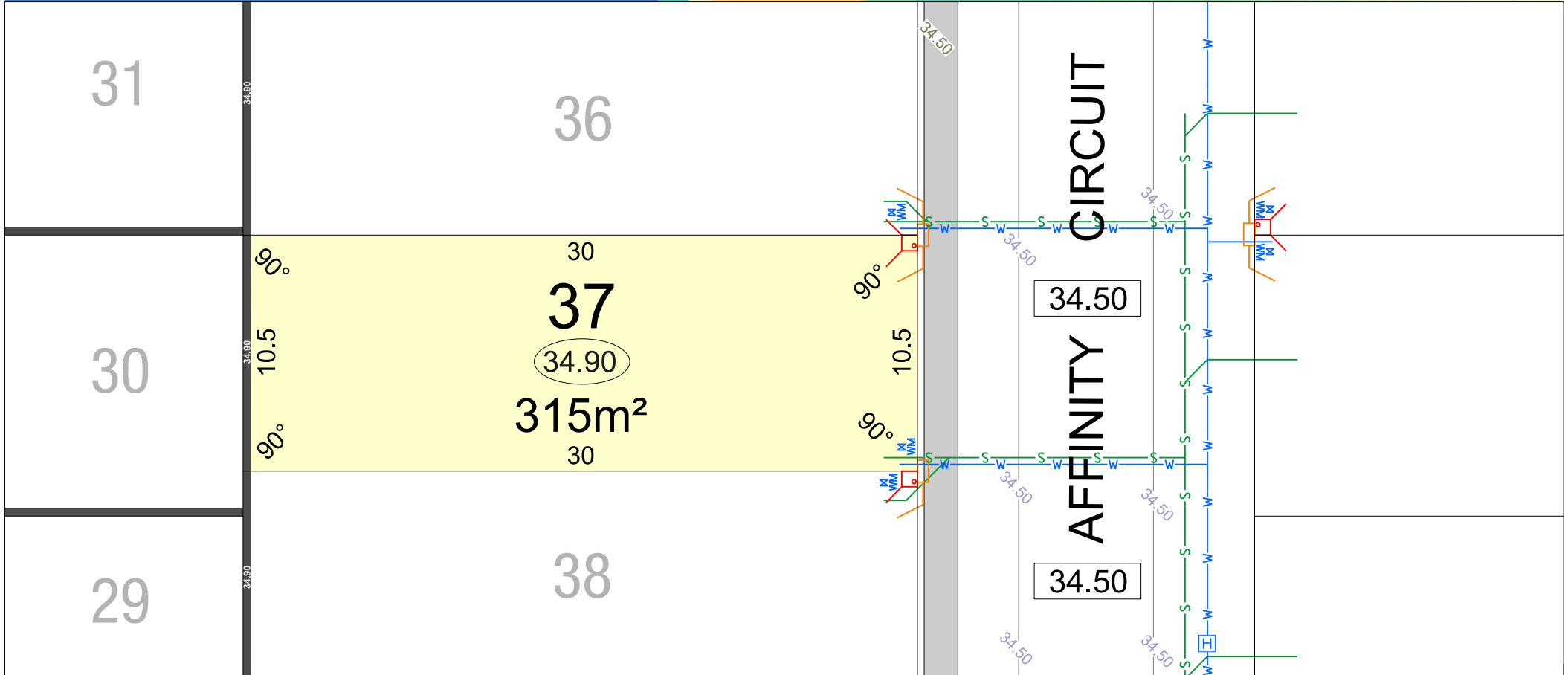


SCALE 1:250

Depicted Information subject to approvals and survey.

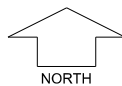
All dimensions and areas are subject to survey. The particulars on this brochure are supplied for Information only and shall not be taken as a representation in any respect on the part of the Vendor or its agent. Authorities should be consulted when services are contained within lot boundaries as building restrictions may apply. All retaining walls and associated easements are shown exaggerated for clarity.

parcel.



LEGEND		DRAINAGE	26.54 RETAINING WALL & HEIGHT	POWER DOME MINI PILLAR	BUSHFIRE ATTACK LEVEL	24.99 TOP OF KERB HEIGHT	ACCESS RESTRICTION
WATER	WATER METER	EMERGENCY ACCESS WAY	26.54 REVERSE WALL & HEIGHT	POWER DOME UNIVERSAL PILLAR	BAL 12.5	26.16 SPOT LEVEL	ACOUSTIC ATTENUATION PACKAGE REQUIREMENT (FOR SINGLE STOREY CONSTRUCTION)
WATER HYDRANT	WATER VALVE	GARAGE LOCATION	NON-STRUCTURAL WALL	STREETLIGHTS	OPTICOMM CONNECTION	26.32 PAD LEVEL	PACKAGE A
				TRANSFORMER SITE	SEWER/ MANHOLE	25.40 ROAD LEVEL	PACKAGE B
							PACKAGE C

STAGE 2

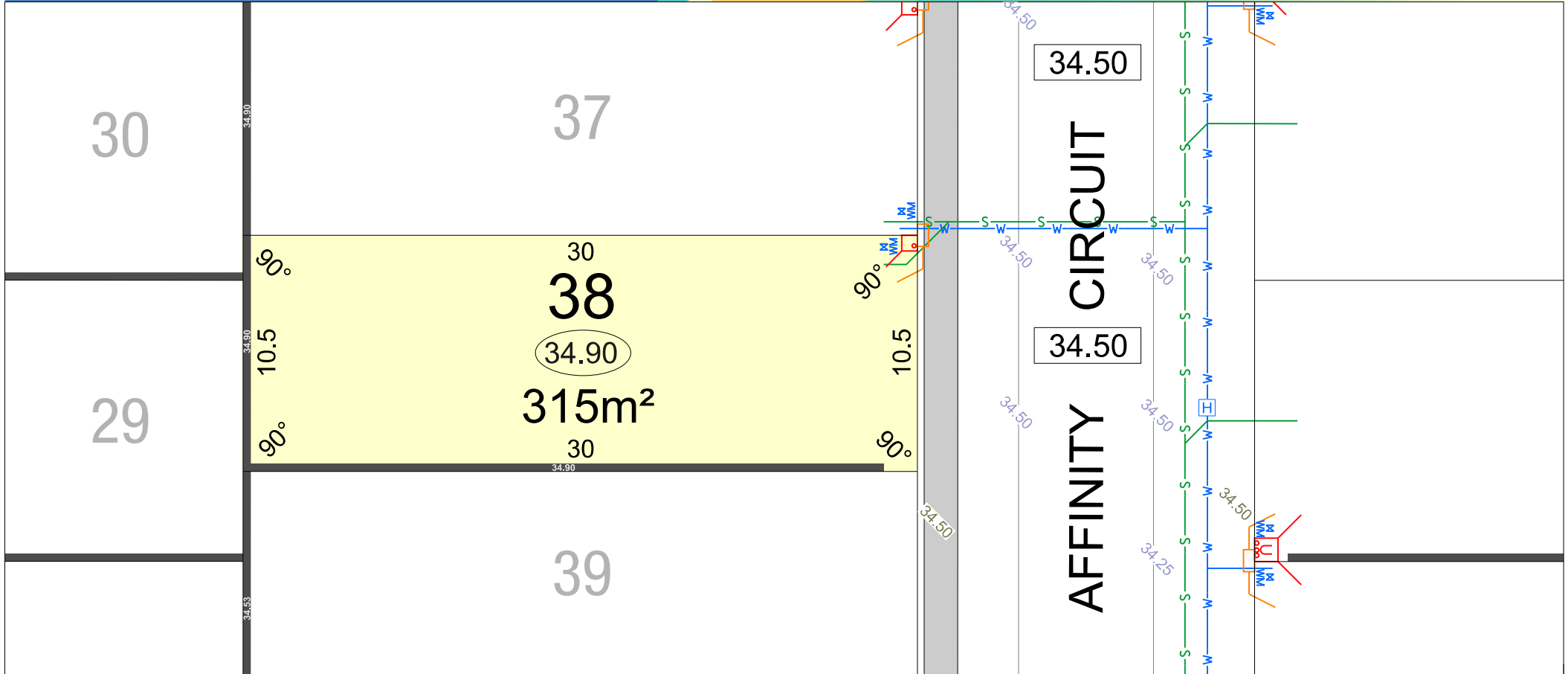


SCALE 1:250

Depicted Information subject to approvals and survey.

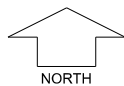
All dimensions and areas are subject to survey. The particulars on this brochure are supplied for Information only and shall not be taken as a representation in any respect on the part of the Vendor or its agent. Authorities should be consulted when services are contained within lot boundaries as building restrictions may apply. All retaining walls and associated easements are shown exaggerated for clarity.

parcel.



WATER	DRAINAGE	RETAINING WALL & HEIGHT	POWER DOME MINI PILLAR	BUSHFIRE ATTACK LEVEL	TOP OF KERB HEIGHT
WATER METER	EMERGENCY ACCESS WAY	REVERSE WALL & HEIGHT	POWER DOME UNIVERSAL PILLAR	BAL 12.5	SPOT LEVEL
WATER HYDRANT	GARAGE LOCATION	NON-STRUCTURAL WALL	STREETLIGHTS	BAL 19	PAD LEVEL
WATER VALVE			TRANSFORMER SITE	OPTICOMM CONNECTION	ROAD LEVEL
				SEWER/ MANHOLE	ACCESS RESTRICTION

STAGE 2

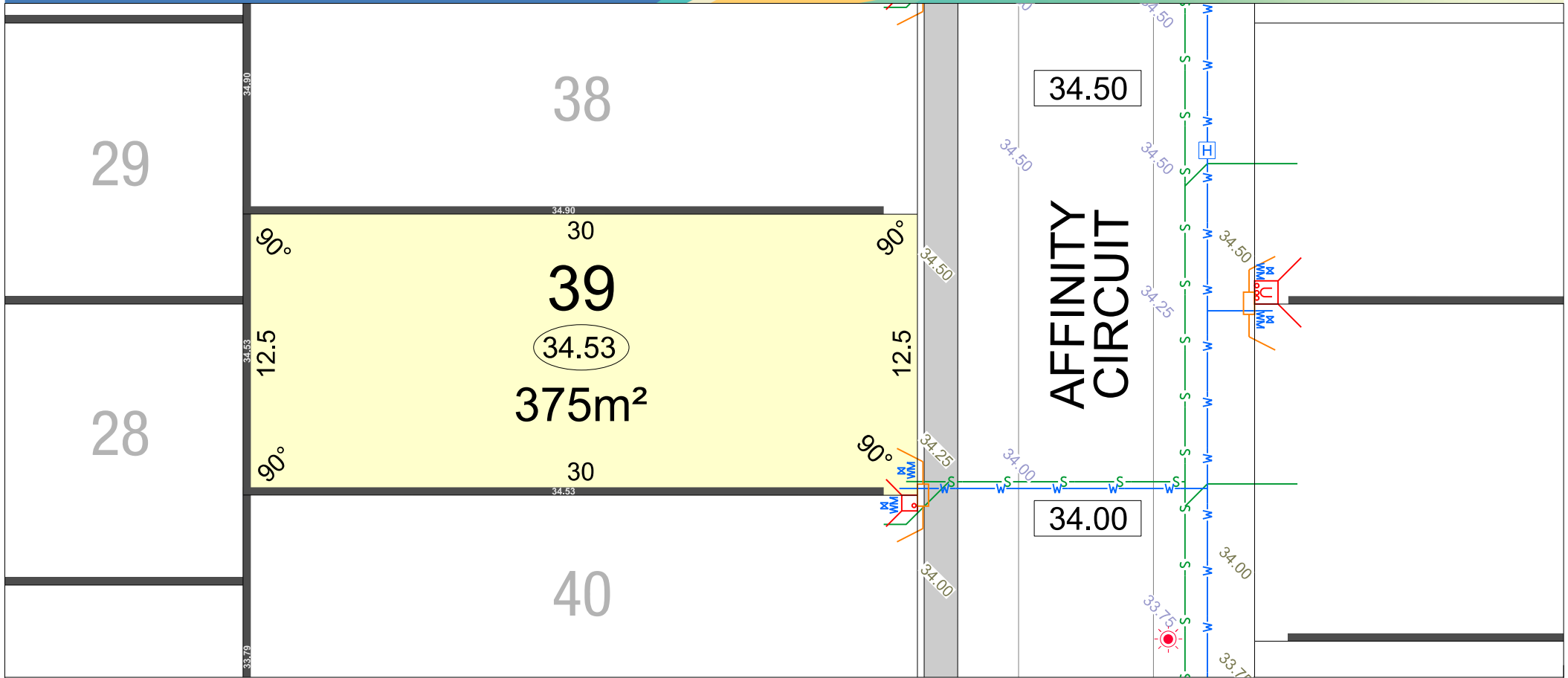


SCALE 1:250

Depicted Information subject to approvals and survey.

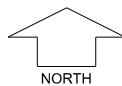
All dimensions and areas are subject to survey. The particulars on this brochure are supplied for Information only and shall not be taken as a representation in any respect on the part of the Vendor or its agent. Authorities should be consulted when services are contained within lot boundaries as building restrictions may apply. All retaining walls and associated easements are shown exaggerated for clarity.

parcel.



LEGEND		DRAINAGE	RETAINING WALL & HEIGHT	POWER DOME MINI PILLAR	BUSHFIRE ATTACK LEVEL	TOP OF KERB HEIGHT	ACCESS RESTRICTION
WATER	WATER METER	EMERGENCY ACCESS WAY	REVERSE WALL & HEIGHT	POWER DOME UNIVERSAL PILLAR	BAL 12.5	SPOT LEVEL	ACOUSTIC ATTENUATION PACKAGE REQUIREMENT (FOR SINGLE STOREY CONSTRUCTION)
WATER HYDRANT	WATER VALVE	GARAGE LOCATION	NON-STRUCTURAL WALL	STREETLIGHTS	BAL 19	PAD LEVEL	PACKAGE A
				TRANSFORMER SITE	OPTICOMM CONNECTION	ROAD LEVEL	PACKAGE B
					SEWER/ MANHOLE		PACKAGE C

STAGE 2

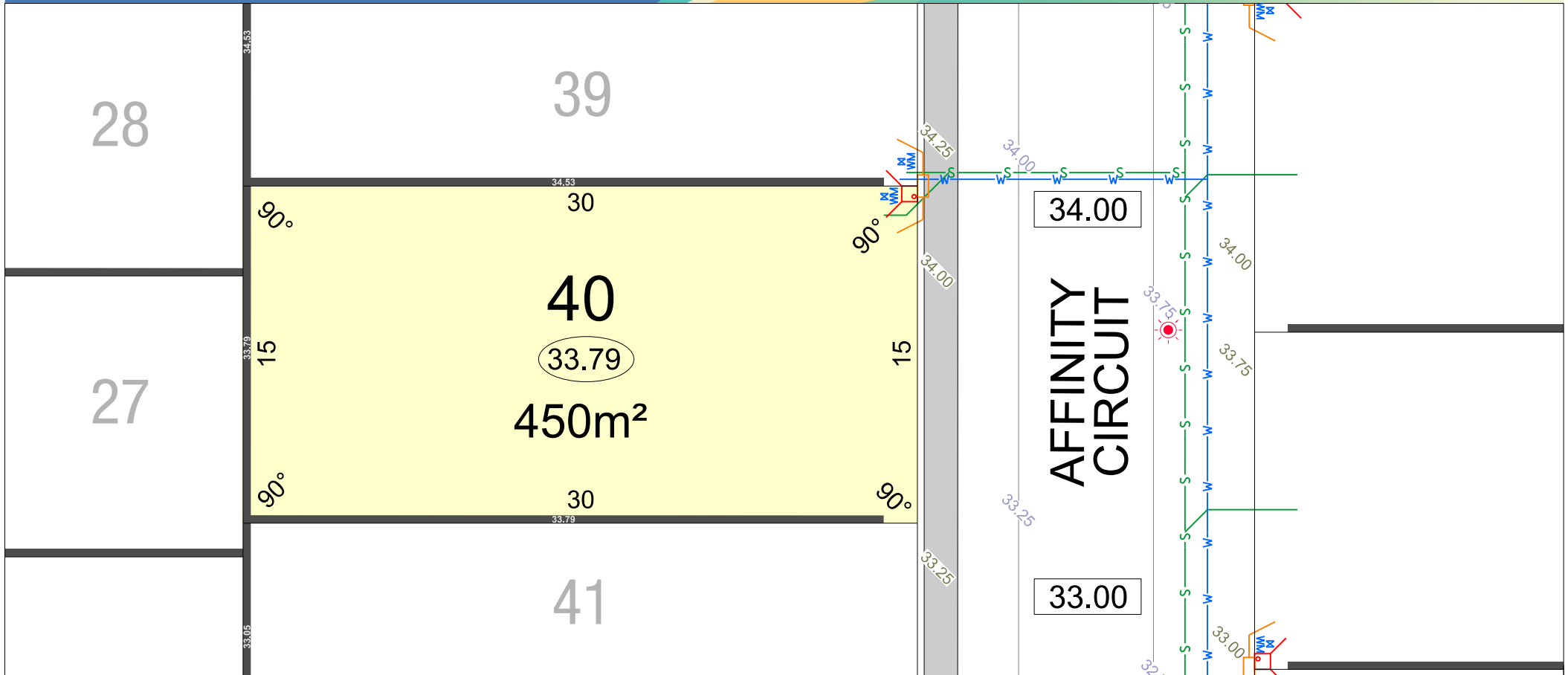


SCALE 1:250

Depicted Information subject to approvals and survey.

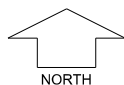
All dimensions and areas are subject to survey. The particulars on this brochure are supplied for Information only and shall not be taken as a representation in any respect on the part of the Vendor or its agent. Authorities should be consulted when services are contained within lot boundaries as building restrictions may apply. All retaining walls and associated easements are shown exaggerated for clarity.

parcel.



LEGEND	WATER	DRAINAGE	RETAINING WALL & HEIGHT	POWER DOME MINI PILLAR	BUSHFIRE ATTACK LEVEL	TOP OF KERB HEIGHT	ACCESS RESTRICTION
WATER METER	EMERGENCY ACCESS WAY	REVERSE WALL & HEIGHT	POWER DOME UNIVERSAL PILLAR	BAL 12.5	SPOT LEVEL	ACOUSTIC ATTENUATION PACKAGE REQUIREMENT (FOR SINGLE STOREY CONSTRUCTION)	
WATER HYDRANT	GARAGE LOCATION	NON-STRUCTURAL WALL	STREETLIGHTS	BAL 19	PAD LEVEL	PACKAGE A	
WATER VALVE			TRANSFORMER SITE	OPTICOMM CONNECTION	ROAD LEVEL	PACKAGE B	
				SEWER/ MANHOLE		PACKAGE C	

STAGE 2

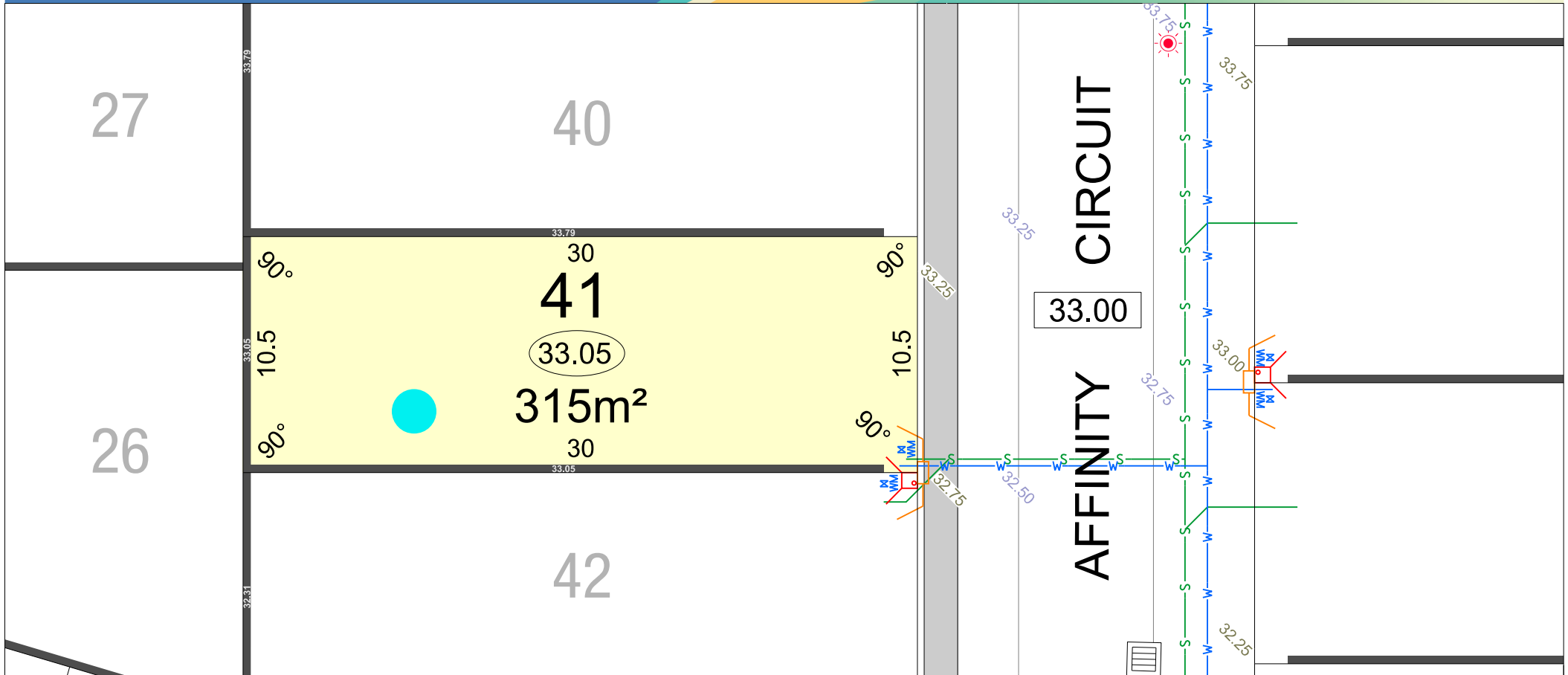


SCALE 1:250

Depicted Information subject to approvals and survey.

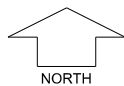
All dimensions and areas are subject to survey. The particulars on this brochure are supplied for Information only and shall not be taken as a representation in any respect on the part of the Vendor or its agent. Authorities should be consulted when services are contained within lot boundaries as building restrictions may apply. All retaining walls and associated easements are shown exaggerated for clarity.

parcel.



LEGEND		DRAINAGE	26.54 RETAINING WALL & HEIGHT	POWER DOME MINI PILLAR	BUSHFIRE ATTACK LEVEL	24.99 TOP OF KERB HEIGHT	ACCESS RESTRICTION
WATER	WATER METER	EMERGENCY ACCESS WAY	26.54 REVERSE WALL & HEIGHT	POWER DOME UNIVERSAL PILLAR	BAL 12.5	26.16 SPOT LEVEL	ACOUSTIC ATTENUATION PACKAGE REQUIREMENT (FOR SINGLE STOREY CONSTRUCTION)
WATER HYDRANT	WATER VALVE	GARAGE LOCATION	NON-STRUCTURAL WALL	STREETLIGHTS	BAL 19	26.32 PAD LEVEL	PACKAGE A
				TRANSFORMER SITE	OPTICOMM CONNECTION	25.40 ROAD LEVEL	PACKAGE B
					SEWER/ MANHOLE		PACKAGE C

STAGE 2

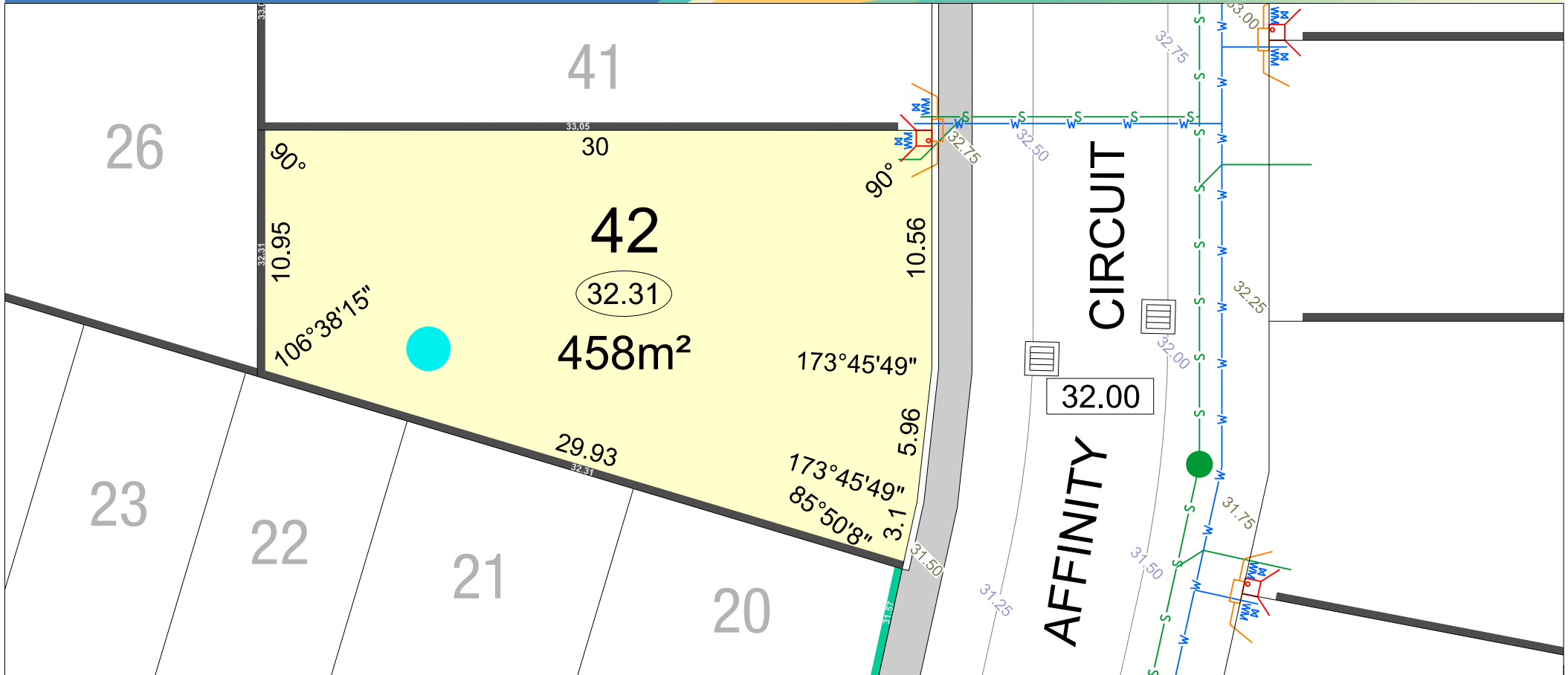


SCALE 1:250

Depicted Information subject to approvals and survey.

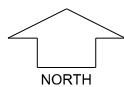
All dimensions and areas are subject to survey. The particulars on this brochure are supplied for Information only and shall not be taken as a representation in any respect on the part of the Vendor or its agent. Authorities should be consulted when services are contained within lot boundaries as building restrictions may apply. All retaining walls and associated easements are shown exaggerated for clarity.

parcel.



LEGEND		DRAINAGE		RETAINING WALL & HEIGHT		POWER DOME		BUSHFIRE ATTACK LEVEL		TOP OF KERB HEIGHT		ACCESS RESTRICTION	
	WATER		DRAINAGE		26.54		POWER DOME MINI PILLAR		BAL 12.5		24.99		ACCESS RESTRICTION
	WATER METER		EMERGENCY ACCESS WAY		26.54		POWER DOME UNIVERSAL PILLAR		BAL 19		26.16	ACOUSTIC ATTENUATION PACKAGE REQUIREMENT (FOR SINGLE STOREY CONSTRUCTION)	
	WATER HYDRANT		GARAGE LOCATION				STREETLIGHTS		OPTICOMM CONNECTION		26.32		PACKAGE A
	WATER VALVE						TRANSFORMER SITE		SEWER/ MANHOLE		25.40		PACKAGE B
													PACKAGE C

STAGE 2

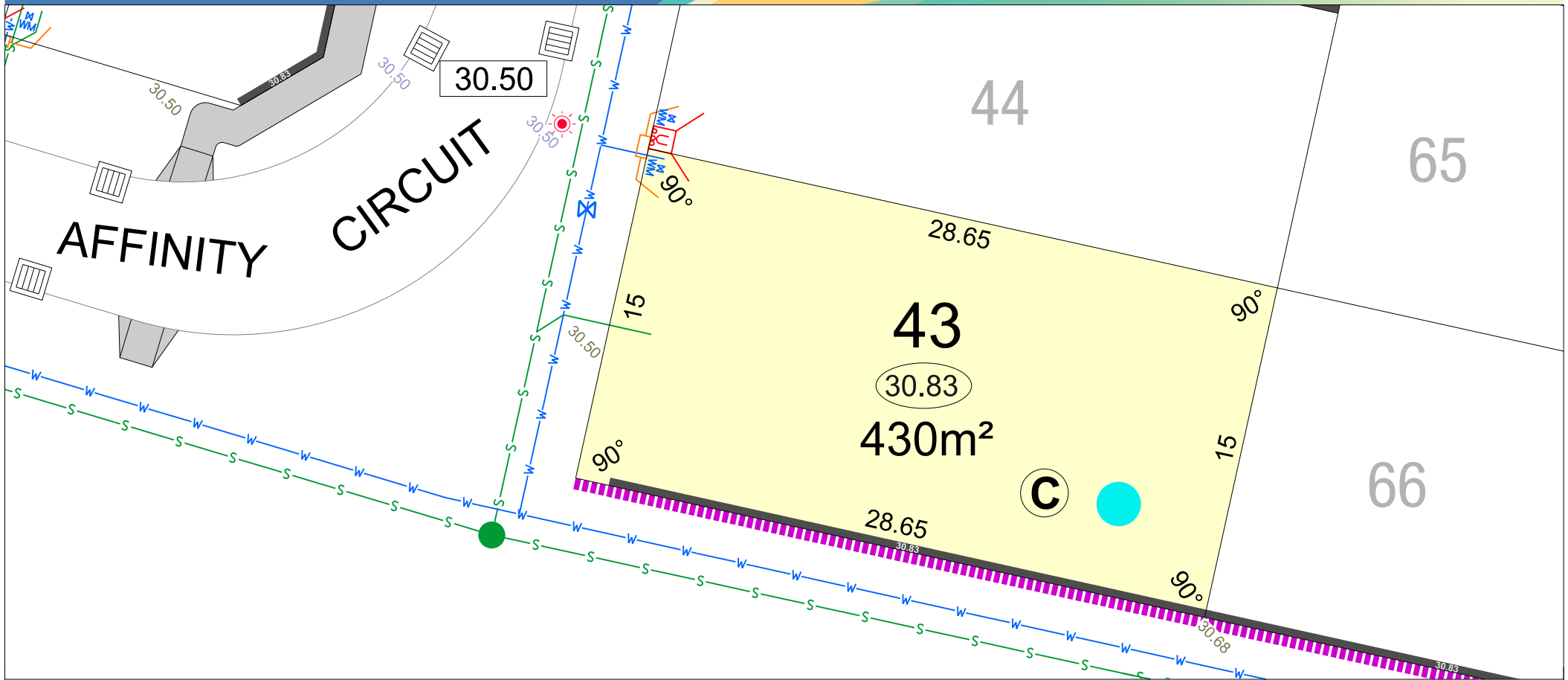


SCALE 1:250

Depicted Information subject to approvals and survey.

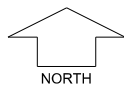
All dimensions and areas are subject to survey. The particulars on this brochure are supplied for Information only and shall not be taken as a representation in any respect on the part of the Vendor or its agent. Authorities should be consulted when services are contained within lot boundaries as building restrictions may apply. All retaining walls and associated easements are shown exaggerated for clarity.

parcel.



LEGEND	WATER	DRAINAGE	26.54 RETAINING WALL & HEIGHT	POWER DOME MINI PILLAR POWER DOME UNIVERSAL PILLAR	BUSHFIRE ATTACK LEVEL ● BAL 12.5 ● BAL 19	24.99 TOP OF KERB HEIGHT	ACCESS RESTRICTION
WATER METER	WATER HYDRANT	EMERGENCY ACCESS WAY	26.54 REVERSE WALL & HEIGHT	STREETLIGHTS	OPTICOMM CONNECTION	26.16 SPOT LEVEL	ACOUSTIC ATTENUATION PACKAGE REQUIREMENT (FOR SINGLE STOREY CONSTRUCTION)
WATER VALVE	GARAGE LOCATION	NON-STRUCTURAL WALL	TRANSFORMER SITE	● S SEWER/ MANHOLE	25.40 ROAD LEVEL	PACKAGE A	PACKAGE B
						PACKAGE C	

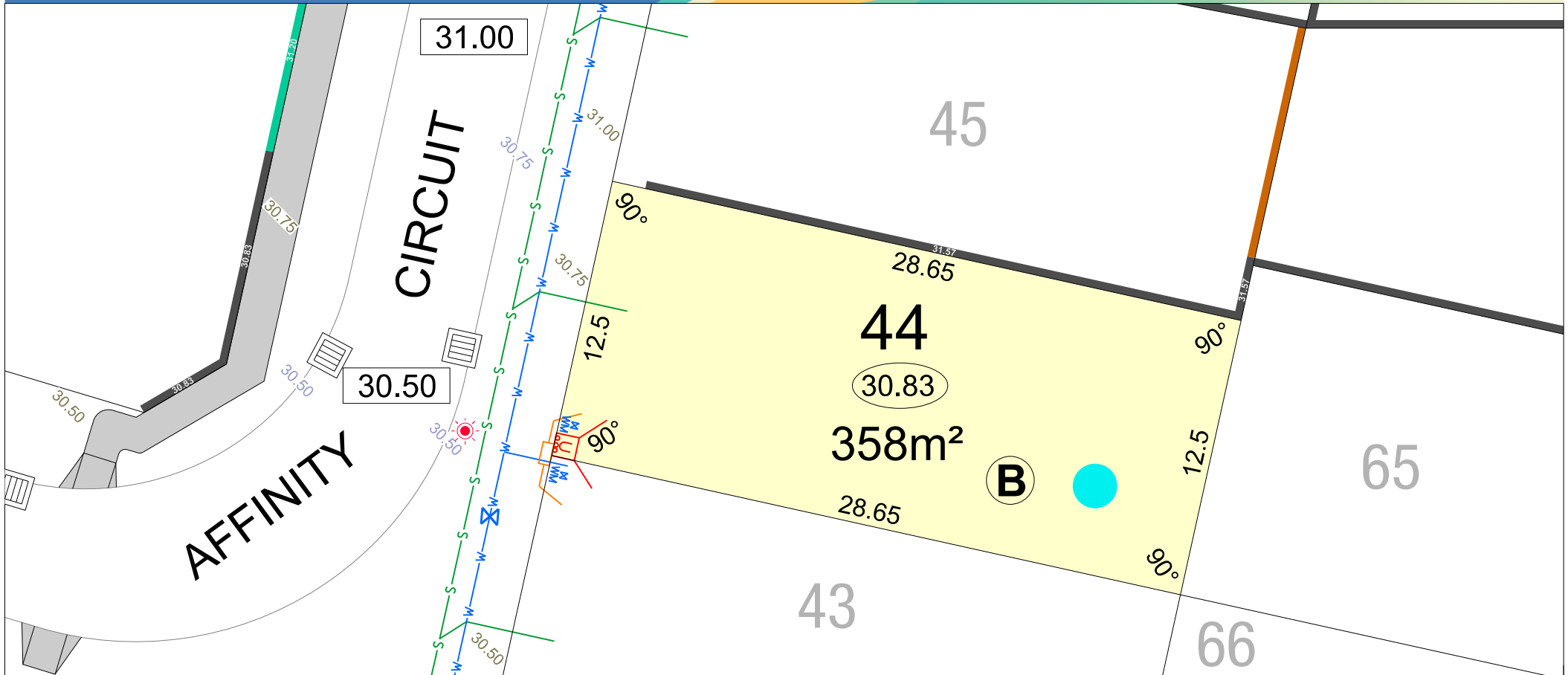
STAGE 2



SCALE 1:250

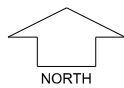
Depicted Information subject to approvals and survey.
All dimensions and areas are subject to survey. The particulars on this brochure are supplied for Information only and shall not be taken as a representation in any respect on the part of the Vendor or its agent. Authorities should be consulted when services are contained within lot boundaries as building restrictions may apply. All retaining walls and associated easements are shown exaggerated for clarity.

parcel.



LEGEND	WATER	DRAINAGE	RETAINING WALL & HEIGHT	POWER DOME MINI PILLAR	BUSHFIRE ATTACK LEVEL	TOP OF KERB HEIGHT	ACCESS RESTRICTION
WATER METER	WATER HYDRANT	EMERGENCY ACCESS WAY	REVERSE WALL & HEIGHT	POWER DOME UNIVERSAL PILLAR	BAL 12.5	SPOT LEVEL	ACOUSTIC ATTENUATION PACKAGE REQUIREMENT (FOR SINGLE STOREY CONSTRUCTION)
WATER VALVE	GARAGE LOCATION	NON-STRUCTURAL WALL	TRANSFORMER SITE	STREETLIGHTS	BAL 19	PAD LEVEL	PACKAGE A
					OPTICOMM CONNECTION	ROAD LEVEL	PACKAGE B
					SEWER/ MANHOLE		PACKAGE C

STAGE 2

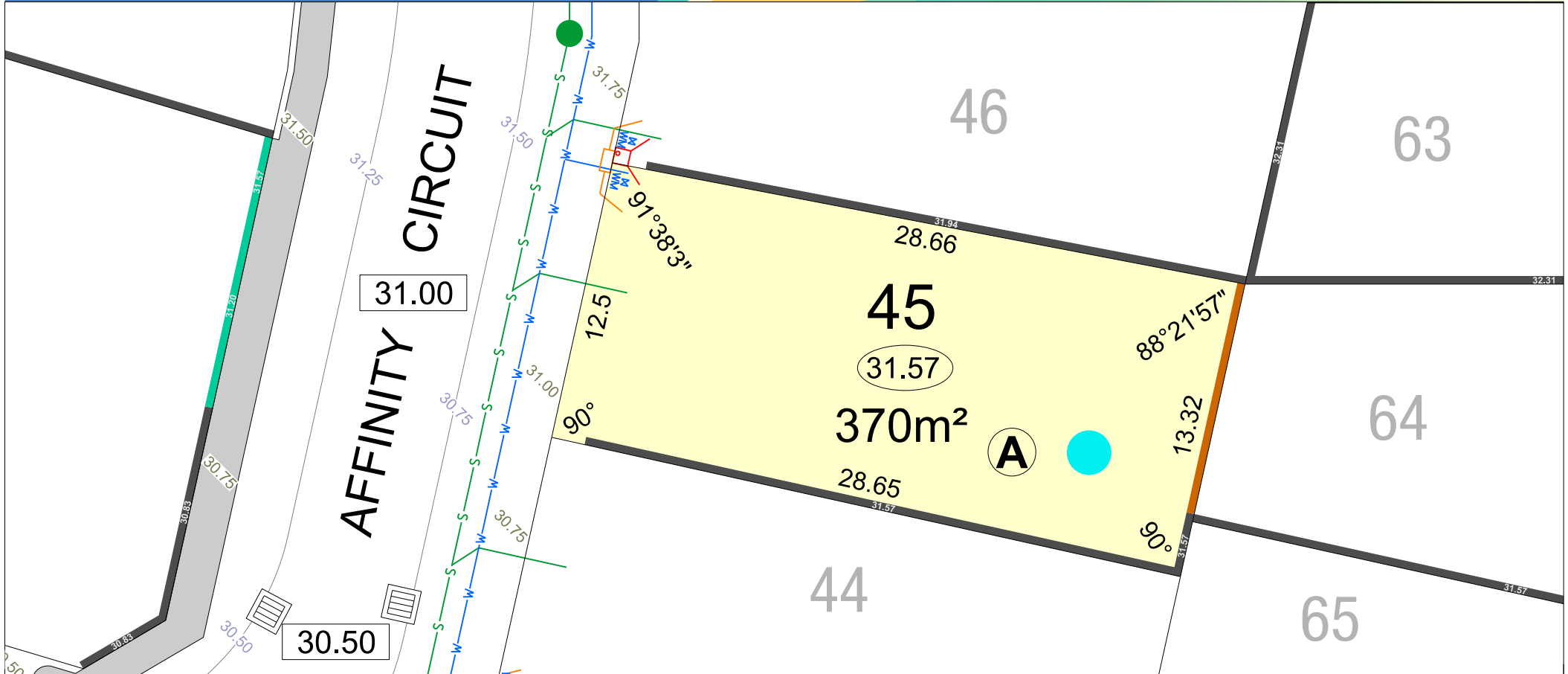


SCALE 1:250

Depicted Information subject to approvals and survey.

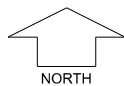
All dimensions and areas are subject to survey. The particulars on this brochure are supplied for Information only and shall not be taken as a representation in any respect on the part of the Vendor or its agent. Authorities should be consulted when services are contained within lot boundaries as building restrictions may apply. All retaining walls and associated easements are shown exaggerated for clarity.

parcel.



LEGEND		DRAINAGE		RETAINING WALL & HEIGHT		POWER DOME		BUSHFIRE ATTACK LEVEL		TOP OF KERB HEIGHT		ACCESS RESTRICTION	
	WATER				26.54		MINI PILLAR		BAL 12.5		24.99		ACCESS RESTRICTION
	WATER METER		EMERGENCY ACCESS WAY		26.54		UNIVERSAL PILLAR		BAL 19		26.16		ACOUSTIC ATTENUATION PACKAGE REQUIREMENT (FOR SINGLE STOREY CONSTRUCTION)
	WATER HYDRANT		GARAGE LOCATION				STREETLIGHTS		OPTICOMM CONNECTION		26.32		PACKAGE A
	WATER VALVE						TRANSFORMER SITE		SEWER/ MANHOLE		25.40		PACKAGE B
											25.40		PACKAGE C
											25.40		

STAGE 2

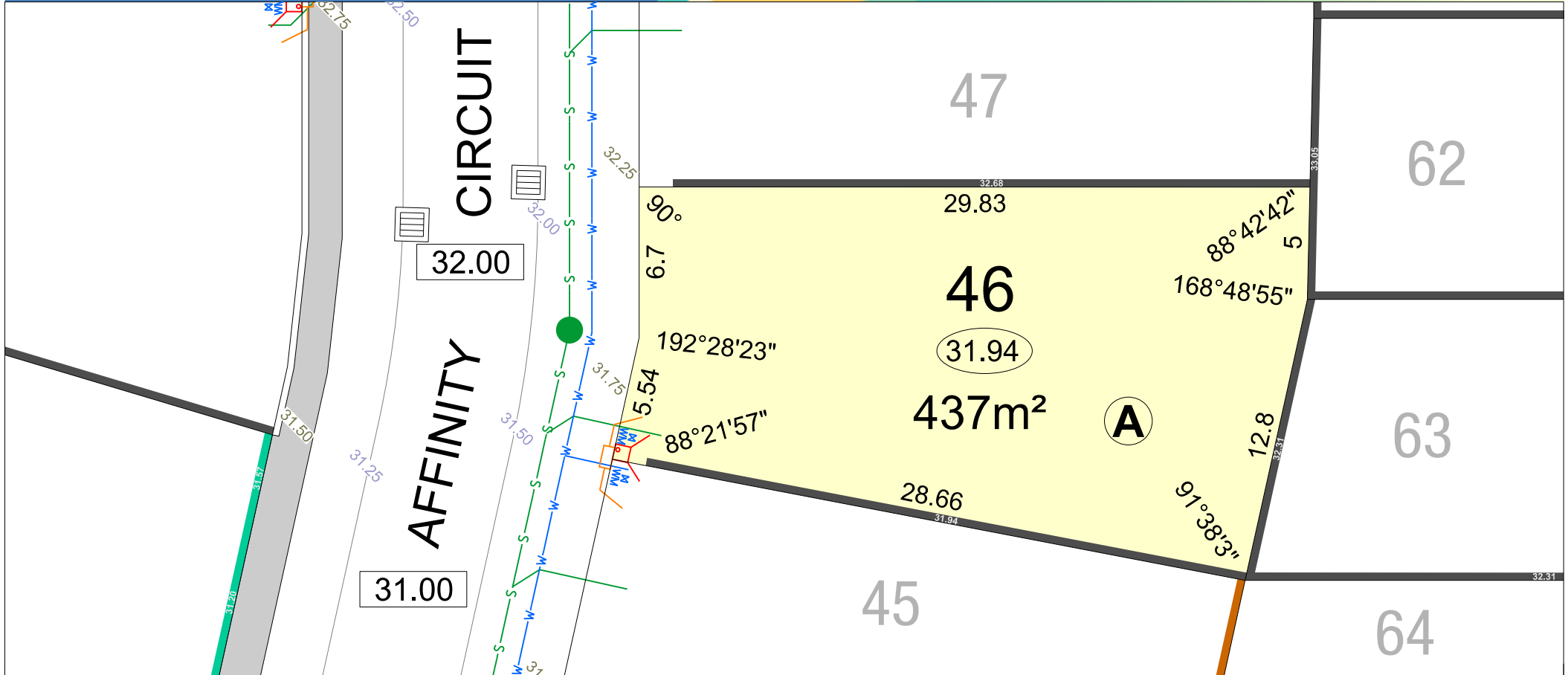


SCALE 1:250

Depicted Information subject to approvals and survey.

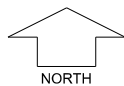
All dimensions and areas are subject to survey. The particulars on this brochure are supplied for Information only and shall not be taken as a representation in any respect on the part of the Vendor or its agent. Authorities should be consulted when services are contained within lot boundaries as building restrictions may apply. All retaining walls and associated easements are shown exaggerated for clarity.

parcel.



LEGEND		DRAINAGE		RETAINING WALL & HEIGHT		POWER DOME		BUSHFIRE ATTACK LEVEL		TOP OF KERB HEIGHT		ACCESS RESTRICTION	
	WATER				26.54		MINI PILLAR		BAL 12.5		24.99		ACCESS RESTRICTION
	WATER METER		EMERGENCY ACCESS WAY		26.54		UNIVERSAL PILLAR		BAL 19		26.16	ACOUSTIC ATTENUATION PACKAGE REQUIREMENT (FOR SINGLE STOREY CONSTRUCTION)	
	WATER HYDRANT		GARAGE LOCATION				STREETLIGHTS		OPTICOMM CONNECTION		26.32		PACKAGE A
	WATER VALVE						TRANSFORMER SITE		SEWER/ MANHOLE		25.40		PACKAGE B
													PACKAGE C

STAGE 2

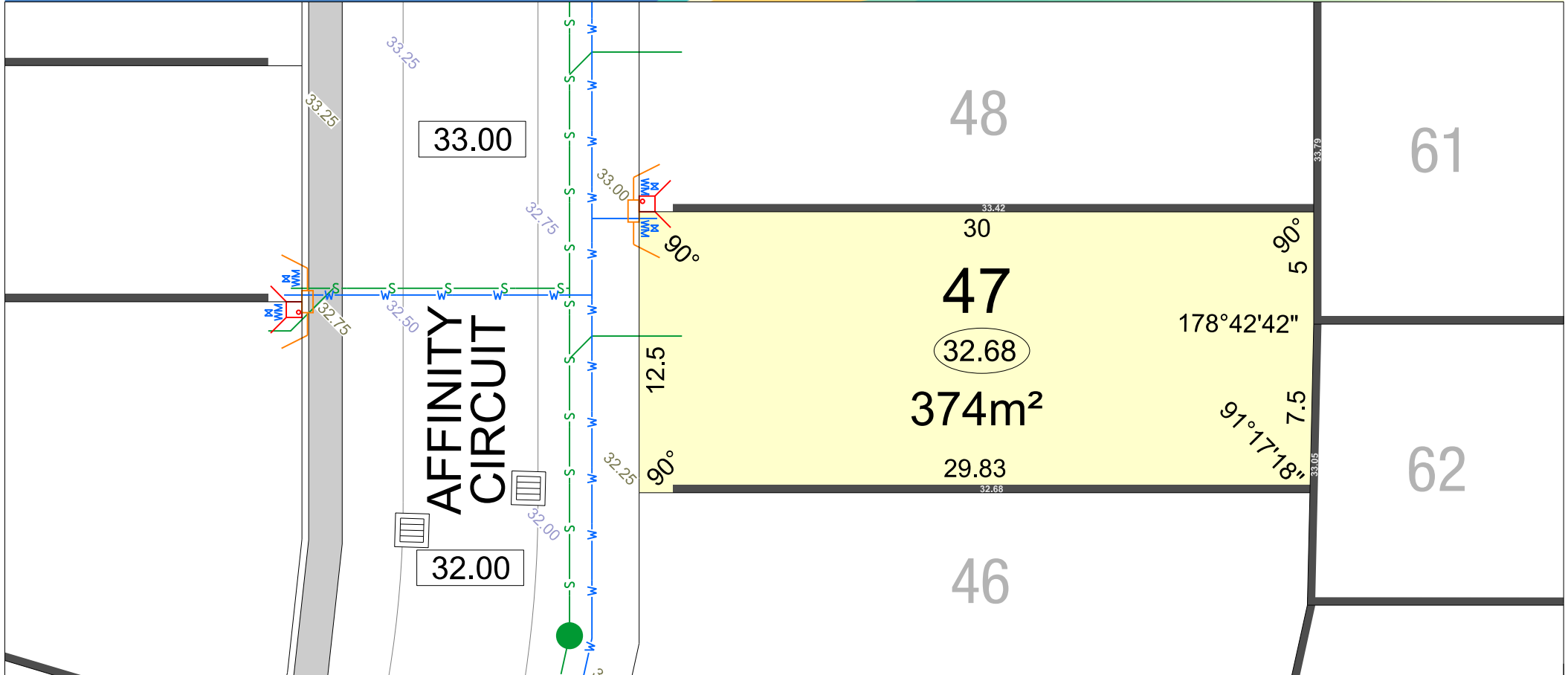


SCALE 1:250

Depicted Information subject to approvals and survey.

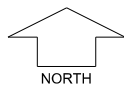
All dimensions and areas are subject to survey. The particulars on this brochure are supplied for Information only and shall not be taken as a representation in any respect on the part of the Vendor or its agent. Authorities should be consulted when services are contained within lot boundaries as building restrictions may apply. All retaining walls and associated easements are shown exaggerated for clarity.

parcel.



LEGEND	WATER	DRAINAGE	26.54 RETAINING WALL & HEIGHT	POWER DOME MINI PILLAR	BUSHFIRE ATTACK LEVEL	24.99 TOP OF KERB HEIGHT	ACCESS RESTRICTION
WATER METER	WATER HYDRANT	EMERGENCY ACCESS WAY	26.54 REVERSE WALL & HEIGHT	POWER DOME UNIVERSAL PILLAR	BAL 12.5	26.16 SPOT LEVEL	ACOUSTIC ATTENUATION PACKAGE REQUIREMENT (FOR SINGLE STOREY CONSTRUCTION)
WATER VALVE	GARAGE LOCATION	NON-STRUCTURAL WALL	STREETLIGHTS	TRANSFORMER SITE	OPTICOMM CONNECTION	26.32 PAD LEVEL	PACKAGE A
					SEWER/ MANHOLE	25.40 ROAD LEVEL	PACKAGE B
							PACKAGE C

STAGE 2

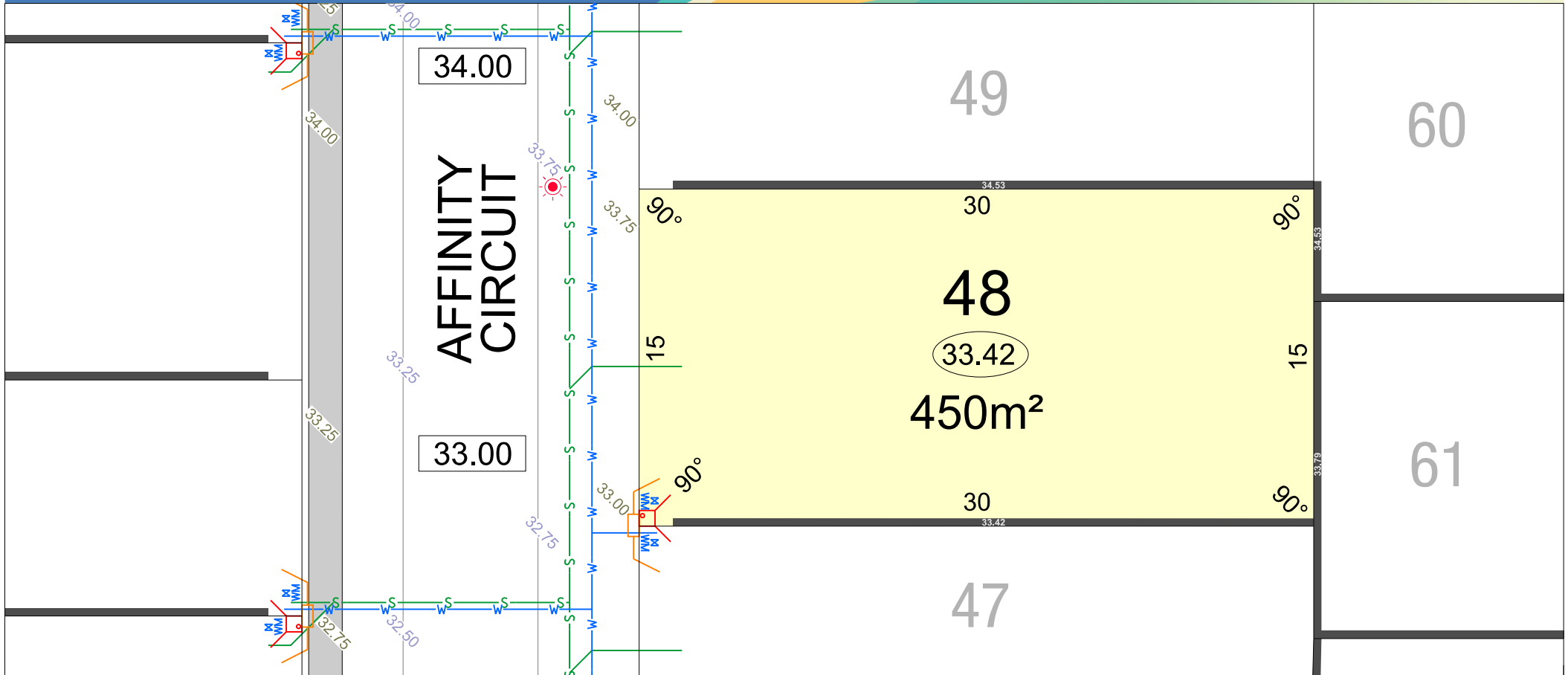


SCALE 1:250

Depicted Information subject to approvals and survey.

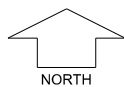
All dimensions and areas are subject to survey. The particulars on this brochure are supplied for Information only and shall not be taken as a representation in any respect on the part of the Vendor or its agent. Authorities should be consulted when services are contained within lot boundaries as building restrictions may apply. All retaining walls and associated easements are shown exaggerated for clarity.

parcel.



WATER	DRAINAGE	RETAINING WALL & HEIGHT	POWER DOME MINI PILLAR	BUSHFIRE ATTACK LEVEL	TOP OF KERB HEIGHT	ACCESS RESTRICTION ACOUSTIC ATTENUATION PACKAGE REQUIREMENT (FOR SINGLE STOREY CONSTRUCTION) (A) PACKAGE A (B) PACKAGE B (C) PACKAGE C
WATER METER	EMERGENCY ACCESS WAY	REVERSE WALL & HEIGHT	POWER DOME UNIVERSAL PILLAR	BAL 12.5	SPOT LEVEL	
WATER HYDRANT	GARAGE LOCATION	NON-STRUCTURAL WALL	STREETLIGHTS	BAL 19	PAD LEVEL	
WATER VALVE			TRANSFORMER SITE	OPTICOMM CONNECTION	ROAD LEVEL	
			SEWER/ MANHOLE			

STAGE 2

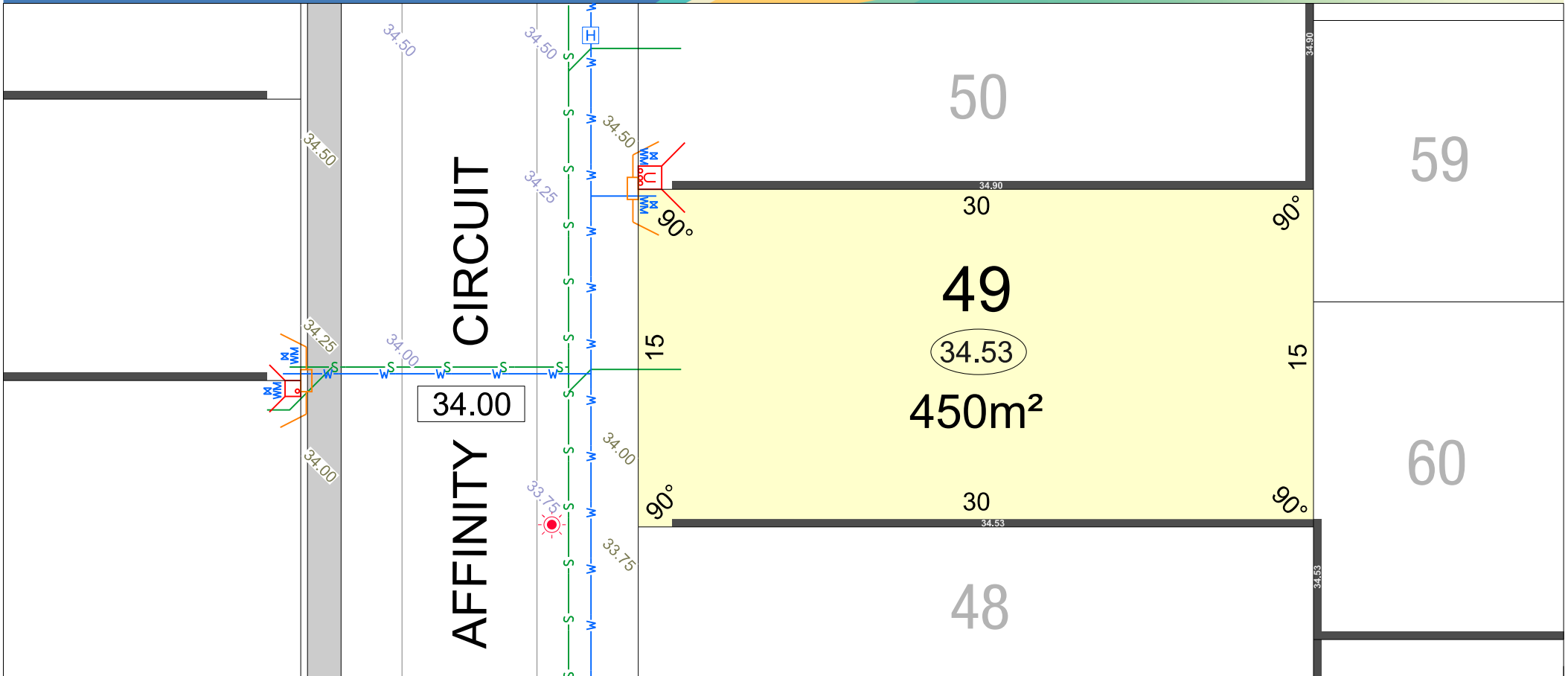


SCALE 1:250

Depicted Information subject to approvals and survey.

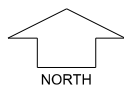
All dimensions and areas are subject to survey. The particulars on this brochure are supplied for Information only and shall not be taken as a representation in any respect on the part of the Vendor or its agent. Authorities should be consulted when services are contained within lot boundaries as building restrictions may apply. All retaining walls and associated easements are shown exaggerated for clarity.

parcel.



WATER	DRAINAGE	26.54 RETAINING WALL & HEIGHT	POWER DOME MINI PILLAR	BUSHFIRE ATTACK LEVEL	24.99 TOP OF KERB HEIGHT	ACCESS RESTRICTION ACOUSTIC ATTENUATION PACKAGE REQUIREMENT (FOR SINGLE STOREY CONSTRUCTION) A PACKAGE A B PACKAGE B C PACKAGE C
WATER METER	EMERGENCY ACCESS WAY	26.54 REVERSE WALL & HEIGHT	POWER DOME UNIVERSAL PILLAR	BAL 12.5	26.16 SPOT LEVEL	
WATER HYDRANT	GARAGE LOCATION	NON-STRUCTURAL WALL	STREETLIGHTS	BAL 19	26.32 PAD LEVEL	
WATER VALVE			TRANSFORMER SITE	OPTICOMM CONNECTION	25.40 ROAD LEVEL	
				SEWER/ MANHOLE		

STAGE 2

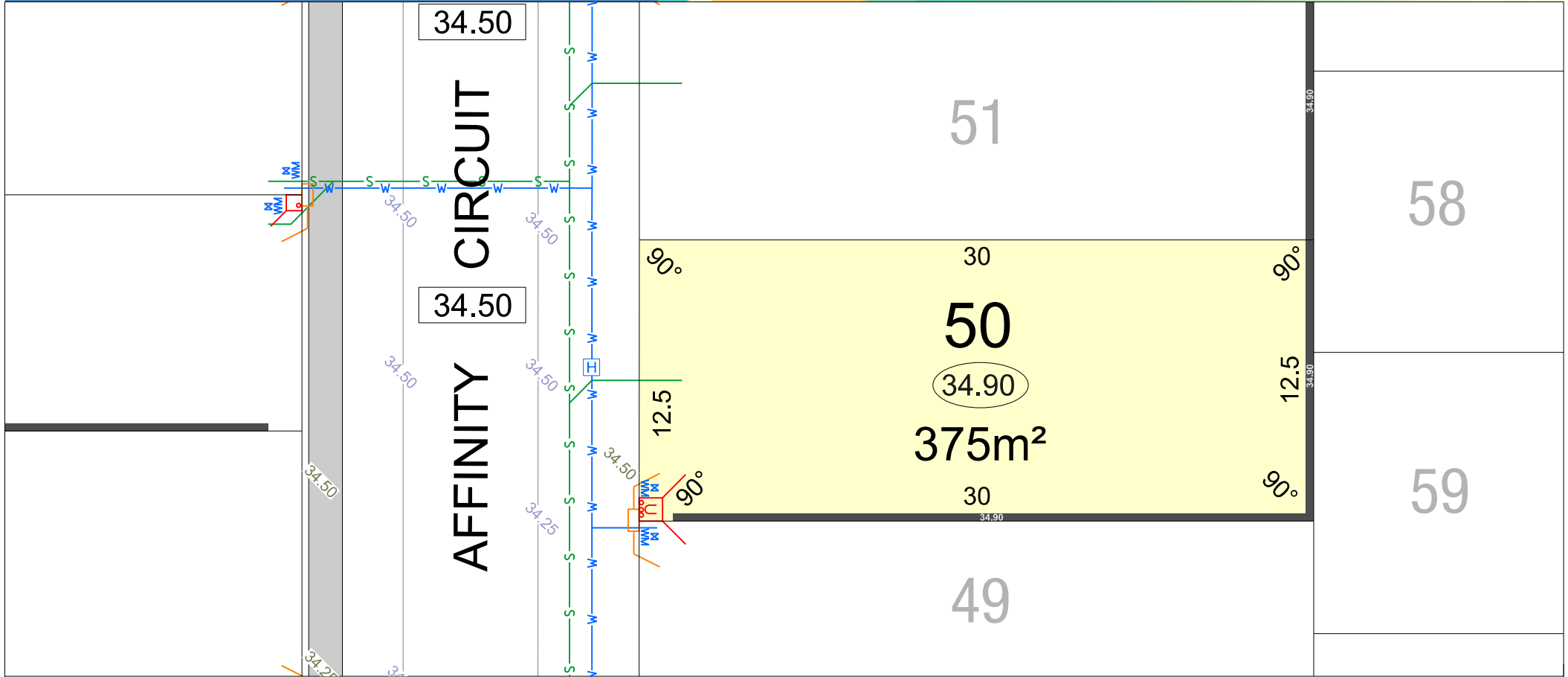


SCALE 1:250

Depicted Information subject to approvals and survey.

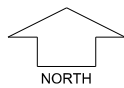
All dimensions and areas are subject to survey. The particulars on this brochure are supplied for Information only and shall not be taken as a representation in any respect on the part of the Vendor or its agent. Authorities should be consulted when services are contained within lot boundaries as building restrictions may apply. All retaining walls and associated easements are shown exaggerated for clarity.

parcel.



WATER	DRAINAGE	RETAINING WALL & HEIGHT	POWER DOME MINI PILLAR POWER DOME UNIVERSAL PILLAR	BUSHFIRE ATTACK LEVEL ● BAL 12.5 ● BAL 19	TOP OF KERB HEIGHT	ACCESS RESTRICTION ACOUSTIC ATTENUATION PACKAGE REQUIREMENT (FOR SINGLE STOREY CONSTRUCTION) (A) PACKAGE A (B) PACKAGE B (C) PACKAGE C
WATER METER	EMERGENCY ACCESS WAY	REVERSE WALL & HEIGHT	STREETLIGHTS	OPTICOMM CONNECTION	SPOT LEVEL	
WATER HYDRANT	GARAGE LOCATION	NON-STRUCTURAL WALL	TRANSFORMER SITE	SEWER/ MANHOLE	PAD LEVEL	
WATER VALVE					ROAD LEVEL	

STAGE 2

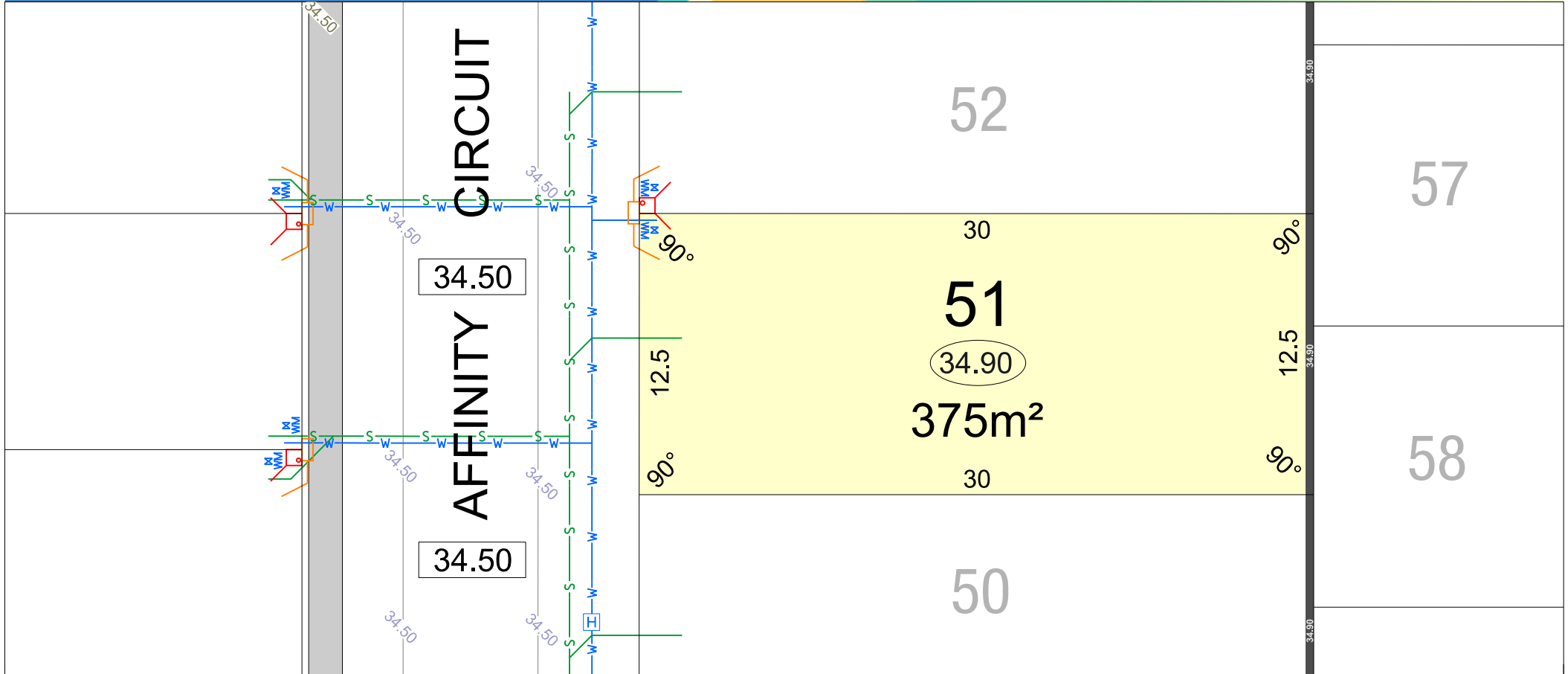


SCALE 1:250

Depicted Information subject to approvals and survey.

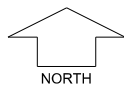
All dimensions and areas are subject to survey. The particulars on this brochure are supplied for Information only and shall not be taken as a representation in any respect on the part of the Vendor or its agent. Authorities should be consulted when services are contained within lot boundaries as building restrictions may apply. All retaining walls and associated easements are shown exaggerated for clarity.

parcel.



WATER	DRAINAGE	RETAINING WALL & HEIGHT	POWER DOME MINI PILLAR	BUSHFIRE ATTACK LEVEL	TOP OF KERB HEIGHT	ACCESS RESTRICTION
WATER METER	EMERGENCY ACCESS WAY	REVERSE WALL & HEIGHT	POWER DOME UNIVERSAL PILLAR	BAL 12.5	SPOT LEVEL	ACOUSTIC ATTENUATION PACKAGE REQUIREMENT (FOR SINGLE STOREY CONSTRUCTION)
WATER HYDRANT	GARAGE LOCATION	NON-STRUCTURAL WALL	STREETLIGHTS	BAL 19	PAD LEVEL	(A) PACKAGE A
WATER VALVE			TRANSFORMER SITE	OPTICOMM CONNECTION	ROAD LEVEL	(B) PACKAGE B
				SEWER/ MANHOLE		(C) PACKAGE C

STAGE 2

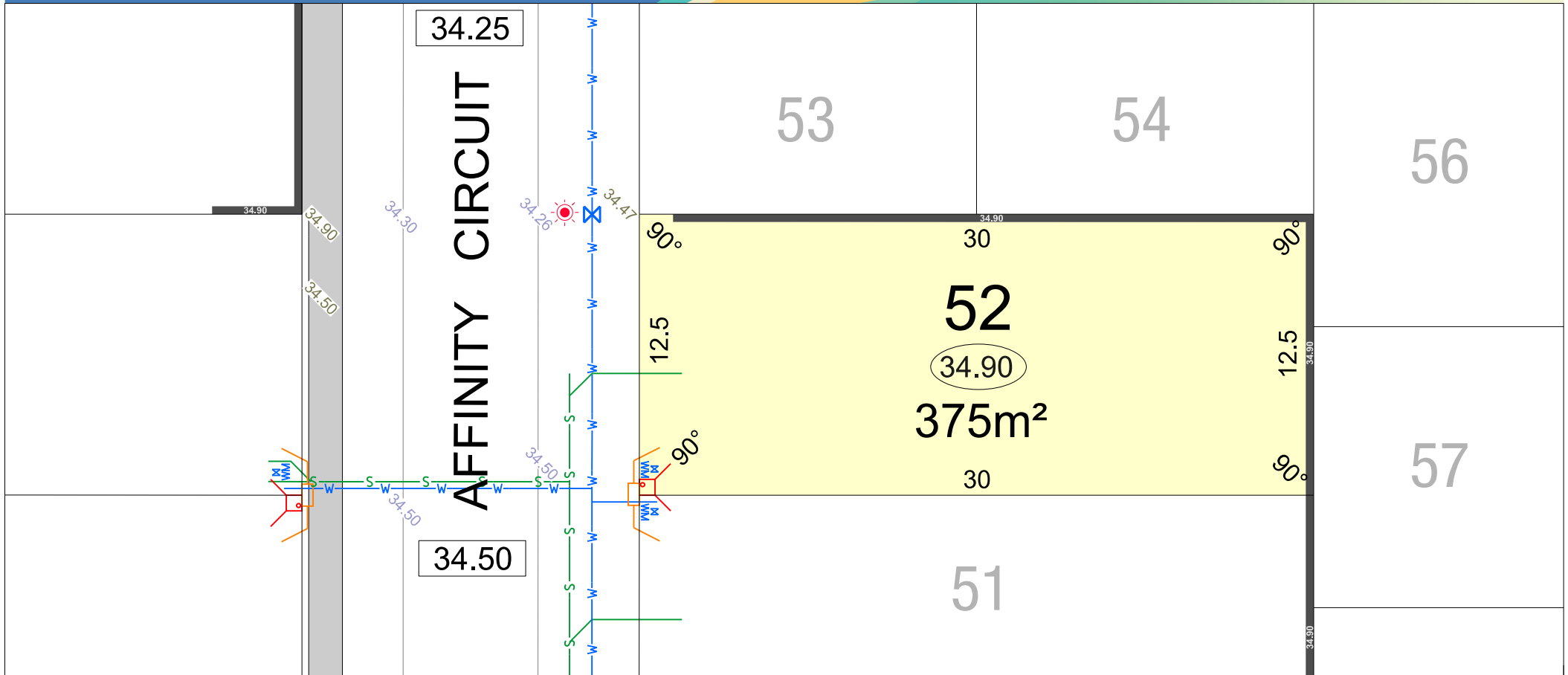


SCALE 1:250

Depicted Information subject to approvals and survey.

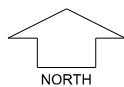
All dimensions and areas are subject to survey. The particulars on this brochure are supplied for Information only and shall not be taken as a representation in any respect on the part of the Vendor or its agent. Authorities should be consulted when services are contained within lot boundaries as building restrictions may apply. All retaining walls and associated easements are shown exaggerated for clarity.

parcel.



WATER	DRAINAGE	26.54 RETAINING WALL & HEIGHT	POWER DOME MINI PILLAR	BUSHFIRE ATTACK LEVEL	24.99 TOP OF KERB HEIGHT	ACCESS RESTRICTION
WATER METER	EMERGENCY ACCESS WAY	26.54 REVERSE WALL & HEIGHT	POWER DOME UNIVERSAL PILLAR	BAL 12.5	26.16 SPOT LEVEL	ACOUSTIC ATTENUATION PACKAGE REQUIREMENT (FOR SINGLE STOREY CONSTRUCTION)
WATER HYDRANT	GARAGE LOCATION	NON-STRUCTURAL WALL	STREETLIGHTS	BAL 19	26.32 PAD LEVEL	(A) PACKAGE A
WATER VALVE			TRANSFORMER SITE	OPTICOMM CONNECTION	25.40 ROAD LEVEL	(B) PACKAGE B
				SEWER/ MANHOLE		(C) PACKAGE C

STAGE 2



SCALE 1:250

Depicted Information subject to approvals and survey.

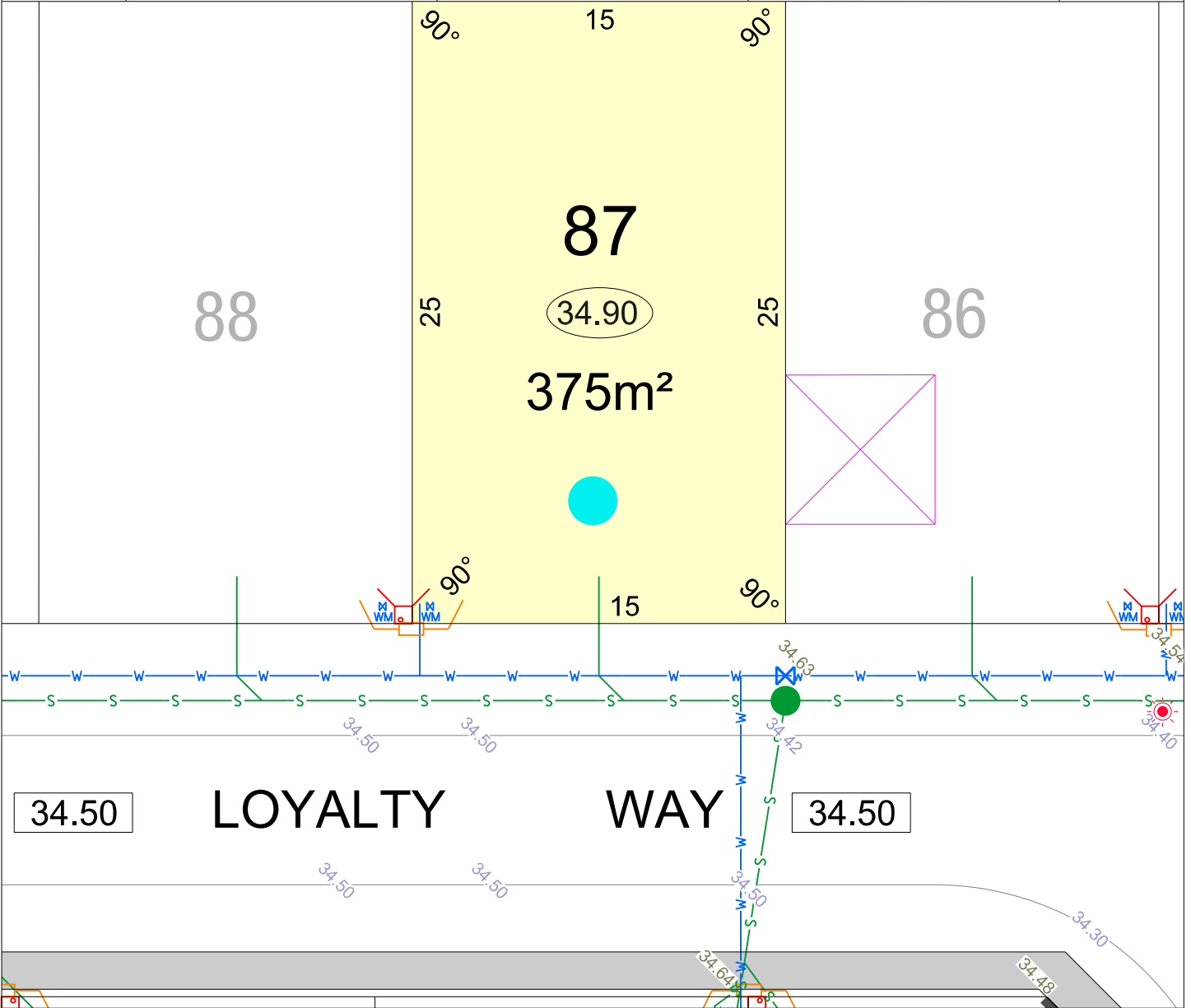
All dimensions and areas are subject to survey. The particulars on this brochure are supplied for Information only and shall not be taken as a representation in any respect on the part of the Vendor or its agent. Authorities should be consulted when services are contained within lot boundaries as building restrictions may apply. All retaining walls and associated easements are shown exaggerated for clarity.

parcel.

71

72

73



LEGEND

WATER	BAL 12.5	POWER DOME MINI PILLAR	RETAINING WALL & HEIGHT	TOP OF KERB HEIGHT
WATER METER	BAL 19	POWER DOME UNIVERSAL PILLAR	REVERSE WALL & HEIGHT	SPOT LEVEL
WATER HYDRANT	ACOUSTIC ATTENUATION PACKAGE REQUIREMENT (FOR SINGLE STOREY CONSTRUCTION)	TRANSFORMER SITE	NON-STRUCTURAL WALL	PAD LEVEL
WATER VALVE	A PACKAGE A	STREETLIGHTS	DRAINAGE	ROAD LEVEL
SEWER/ MANHOLE	B PACKAGE B	EMERGENCY ACCESS WAY	OPTICOMM CONNECTION	GARAGE LOCATION
ACCESS RESTRICTION	C PACKAGE C			

STAGE 2

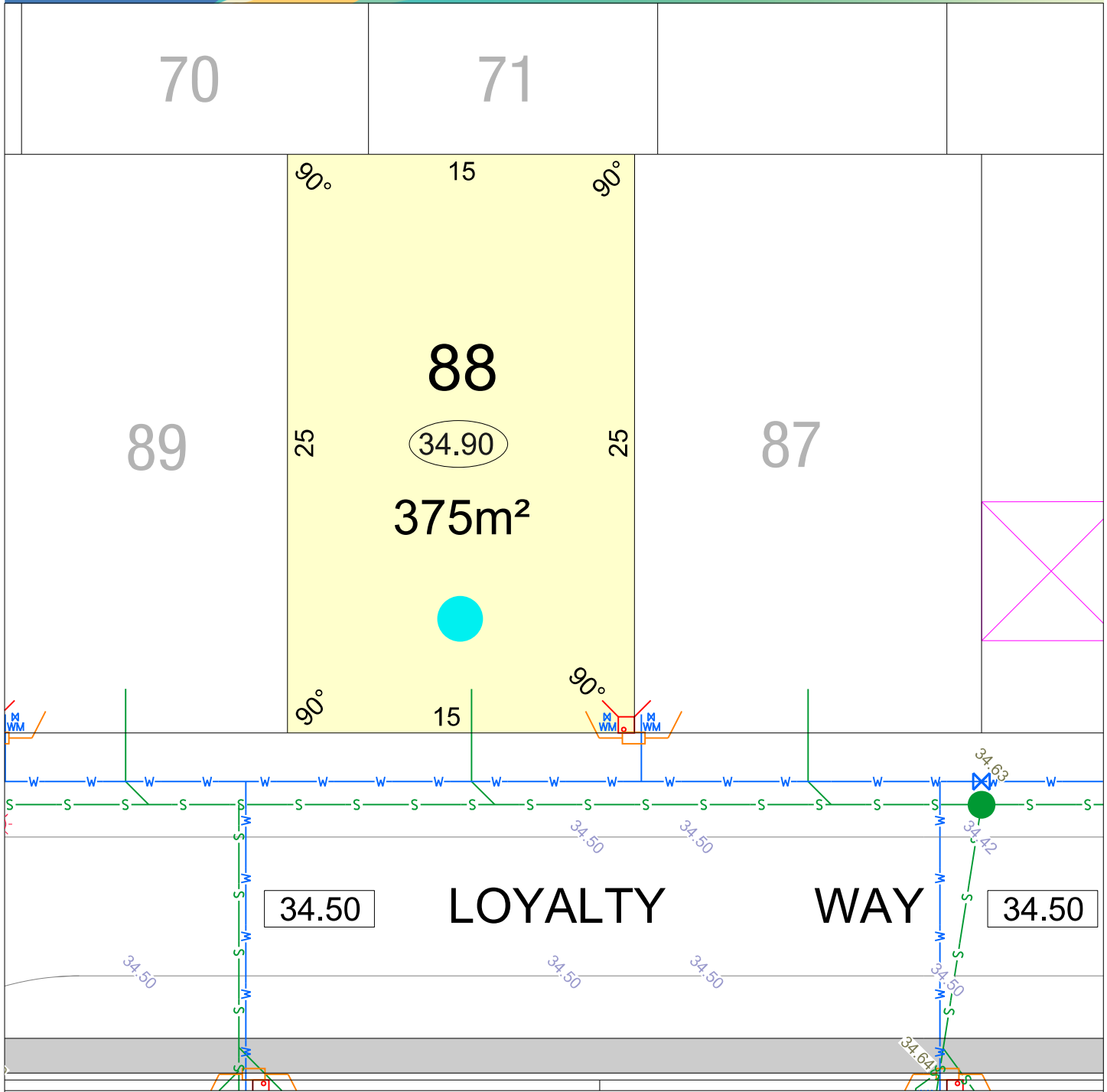


SCALE 1:250

Depicted information subject to approvals and survey.
 All dimensions and areas are subject to survey. The particulars on this brochure are supplied for information only and shall not be taken as a representation in any respect on the part of the Vendor or its agent. Authorities should be consulted when services are contained within lot boundaries as building restrictions may apply. All retaining walls and associated easements are shown exaggerated for clarity.

MNG.Ref: 1016361p-020b Date: 03/12/2024





LEGEND		BUSHFIRE ATTACK LEVEL		ACQUSTIC ATTENUATION PACKAGE REQUIREMENT (FOR SINGLE STOREY CONSTRUCTION)		POWER DOME		RETAINING WALL & HEIGHT		TOP OF KERB HEIGHT	
	WATER		BAL 12.5		PACKAGE A		MINI PILLAR		26.54		26.80
	WATER METER		BAL 19		PACKAGE B		UNIVERSAL PILLAR		26.54		26.16
	WATER HYDRANT				PACKAGE C		TRANSFORMER SITE		NON-STRUCTURAL WALL		26.30
	WATER VALVE				STREETLIGHTS		EMERGENCY ACCESS WAY		DRAINAGE		GARAGE LOCATION
	SEWER/ MANHOLE				RETAINING WALL & HEIGHT		OPTICOMM CONNECTION		NON-STRUCTURAL WALL		
	ACCESS RESTRICTION										

STAGE 2

SCALE 1:250



Depicted information subject to approvals and survey.
 All dimensions and areas are subject to survey. The particulars on this brochure are supplied for information only and shall not be taken as a representation in any respect on the part of the Vendor or its agent. Authorities should be consulted when services are contained within lot boundaries as building restrictions may apply. All retaining walls and associated easements are shown exaggerated for clarity.

MNG.Ref: 101636lp-020b Date: 03/12/2024

parcel.

69

70

90

89

88

313m²

34.90

LOYALTY

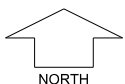
34.50 WAY

LEGEND

- | | | | | |
|-----------------------|--|--------------------------------|----------------------------|-----------------------|
| WATER | BUSHFIRE ATTACK LEVEL
● BAL 12.5 | POWER DOME
MINI PILLAR | RETAINING WALL
& HEIGHT | TOP OF
KERB HEIGHT |
| WATER METER | BAL 19 | POWER DOME
UNIVERSAL PILLAR | REVERSE WALL
& HEIGHT | SPOT LEVEL |
| WATER HYDRANT | ACOUSTIC ATTENUATION
PACKAGE REQUIREMENT
(FOR SINGLE STOREY CONSTRUCTION) | TRANSFORMER SITE | NON-STRUCTURAL
WALL | PAD LEVEL |
| WATER VALVE | Ⓐ PACKAGE A | STREETLIGHTS | DRAINAGE | ROAD LEVEL |
| SEWER/ MANHOLE | Ⓑ PACKAGE B | EMERGENCY
ACCESS WAY | OPTICOMM
CONNECTION | GARAGE
LOCATION |
| ACCESS
RESTRICTION | Ⓒ PACKAGE C | | | |

STAGE 2

SCALE 1:250



Depicted information subject to approvals and survey.
All dimensions and areas are subject to survey. The particulars on this brochure are supplied for information only and shall not be taken as a representation in any respect on the part of the Vendor or its agent. Authorities should be consulted when services are contained within lot boundaries as building restrictions may apply. All retaining walls and associated easements are shown exaggerated for clarity.

MNG.Ref: 101636lp-020b Date: 03/12/2024

parcel.

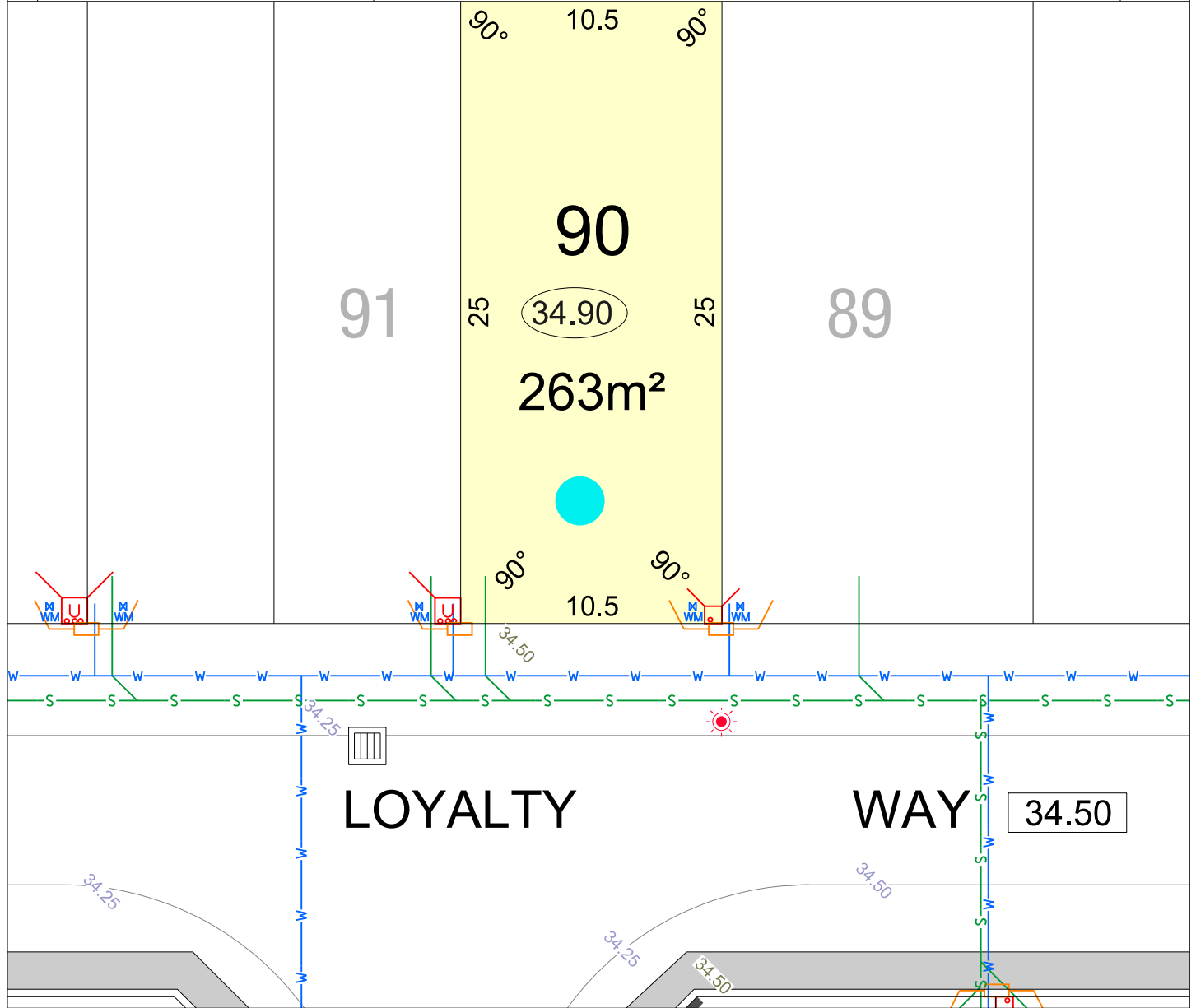
69

91

90

263m²

89



LEGEND

- | | | | | | | | | | | | | | | | | | | | | | | | | | | |
|-------|-------------|---------------|-------------|----------------|--------------------|--------------------------------|--------|---|-----------|-----------|-----------|------------------------|-----------------------------|------------------|--------------|----------------------|-------------------------|-----------------------|---------------------|----------|---------------------|--------------------|------------|-----------|------------|-----------------|
| WATER | WATER METER | WATER HYDRANT | WATER VALVE | SEWER/ MANHOLE | ACCESS RESTRICTION | BUSHFIRE ATTACK LEVEL BAL 12.5 | BAL 19 | ACOUSTIC ATTENUATION PACKAGE REQUIREMENT (FOR SINGLE STOREY CONSTRUCTION) | PACKAGE A | PACKAGE B | PACKAGE C | POWER DOME MINI PILLAR | POWER DOME UNIVERSAL PILLAR | TRANSFORMER SITE | STREETLIGHTS | EMERGENCY ACCESS WAY | RETAINING WALL & HEIGHT | REVERSE WALL & HEIGHT | NON-STRUCTURAL WALL | DRAINAGE | OPTICOMM CONNECTION | TOP OF KERB HEIGHT | SPOT LEVEL | PAD LEVEL | ROAD LEVEL | GARAGE LOCATION |
|-------|-------------|---------------|-------------|----------------|--------------------|--------------------------------|--------|---|-----------|-----------|-----------|------------------------|-----------------------------|------------------|--------------|----------------------|-------------------------|-----------------------|---------------------|----------|---------------------|--------------------|------------|-----------|------------|-----------------|

STAGE 2

SCALE 1:250



Depicted information subject to approvals and survey.
 All dimensions and areas are subject to survey. The particulars on this brochure are supplied for information only and shall not be taken as a representation in any respect on the part of the Vendor or its agent. Authorities should be consulted when services are contained within lot boundaries as building restrictions may apply. All retaining walls and associated easements are shown exaggerated for clarity.

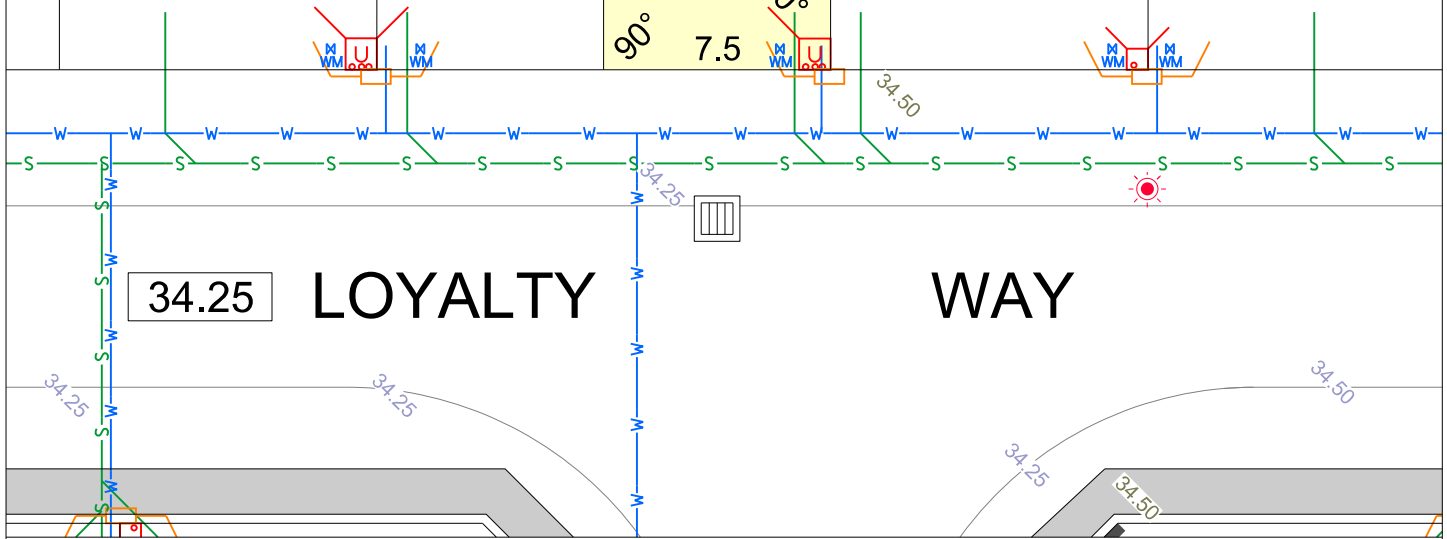
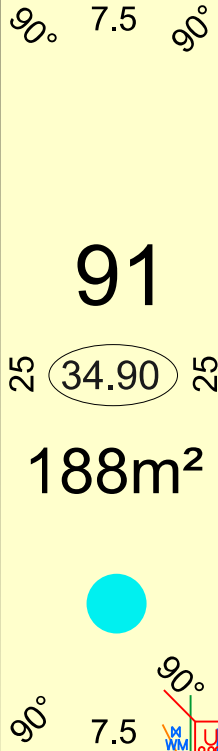
68

69

92

91

90



LEGEND		BUSHFIRE ATTACK LEVEL		POWER DOME		RETAINING WALL & HEIGHT		TOP OF KERB HEIGHT	
	WATER		BAL 12.5		MINI PILLAR		26.54		26.80
	WATER METER		BAL 19		UNIVERSAL PILLAR		26.54		26.16
	WATER HYDRANT	ACOUSTIC ATTENUATION PACKAGE REQUIREMENT (FOR SINGLE STOREY CONSTRUCTION)			TRANSFORMER SITE		NON-STRUCTURAL WALL		26.30
	WATER VALVE		PACKAGE A		STREETLIGHTS		OPTICOMM CONNECTION		25.40
	SEWER/ MANHOLE		PACKAGE B		EMERGENCY ACCESS WAY		DRAINAGE		ROAD LEVEL
	ACCESS RESTRICTION		PACKAGE C						GARAGE LOCATION

STAGE 2

SCALE 1:250



Depicted information subject to approvals and survey.
 All dimensions and areas are subject to survey. The particulars on this brochure are supplied for information only and shall not be taken as a representation in any respect on the part of the Vendor or its agent. Authorities should be consulted when services are contained within lot boundaries as building restrictions may apply. All retaining walls and associated easements are shown exaggerated for clarity.

MNG.Ref: 1016361p-020b Date: 03/12/2024

parcel.

68

93

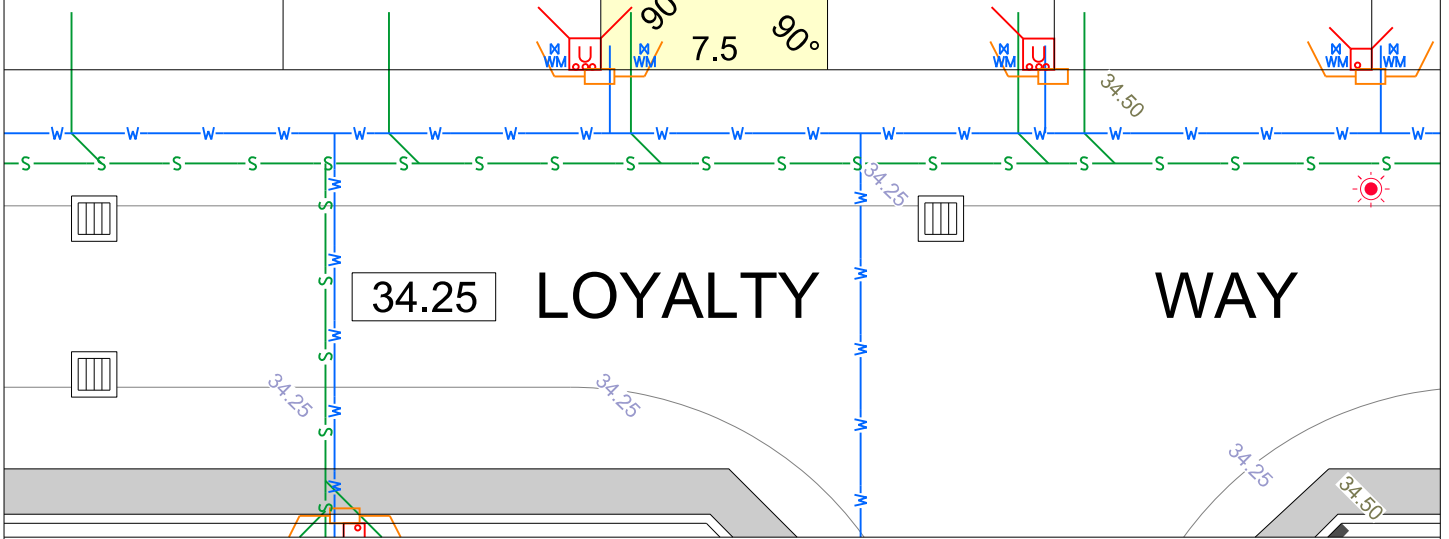
92

25 (34.90) 25

91

188m²

90° 7.5 90°
90° 7.5 90°



LEGEND

- | | | | | |
|--------------------|--|-----------------------------|-------------------------------|--------------------------|
| WATER | BUSHFIRE ATTACK LEVEL
● BAL 12.5
● BAL 19 | POWER DOME MINI PILLAR | 26.54 RETAINING WALL & HEIGHT | 26.80 TOP OF KERB HEIGHT |
| WATER METER | ACOUSTIC ATTENUATION PACKAGE REQUIREMENT (FOR SINGLE STOREY CONSTRUCTION) | POWER DOME UNIVERSAL PILLAR | 26.54 REVERSE WALL & HEIGHT | 26.16 SPOT LEVEL |
| WATER HYDRANT | Ⓐ PACKAGE A | TRANSFORMER SITE | NON-STRUCTURAL WALL | (26.30) PAD LEVEL |
| WATER VALVE | Ⓑ PACKAGE B | STREETLIGHTS | DRAINAGE | (25.40) ROAD LEVEL |
| SEWER/ MANHOLE | Ⓒ PACKAGE C | EMERGENCY ACCESS WAY | OPTICOMM CONNECTION | GARAGE LOCATION |
| ACCESS RESTRICTION | | | | |

STAGE 2

SCALE 1:250



Depicted information subject to approvals and survey.

All dimensions and areas are subject to survey. The particulars on this brochure are supplied for information only and shall not be taken as a representation in any respect on the part of the Vendor or its agent. Authorities should be consulted when services are contained within lot boundaries as building restrictions may apply. All retaining walls and associated easements are shown exaggerated for clarity.

MNG Ref: 101636lp-020b Date: 03/12/2024

parcel.

67

68

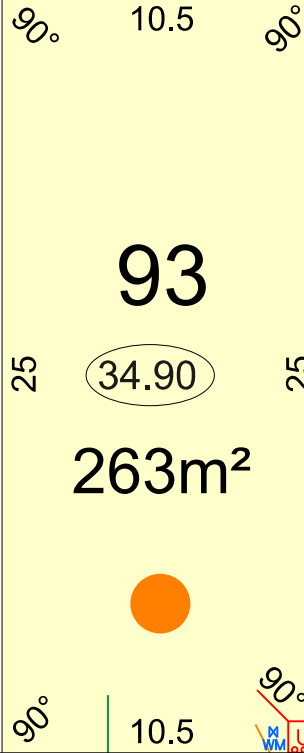
94

93

92

263m²

34.90



LOYALTY

34.25

WAY

LEGEND

- WATER
- WATER METER
- WATER HYDRANT
- WATER VALVE
- SEWER/ MANHOLE
- ACCESS RESTRICTION

BUSHFIRE ATTACK LEVEL

- BAL 12.5
- BAL 19

ACOUSTIC ATTENUATION PACKAGE REQUIREMENT (FOR SINGLE STOREY CONSTRUCTION)

- PACKAGE A
- PACKAGE B
- PACKAGE C



POWER DOME MINI PILLAR



POWER DOME UNIVERSAL PILLAR



TRANSFORMER SITE



STREETLIGHTS



EMERGENCY ACCESS WAY

26.54

RETAINING WALL & HEIGHT

26.54

REVERSE WALL & HEIGHT

26.54

NON-STRUCTURAL WALL

26.30

DRAINAGE

26.54

OPTICOMM CONNECTION

26.80

TOP OF KERB HEIGHT

26.16

SPOT LEVEL

26.30

PAD LEVEL

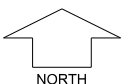
25.40

ROAD LEVEL

26.54

GARAGE LOCATION

STAGE 2



SCALE 1:250

Depicted information subject to approvals and survey.

All dimensions and areas are subject to survey. The particulars on this brochure are supplied for information only and shall not be taken as a representation in any respect on the part of the Vendor or its agent. Authorities should be consulted when services are contained within lot boundaries as building restrictions may apply. All retaining walls and associated easements are shown exaggerated for clarity.

MNG.Ref: 101636lp-020b Date: 03/12/2024

parcel.